

NOTE: This plan is preliminary in nature. Plant locations my vary pending final site geometry, utilities locations, grading, etc.

LANDSCAPE CALCULATIONS:

Caton Farm Road Perimeter- West Side (10' Wide): 197 LF (minus Drives)

Requirement: 10' Wide Buffer, 2- Evergreen or Ornamental Trees, 1- Shade Trees, 20- Shrubs & 40- Perennials/100 LF

Calculation: 4- Evergreen or Ornamental Trees, 2- Shade Trees, 40- Shrubs & 80 Perennials

Provided: 5- Evergreen or Ornamental Trees, 3- Shade Trees, 40- Shrubs & 80- Perennials

Caton Farm Road Perimeter- East Side (10' Wide): 382 LF (minus Drives)

Requirement: 10' Wide Buffer, 2- Evergreen or Ornamental Trees, 1- Shade Trees, 20 Shrubs & 40 Perennials/100 LF

Calculation: 8- Evergreen or Ornamental Trees, 4- Shade Trees, 77- Shrubs & 153 Perennials

Provided: 8- Evergreen or Ornamental Trees, 6- Shade Trees, 82- Shrubs & 153 Perennials

West Property Line Perimeter: 330 LF

Requirement: 2- Evergreen or Ornamental Trees + 1- Shade Trees + 10 Shrubs /100 LF

Calculation: 7- Evergreen or Ornamental Trees, 3- Shade Trees & 33 Shrubs

Provided: 7- Evergreen or Ornamental Trees, 3- Shade Trees & 33 Shrubs

East Property Line Perimeter: 330 LF

Requirement: 5' Wide Buffer, 2 Evergreen or Ornamental Trees + 1 Shade Trees & 10 Shrubs/100 LF

Calculation: 7- Evergreen or Ornamental Trees, 3- Shade Trees & 33 Shrubs

Provided: 7- Evergreen or Ornamental Trees, 3- Shade Trees & 33 Shrubs

South Property Line Perimeter: 660 LF - 60 LF ROW = 600LF

Requirement: 15' Wide Buffer, 3 Evergreen Trees + 3 Ornamental Trees + 2 Shade Trees & 5 Shrubs/100 LF

Calculation: 18- Evergreen Trees + 18- Ornamental Trees + 12- Shade Trees & 30 Shrubs

Provided: 18- Evergreen Trees + 18- Ornamental Trees + 12- Shade Trees & 30 Shrubs

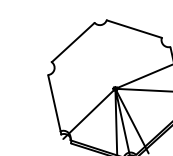
Detention Basin Landscaping: 833 LF H.W.L.

Requirement: 1 Shade Tree + 1 Evergreen Tree + 1- Ornamental Tree/100LF H.W.L.

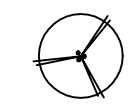
Calculation: 8- Shade Trees, 8- Evergreen Trees & 8- Ornamental Trees

Provided: 8- Shade Trees, 8 Evergreen Trees & 8- Ornamental Trees

LEGEND



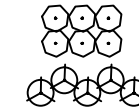
DECIDUOUS SHADE TREE - 2.0"



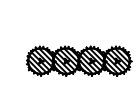
ORNAMENTAL TREE - 6'BB/clump/2"BB



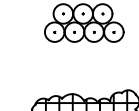
EVERGREEN TREE - 6'BB



LARGE DECIDUOUS SHRUB- 5 Gal/24" Min.



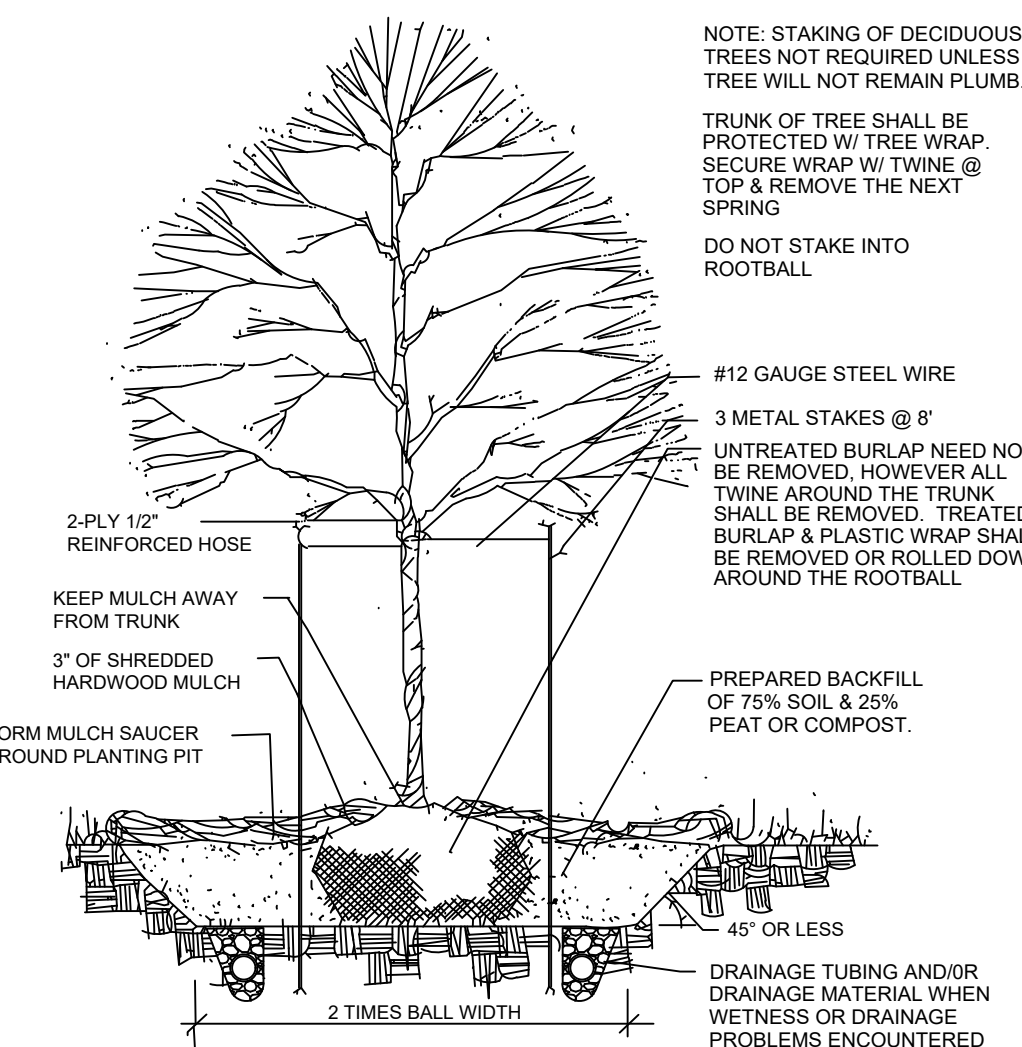
EVERGREEN SHRUBS - 5 Gal.



DWARF DECIDUOUS SHRUB- 3 Gal/24" Min.

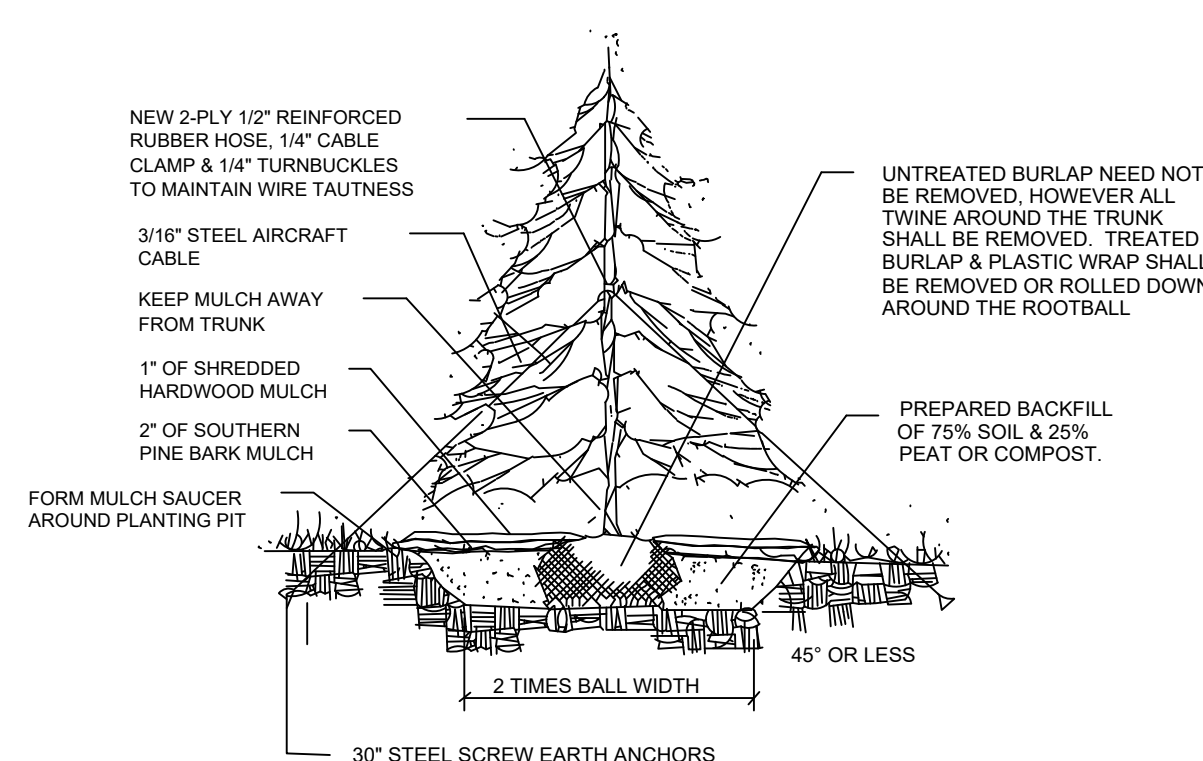


PERENNIALS & ORNAMENTAL GRASSES- 1 Gal./1 Qt.



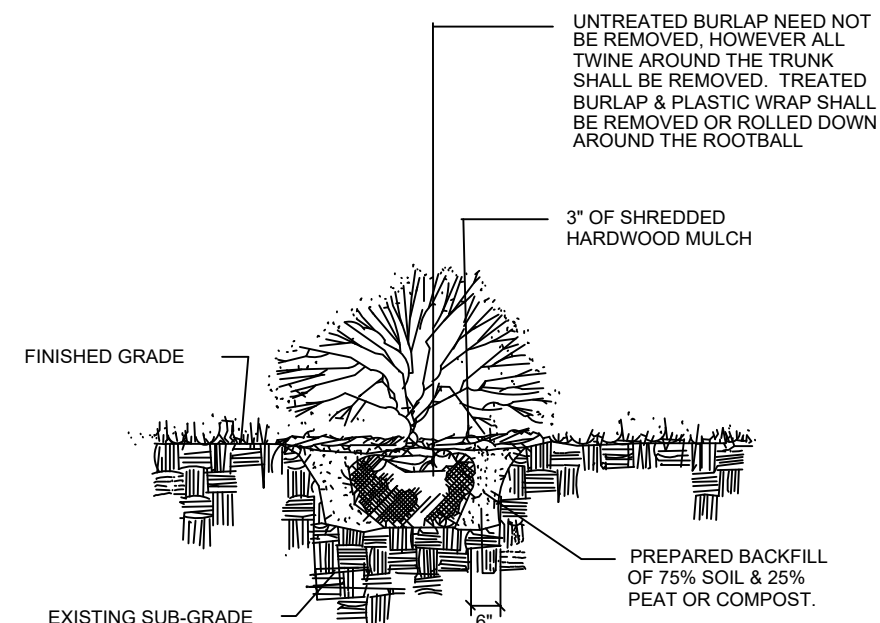
DECIDUOUS TREE

NTS



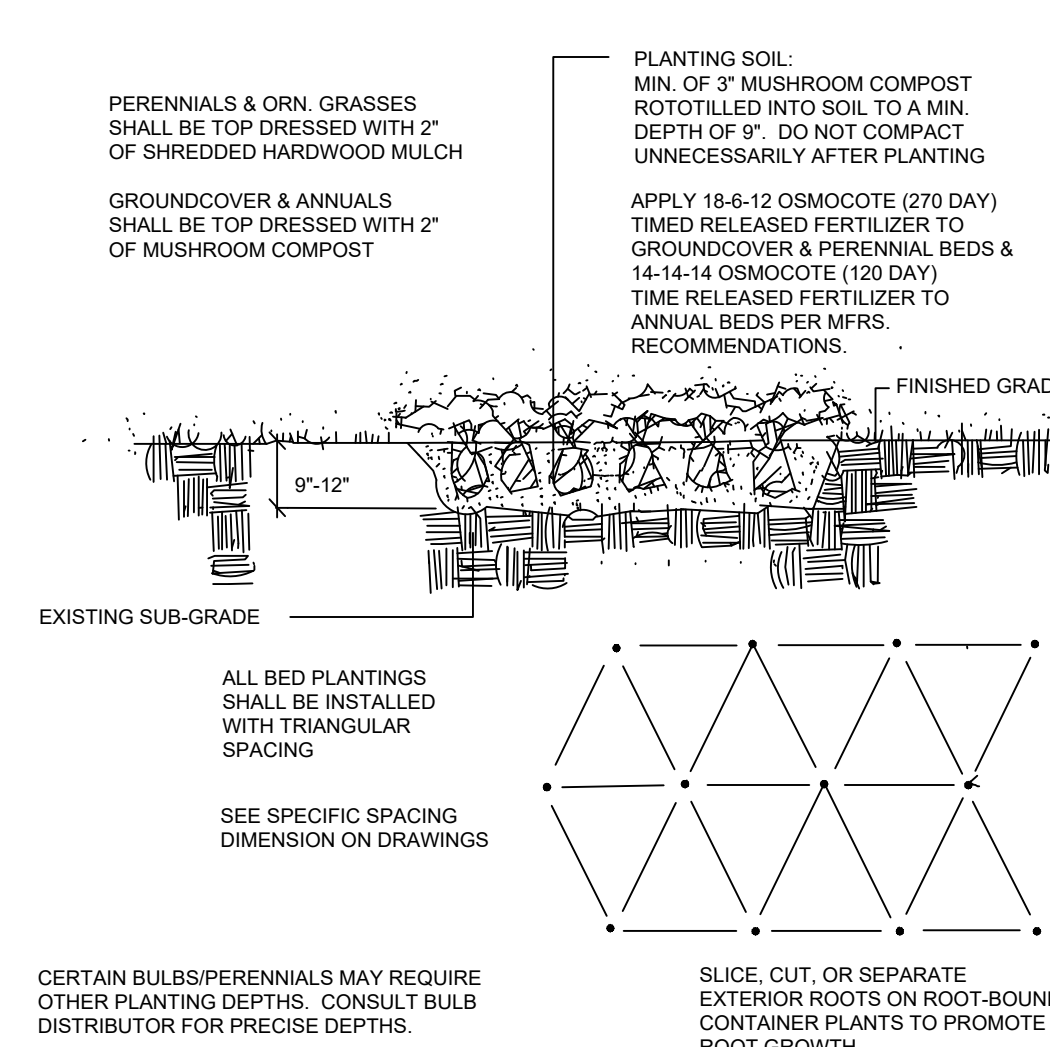
EVERGREEN TREE

NTS



SHRUBS

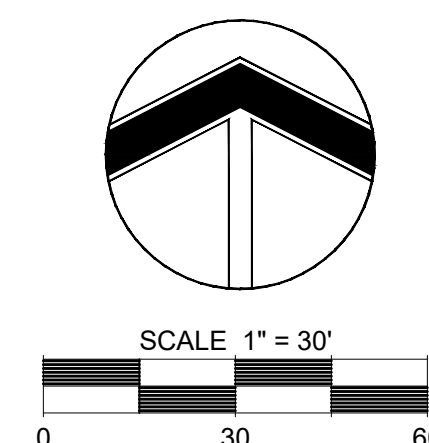
NTS



BED PLANTING DETAIL

(PERENNIALS, ORNAMENTAL GRASSES VINES, GROUND COVER & ANNUALS)

NTS



© 2025 Heritage Oak Studios, LLC
The drawings, specifications, design ideas, and other information contained within as prepared by the Landscape Architect and/or Land Planner for this project are instruments of the Landscape Architect's and/or Land Planner's service, for use solely with respects to this project and, unless otherwise provided, the Landscape Architect and/or Land Planner shall be deemed the author of these documents and shall retain all common law, statutory, and other rights, including copyright. This drawing is not to be reproduced without the expressed written consent of Heritage Oak Studios, LLC.

REVISIONS

4 - Per City Of Joliet Review	2025-12-09
3 - Per City Of Joliet Review	2025-11-11
2 - Per Revised Site Plan	2025-10-14
1 - Revised Per 30' Buffer	2025-09-05

MULTI-TENANT DEVELOPMENT

580 Caton Farm Road
Joliet, Illinois



HERITAGE OAK STUDIOS, LLC

Landscape Architects

24301 White Oak Drive
Plainfield, IL 60585
PHONE: 815-531-4415

PRELIMINARY LANDSCAPE PLAN

DATE: 2025-08-22
SCALE: 1"=20'
PLANNER: RP
DRAWN BY: RP
CHECKED: _____

SHEET L-1

PROJECT NO.: 2325 - 2463