



City of Joliet

Finance Committee

Meeting Agenda

Committee Members
Pat Mudron
Cesar Guerrero
Sherri Reardon

Tuesday, August 16, 2022

5:30 PM

City Hall, Council Chambers

Citizens who are unable to attend the meeting can email comments in advance of the meeting to publiccomment@joliet.gov.

ROLL CALL:

APPROVAL OF MINUTES:

Approval of Minutes for July 19, 2022

[TMP-4313](#)

Attachments: [July2022 Minutes](#)

CITIZENS TO BE HEARD ON AGENDA ITEMS:

AGENDA ITEMS:

Extension of Operating Agreement and restoration of funding

[TMP-4234](#)

Attachments: [Memorandum of Understanding Operating Agreement](#)

Receipt of the 2021 Comprehensive Annual Financial Report (CAFR)

[TMP-4235](#)

Attachments: [CAFAR 2021](#)

REPORTS:

July 2022 Monthly Financial Report

[TMP-4309](#)

Attachments: [July2022 Monthly Financial Report](#)

July 2022 Invoices Paid Report

[TMP-4310](#)

Attachments: [Invoices Paid 07.22](#)

July 2022 Travel Expense Report

[TMP-4311](#)

Attachments: [Travel 07.22](#)

August 2022 Personnel Summary Report

[TMP-4312](#)

Attachments: [August2022 Personnel Summary](#)

**NEW OR OLD BUSINESS, NOT FOR FINAL ACTION OR
RECOMMENDATION:**

PUBLIC COMMENTS:

ADJOURNMENT:

This meeting will be held in an accessible location. If you need a reasonable accommodation, please contact Christa M. Desiderio, City Clerk, 150 West Jefferson Street, Joliet, Illinois 60432 at (815) 724-3780.



City of Joliet

150 West Jefferson Street
Joliet, IL 60432

Memo

File #: TMP-4313

Agenda Date: 8/16/2022

City of Joliet

150 West Jefferson Street
Joliet, IL 60432



Meeting Minutes - Pending Approval

Tuesday, July 19, 2022

5:30 PM

City Hall, Council Chambers

Finance Committee

Committee Members

Pat Mudron

Cesar Guerrero

Sherri Reardon

Citizens who are unable to attend the meeting can email comments in advance of the meeting to publiccomment@joliet.gov.

ROLL CALL:

Present Councilman Pat Mudron, Councilwoman Sherri Reardon and Councilman Cesar Guerrero

ALSO PRESENT: James Ghedotte - Director of Finance, Kevin Sing - Budget Coordinator, Armando De Avila - Risk Management, Rich Stokluska - Arthur J. Gallagher & Co. and Greg Peerbolte - Heritage Corridor.

APPROVAL OF MINUTES:

Attachments: [June2022 Draft Minutes](#)

A motion was made by Councilwoman Sherri Reardon, seconded by Councilman Cesar Guerrero, to approve the Minutes for June 21, 2022 Finance Committee meeting.

The motion carried by the following vote:

Aye: Councilman Mudron, Councilwoman Reardon and Councilman Guerrero

CITIZENS TO BE HEARD ON AGENDA ITEMS:

None.

AGENDA ITEMS:

Attachments: [City of Joliet GO Bonds 2022 \(Rock Run Crossings Project\) - Parameters Ordinance \(4871-1610-2439.v4\)](#)

James Ghedotte, Director of Finance discussed the parameters ordinance regarding the Rock Run Crossings (Cullinan) project. Brief discussion held. Proposal was recommended to go to full council for approval.

A motion was made by Councilman Cesar Guerrero, seconded by Councilwoman Sherri Reardon, to recommend to the full council City of Joliet GO Bonds Series 2022 - Parameters Ordinance.

The motion carried by the following vote:

Aye: Councilman Mudron, Councilwoman Reardon and Councilman Guerrero

Authorization to Award Contract for Comprehensive Benefit Consulting/Broker Services

Armando De Avila, Risk Management introduced Rich Stokluska of Arthur J. Gallagher & Co. to address the new contract for Comprehensive Benefit Consulting Services and the proposed renewal of Property and Casualty coverages.

A motion was made by Councilwoman Sherri Reardon, seconded by Councilman Cesar Guerrero, to recommend to the full council Authorization to Award Contract for Comprehensive Benefit Consulting/Broker Services and the Authorization to Approve the Proposed Renewal of Property and Casualty Coverages.

The motion carried by the following vote:

Aye: Councilman Mudron, Councilwoman Reardon and Councilman Guerrero

Authorization to Approve the Proposed Renewal of Property and Casualty Coverages

A motion was made by Councilwoman Sherri Reardon, seconded by Councilman Cesar Guerrero, to recommend to the full council Authorization to Award Contract for Comprehensive Benefit Consulting/Broker Services and the Authorization to Approve the Proposed Renewal of Property and Casualty Coverages.

The motion carried by the following vote:

Aye: Councilman Mudron, Councilwoman Reardon and Councilman Guerrero

Resolution Authorizing the Execution of a Memorandum of Understanding between the Heritage Corridor Convention & Visitors Bureau and the City of Joliet for Temporary Grant Funding

Attachments: [Resolution](#)
 [CVBMOU](#)
 [22-336003 GA Executed R66 Grant HC CVB](#)
 [HCCVB Temp Funding Request](#)

Mr. Ghedotte introduced Greg Peerbolte of Heritage Corridor, who discussed the Resolution Authorizing the Execution of a Memorandum of Understanding between the Heritage Corridor Convention & Visitors Bureau and the City of Joliet for Temporary Grant Funding.

A motion was made by Councilwoman Sherri Reardon, seconded by Councilman Cesar Guerrero, to recommend to the resolution authorizing the Execution of a Memorandum of Understanding between the Heritage Corridor Convention & Visitors Bureau and the City of Joliet for Temporary Grant Funding.

The motion carried by the following vote:

Aye: Councilman Mudron, Councilwoman Reardon and Councilman Guerrero

REPORTS:

Attachments: [June2022 Monthly Financial Report](#)

Kevin Sing, Budget Officer - reviewed a revised June Monthly Financial Report that included Police & Fire pension property tax receipts, pension contributions and COVID grant funding. Brief discussion held.

Attachments: [Invoices Paid 06.22](#)

Mr. Ghedotte briefly pointed out the payments made to the Railto Theatre and the Will County Courthouse.

Attachments: [Travel 06.22](#)

Mr. Ghedotte discussed the increase in travel expense for the police department due to training activity. No further discussion held.

Attachments: [July2022 Personnel Summary](#)

Armando De Avila, Risk Management discussed employment positions currently open with the City, as well as summer labor positions. Brief discussion held.

NEW OR OLD BUSINESS, NOT FOR FINAL ACTION OR RECOMMENDATION:

None.

PUBLIC COMMENTS:

None

ADJOURNMENT:

A motion was made by Councilwoman Sherri Reardon, seconded by Councilman Cesar Guerrero, to adjourn.

The motion carried by the following vote:

Aye: Councilman Mudron, Councilwoman Reardon and Councilman Guerrero



City of Joliet

150 West Jefferson Street
Joliet, IL 60432

Memo

File #: TMP-4234

Agenda Date: 8/16/2022

TO: Finance Committee

FROM: Greg Peerbolte, Director, Joliet Area Historical Museum

SUBJECT:
Extension of Operating Agreement and restoration of funding

BACKGROUND:

The Joliet Area Historical Museum and the City of Joliet have enjoyed a twenty year partnership of service to area residents. Our current Operating Agreement expires at the end of 2022. The current proposal seeks to extend the Agreement for one year. It is our intention to work on a new Agreement to be presented at the end of 2023.

The current proposal also seeks to restore funding to pre-covid levels. In April of 2020, the City reduced museum funding due to mandatory closure; the museum is once again fully operational, thus requiring increased funding to finance increased operations. A total of \$162,500 has been withheld since the pandemic, we are seeking that amount to be paid from ARPA funds, as well as restoration of \$275,000 annual funding for the museum.

**Request for Extension One Year Extension of Operating Agreement between
the City of Joliet and Joliet Area Historical Museum**

Whereas, the Joliet Area Historical Museum (JAHM) is entering its twentieth year of service to the Joliet Community and has maintained a formal partnership with the City of Joliet as a component unit of municipal government that remains mutually beneficial and,

Whereas, the existing operating agreement between JAHM and City, drafted in 2002, terminates on December 31, 2022 and,

Whereas, the COVID-19 Global Pandemic continues to wreak unprecedented financial strain on cultural organizations such as JAHM, with public health mitigations mandating full or partial closures of JAHM facilities for nearly two years and,

Whereas, JAHM has aggressively pursued local, State and Federal pandemic relief funds, including Business Interruption Grant (BIG), Back to Business (B2B), Paycheck Protection Program (PPP), Shuttered Venue Operator Grant (SVOG) and,

Whereas, JAHM has been obligated a \$3,000,000 Federal Community Project Funding Grant and \$3,500,000 State Grant for physical stabilization of City-held Old Joliet Prison Historic Site which requires immediate intervention pending receipt of funds and,

Whereas, the City and other units of local government have been provided funding from the American Rescue Plan Act (APRA) with the stated purpose of assisting entities such as JAHM with financial recovery from the COVID-19 Global Pandemic and,

Whereas, despite Pandemic-related challenges, JAHM continues to host major public events of great interest to the community, such as the first annual Blues Brothers Con, which will include a historic performance from Dan Aykroyd and James Belushi and,

Whereas, the State and Federal Governments have given strong indications of a variety of funding opportunities tied the 2026 Centennial of Route 66, from which JAHM has already benefited,

Whereas, JAHM intends to operate four properties by the end of 2022, three of which are City-held and,

Whereas, JAHM maintains two “sub” Memorandums of Understanding regarding the operation of the Old Joliet Prison Historic Site and Union Depot Tower Museum and,

Whereas, JAHM has increased staffing to optimal pre-Pandemic and Great Recession levels to meet the demands of increased public interest and site management,

Be it now resolved, JAHM respectfully requests an immediate one-year extension of its existing operating agreement with the City, with additional provisions as follows:

- Operating & Maintenance Grant Support to be restored to pre-COVID levels of \$275,000, classified as “pledge receivable” in JAHM’s 2018 audit.
- Restoration of COVID-era funding reductions retroactive from April 2020 of \$162,500 to be paid from City of Joliet American Rescue Plan Act (“ARPA”) Funding.

- Approval for JAHM and City Staff to identify reductions to JAHM's operational costs via applicable "economies of scale": Applicable clerical support (i.e. Copy Machine), Managed Accounting Services (Wermer Rodgers Duran Ruzon).

IN WITNESS WHEREOF, the parties execute this Memorandum of Understanding effective on the date first above written.

CITY OF JOLIET, a municipal corporation

By:

Robert O'Dekirk Mayor

Attest:

Christa M. Desiderio City Clerk

JOLIET AREA HISTORICAL MUSEUM, INC., a 501
(c)3 not-for-profit corporation

By:

Quinn X. Adamowski Board President

Attest:

Gregory T. Peerbolte, CEO



City of Joliet

150 West Jefferson Street
Joliet, IL 60432

Memo

File #: TMP-4235

Agenda Date: 8/16/2022

City of **JOLIET**



ANNUAL COMPREHENSIVE FINANCIAL REPORT *YEAR ENDING DECEMBER 31, 2021*

This Page Intentionally Left Blank

CITY OF JOLIET, ILLINOIS

**ANNUAL COMPREHENSIVE FINANCIAL REPORT
FOR THE YEAR ENDED DECEMBER 31, 2021**

PREPARED BY THE FINANCE DEPARTMENT

INTRODUCTORY SECTION

Table of Contents

	Page
INTRODUCTORY SECTION:	
Table of Contents	i-iv
Letter of Transmittal from Finance Director	v-viii
Mayor and City Council Members	ix
Organizational Chart	x
FINANCIAL SECTION:	
Independent Auditor's Report	1-3
Management's Discussion and Analysis	4-15
Basic Financial Statements	
Statement of Net Position	16-17
Statement of Activities	18-19
Balance Sheet - Governmental Funds	20
Reconciliation of Governmental Funds Balance Sheet to Statement of Net Position	21
Statement of Revenues, Expenditures, and Changes in Fund Balances - Governmental Funds	22
Reconciliation of the Statement of Revenues, Expenditures, and Changes in Fund Balances of Governmental Funds to Statement of Activities	23
Statement of Net Position – Proprietary Funds	24-25
Statement of Revenues, Expenses and Changes in Net Position - Proprietary Funds	26
Statement of Cash Flows – Proprietary Funds	27-28
Statement of Fiduciary Net Position – Fiduciary Funds	29
Statement of Changes in Fiduciary Net Position – Fiduciary Funds	30
Combining Statement of Net Position - Component Units	31-32
Combining Statement of Activities - Component Units	33-34
Notes to Basic Financial Statements	35-88

Table of Contents, Continued

	Page
FINANCIAL SECTION, Continued:	
Required Supplementary Information:	
Pensions:	
Schedules of Changes in the Net Pension Liability (Asset) and Related Ratios – Illinois Municipal Retirement Fund	89-91
Schedules of Changes in the Net Pension Liability and Related Ratios – Police and Firefighters' Pension Plans	92-93
Schedules of Employer Contributions – Illinois Municipal Retirement Fund	94-95
– Police and Firefighters' Pension Plans	96-97
Schedules of Investment Returns – Police and Firefighters' Pension Plans	98
Other Postemployment Benefits:	
Schedule of Changes in the Total OPEB Liability and Related Ratios	99
Major Funds – Budgetary Comparison Information:	
Schedule of Revenue, Expenditures, and Changes in Fund Balance - Budget and Actual – General Fund	100-101
Schedule of Revenue, Expenditures, and Changes in Fund Balance - Budget and Actual – Evergreen Terrace II Fund	102
Schedule of Revenue, Expenditures, and Changes in Fund Balance - Budget and Actual – Motor Fuel Tax Fund	103
Notes to Required Supplementary Information	104
Other Supplementary Information:	
Detailed Schedule of Expenditures – Budget and Actual - General Fund	105-113
Combining Balance Sheet – All Nonmajor Governmental Funds	114-116
Combining Statement of Revenue, Expenditures, and Changes in Fund Balances – All Nonmajor Governmental Funds	117-119
Nonmajor Special Revenue Funds:	
Schedule of Revenue, Expenditures, and Changes in Fund Balance – Budget and Actual:	
Block Grant Fund	120
Grants and Special Revenue Fund	121
Special Revenue Revolving Fund	122
Foreign Fire Tax Fund	123

Table of Contents, Continued

	Page
FINANCIAL SECTION, Continued:	
City Center Special Service Area Fund	124
Park Hill Special Service Area Fund	125
Miscellaneous Special Service Area Fund	126
Business District Tax Allocation Fund	127
Tax Incremental Financing Fund #2	128
Tax Incremental Financing Fund #3	129
Tax Incremental Financing Fund #4	130
Tax Incremental Financing Fund #5	131
Tax Incremental Financing Fund #6	132
Nonmajor Debt Service Fund:	
Schedule of Revenue, Expenditures, and Changes in Fund Balance – Budget and Actual: General Debt Service Fund	133
Nonmajor Capital Projects Funds:	
Schedule of Revenue, Expenditures, and Changes in Fund Balance – Budget and Actual:	
Capital Improvement Fund	134
Vehicle Replacement Fund	135
Performance Bonds Fund	136
Pension Trust Funds:	
Combining Statement of Net Position	137
Combining Statement of Changes in Net Position	138
Other Schedules:	
General Obligation Bonds - Schedule of Debt Service Requirements	139-140
Water and Sewer Fund Revenue Bonds - Schedule of Debt Service Requirements	141

Table of Contents, Continued

	Page
STATISTICAL SECTION – (UNAUDITED)	
Financial Trends:	
Net Position by Component - Last Ten Fiscal Years	142-143
Changes in Net Position - Last Ten Fiscal Years	144-147
Fund Balances, Governmental Funds - Last Ten Fiscal Years	148-149
Changes in Fund Balances, Governmental Funds - Last Ten Fiscal Years	150-151
Revenue Capacity:	
Gaming Tax Collections - Last Ten Fiscal Years	152
Principal Gaming Taxpayers in the City – Taxes Collected Last Ten Fiscal Years	153
Equalized Assessed Valuation and Estimated Actual Valuation - Last Ten Tax Years	154-155
Direct and Overlapping Property Tax Rates - Last Ten Tax Years	156
Principal Property Taxpayers in the City - Most Current Year Available and Nine Years Prior	157
Property Tax Rates - Levies and Collections - Last Ten Tax Years	158-159
Debt Capacity:	
Ratio of Outstanding Debt by Type - Last Ten Fiscal Years	160
Computation of Direct and Overlapping Bonded Debt	161
Legal Debt Margin Information	162
Pledged Revenue Coverage - Last Ten Fiscal Years	163
Demographic and Economic Information:	
Demographic and Economic Statistics - Last Ten Years	164
Principal Employers in the City - Current Year and Nine Years Prior	165
Operating Information:	
City Employment Statistics - Last Ten Fiscal Years	166
Operating Indicators by Function - Last Ten Fiscal Years	167-168
Capital Asset Statistics by Function - Last Ten Fiscal Years	169-170
Miscellaneous Statistics	171

**FINANCE DEPARTMENT
JAMES GHEDOTTE
DIRECTOR OF FINANCE
CITY TREASURER
PHONE: 815/724-3900
FAX: 815/724-3990
jghedotte@joliet.gov**



**150 WEST JEFFERSON STREET
JOLIET, ILLINOIS 60432-4158**

July 22, 2022

To the Honorable Mayor, Members of the City Council

And the Citizens of the City of Joliet:

Letter of Transmittal

The Comprehensive Annual Financial Report (CAFR) of the City of Joliet, Illinois for the year ending December 31, 2021, is hereby submitted. This report provides a broad view of the City's financial activities and its financial position as of December 31st, 2021. Illinois statutes and local ordinances require all general purpose local governments to publish annually, a complete set of financial statements presented in conformance with Generally Accepted Accounting Principles (GAAP) and audited in accordance with Generally Accepted Auditing Standards (GAAS) by a firm of licensed certified public accountants.

Responsibility, for both the accuracy of the data and the completeness and fairness of the presentation, which includes all disclosures based upon a comprehensive framework of internal control, rests with the management of the City. Because the cost of internal controls should not exceed the anticipated benefits, the objective of this report is to provide reasonable, rather than absolute, assurance that the financial statements are free of any material misstatements. To the best of our knowledge and belief, the enclosed data is accurate in all material respects and is reported in a manner that presents fairly the financial position and results of operations of the various funds and component units of the City of Joliet. All disclosures necessary to enable the reader to gain an understanding of the City of Joliet's activities have been included.

Wermer, Rogers, Doran & Ruzon LLC, a firm of licensed certified public accountants, has audited the City of Joliet's financial statements. The goal of the independent audit was to provide reasonable assurance the financial statements presented for the year end are free of material misstatement. The independent audit involved the examination, on a test basis, evidence to support the amounts and disclosures in the financial statements; assessment of the accounting principles used and the significant estimates made by management; and evaluation of the overall presentation. Based on their work, the independent auditor concluded that there was a reasonable basis for rendering an unmodified opinion that the financial statements presented in the financial section of this report were presented in conformity with GAAP.

As a recipient of various federal grant funds, the City of Joliet is required to undergo an annual audit in conformity with the standards applicable to financial audits contained in *Government Auditing Standards*, issued by the Comptroller General of the United States, and audit requirements of Title 2 U.S. *Code of Federal Regulations* Part 200, *Uniform Administrative Requirements, Cost Principles, and Audit Requirements for Federal Awards* ("Uniform Guidance" – the succession of OMB Circular A-133). The audit contains information as to whether activities related to grant funds are presented fairly in the basic financial statements; internal controls are sufficient to provide reasonable assurance that the funds are managed properly; and compliance with grant requirements. The single audit report is issued as a separate report.

GAAP requires that management provide a narrative introduction, overview, and analysis to accompany the basic financial statements in the form of a Management Discussion and Analysis (MD&A). This letter of transmittal is designed to complement and should be read in conjunction with the MD&A. The City of Joliet's MD&A can be found immediately following the report of the independent auditors.

Profile of Government

The government, incorporated in 1852, is a home rule unit of government, located in the northeastern part of the State of Illinois, which has long been considered to be the top growth area in the state. The City currently has a land area of 63 square miles and a population of 150,362 as of the 2020 U.S. Census. The government is empowered to levy a property tax on real estate property located within its boundaries. The City also has the power by state statute to extend its corporate limits by annexation, which is done periodically when deemed appropriate by the City Council.

The City has operated under the Council-Manager form of government since 1955. Policymaking and legislative authority are vested in the City Council, which consists of a mayor and an eight-member council. The City Council sets policy for the City, adopts ordinances and resolutions, adopts the annual budget and approves all expenditures. Council members are elected to a four-year staggered term with three at-large council members and five district council members elected every four years. The Mayor is elected to a four-year term. The Mayor and Council members are elected on a non-partisan basis. The City Manager is responsible for carrying out the policies and ordinances of the City Council, overseeing the day-to-day operations of the City and appointing the directors of the City's departments.

The City provides a full range of services including police and fire protection; refuse disposal, recycling and yard-waste collection; parking management; construction and maintenance of highways, streets and infrastructure, as well as water and wastewater treatment facilities. The City owns Duly Health and Care Field, home to the Joliet Slammers baseball organization and operates Bicentennial Park; both are located in downtown Joliet. The accompanying report includes all funds and subsidiary accounts of the primary government, the City of Joliet as legally defined, as well as its component units. The Joliet Public Library, the Will County Metropolitan Exposition and Auditorium Authority (commonly known as the Rialto Square Theatre), Riverwalk Homes, and the Joliet Area Historical Museum are reported as discretely presented component units. Component units are legally separate entities, for which the City is financially accountable.

Additional demographic information can be found in the statistical section of this report.

Accounting System and Budgeting

The accounts of the City are organized on the basis of funds, with a separate set of self-balancing accounts that comprise its assets, liabilities, deferred inflows/outflows, fund equity, revenues, and expenditures/expenses. Resources are allotted to and accounted for within individual funds based upon the purposes for which the funds are to be spent and the means by which the spending activities are controlled.

The City's accounting records for governmental funds are maintained on a modified accrual basis of accounting. Under the modified accrual basis of accounting, revenues are recorded when measurable and available to liquidate obligations of the current period. Expenditures are recorded when a liability is incurred that is expected to draw upon current financial resources. At year-end the City makes certain adjustments to the accounting records to permit preparation of certain financial statements on the accrual basis to comply with GAAP.

The annual budget serves as the formal foundation for the City's financial planning and control. The City Manager presents a recommended budget to the City Council, a series of public hearings are held, and final adoption of the budget occurs before December 31st in accordance with state statute. The City continues to work towards developing a long range strategic/financial plan in cooperation with the annual budget process. A budget to actual comparison is provided within the required supplementary information subsection at the end of the financial section of this report.

Factors Affecting Financial Condition

The information presented in the financial statements is best understood when it is considered from the broader perspective of the specific environment which the City operates.

Local Economy: The City of Joliet is the third largest city in Illinois. The City received \$7,475,693 in 2020, \$11.2 million in 2021, and \$11.2 million in 2022 in Covid-19 relief funding. The stimulus funds enabled the City to add to its General Fund balance in 2020. The improved economy and the relief funding enabled the City to add to its General Fund balance in 2021.

Since 2008, the City has been transitioning from residential growth to transportation and business growth. A large part of this transition is due to CenterPoint Properties, Inc., who in 2008 began to build out 3,600 acres of annexed property on the southeast portion of the City limits. CenterPoint's development of an intermodal railroad/industrial park valued at time of build at over \$2 billion has put Joliet on the international map, which will soon be the largest inland port in the nation. Necessary roadway improvements in and around the property have spurred considerable construction activity over the last couple years. The City, along with Centerpointe, has begun to construct a bridge that will give direct access from Interstate 80 to the Centerpointe intermodal park.

An award of a \$30 million grant in 2010 from the State of Illinois made possible the construction of a new multimodal transportation center in downtown. The total project is estimated at nearly \$65 million and includes reworking the track area around the current Union Station to provide a more safe and efficient method of interaction between commuter and freight lines. The multimodal transportation center began operation in April 2018. The City began construction of a \$5.2 million bus station in 2021 that when completed will finish the multimodal center.

In addition to these new transportation related projects, the City pulls its economic strength from the diversity of its industry and its location in the southwest region of Chicagoland. The City's varied economic base includes two riverboat casinos, as well as healthcare, retail, higher education, and manufacturing institutions.

Future Outlook: While the City has made significant strides over the last few years to stabilize its finances there are still areas that will need to be addressed to ensure future stability. Most significantly are the costs related to the City's employees including payroll expenses, pension costs, and other post-employment benefits (OPEB). These coupled with the increasing costs to replace postponed capital equipment, as well as costs needed to repair and replace roadway, water and wastewater infrastructure will require the City to manage closely its resources over the next several years.

The City continues to work towards beginning the development of a long-term strategic plan. In 2018 the City began the process of developing a Comprehensive Plan. New opportunities for business growth are continually being sought and a renewed focus has been placed on developing long term strategies for growing as a community. The City provides leadership and encourages the private sector in the development of the downtown footprint as well as new opportunities throughout the City.

In December of 2021 the City passed a balanced budget for operations in 2022. The 2022 budget also includes a \$9.9 million surplus due to Covid-19 relief funding from the American Rescue Plan. Steps are in place as the City Council deliberates on the use of Covid-19 stimulus funds.

Long-Term Financial Planning: Since Joliet is a home rule unit of government, there is no legal limitation on its debt. However, the City has maintained a very small portfolio of debt which has been very beneficial in its overall financial stability. At year-end, the City has no outstanding general obligation bonds. There is no principal outstanding on the Water & Sewer Revenue bonds. The City has secured low interest loans from the Illinois Environmental Protection Agency. The final loan amount and repayment schedules were not available at the time of this report. The outstanding principal of IEPA loans was \$188.7 million at year-end.

Awards

The Government Finance Officers Association of the United States and Canada (GFOA) awarded a Certificate of Achievement for Excellence in Financial Reporting to the City of Joliet for its Comprehensive Annual Financial Report (CAFR) for the year ended December 31, 2019. This was the twenty-first consecutive year the City received this prestigious award.


In order to be awarded a Certificate of Achievement, a government must publish an easily readable and efficiently organized comprehensive annual financial report. This report satisfied both accounting principles generally accepted in the United States of America and applicable legal requirements.

A Certificate of Achievement is valid for a period of one year only. We believe that our current Comprehensive Annual Financial Report continues to meet the Certificate of Achievement program's requirements and we are submitting it to the GFOA to determine its eligibility for another certificate.

Acknowledgments

The preparation of this report could not have been accomplished without the efficient and dedicated services of the entire staff of the Finance Department. I would like to express my appreciation to all members of the Department who assisted and contributed to the preparation of this report.

Respectfully submitted,



James Ghedotte
Director of Finance

**CITY OF JOLIET
MAYOR AND CITY COUNCIL MEMBERS**

**MAYOR
Bob O'Dekirk**

**COUNCILMAN, DISTRICT #1
Larry Hug**

**COUNCILMAN, DISTRICT #2
Pat Mudron**

**COUNCILMAN, DISTRICT #3
Sherri Reardon**

**COUNCILWOMAN, DISTRICT #4
Bettye Gavin**

**COUNCILMAN, DISTRICT #5
Terry Morris**

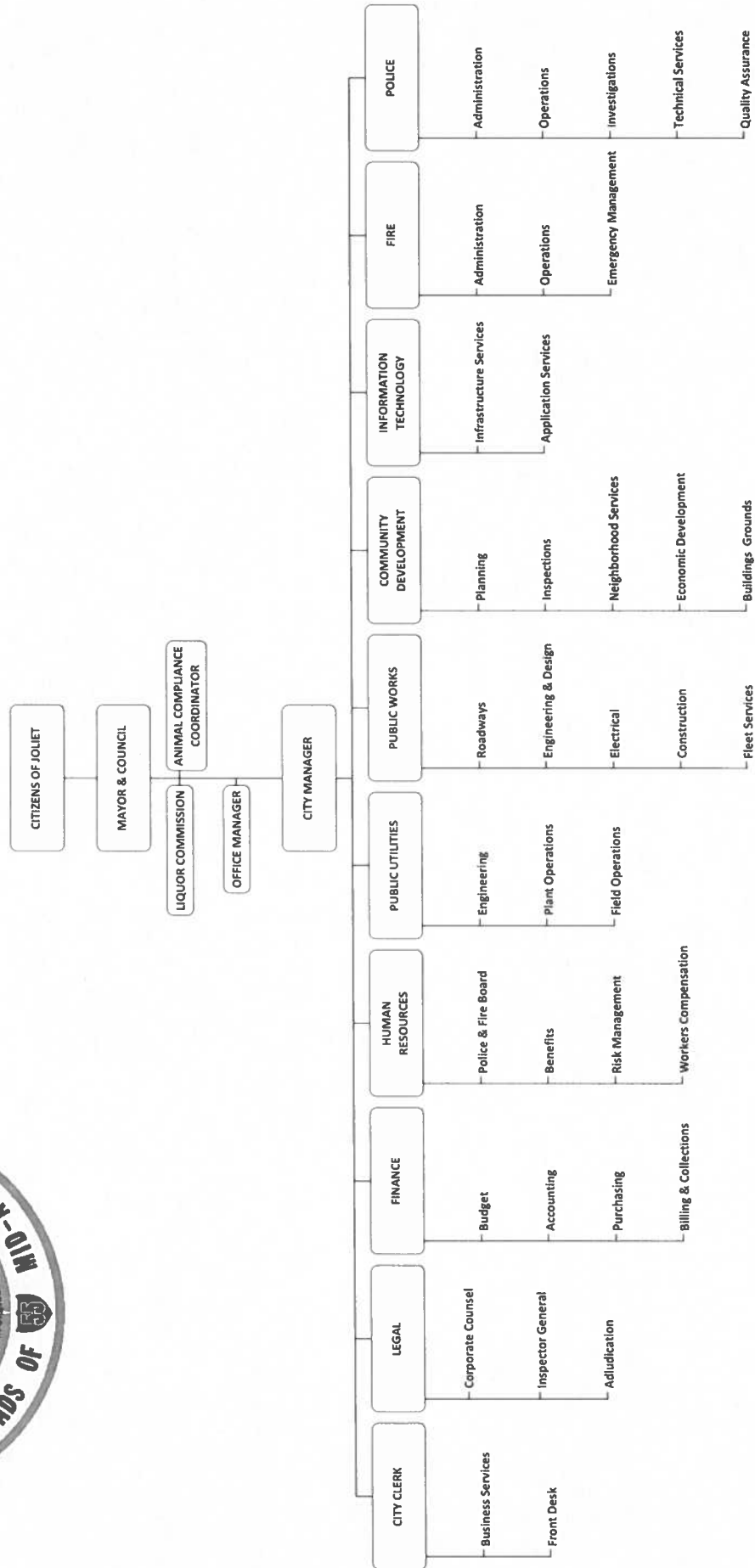
**COUNCILWOMAN AT LARGE
Jan Hallums-Quillman**

**COUNCILMAN AT LARGE
Cesar Guerrero**

**COUNCILMAN AT LARGE
Joe Clement**



CITY OF JOLIET



FINANCIAL SECTION



Independent Auditor's Report

To the Honorable Mayor and Members
of the City Council
City of Joliet, Illinois

Report on the Audit of the Financial Statements

Opinions

We have audited the financial statements of the governmental activities, the business-type activities, the aggregate discretely presented component units, each major fund, and the aggregate remaining fund information of the City of Joliet, Illinois, (City) as of and for the year ended December 31, 2021, and the related notes to the financial statements, which collectively comprise the City's basic financial statements as listed in the table of contents.

In our opinion, based on our audit and the reports of other auditors, the accompanying financial statements present fairly, in all material respects, the respective financial position of the governmental activities, the business-type activities, the aggregate discretely presented component units, each major fund, and the aggregate remaining fund information of the City as of December 31, 2021, and the respective changes in financial position, and, where applicable, cash flows thereof for the year then ended in accordance with accounting principles generally accepted in the United States of America.

Basis for Opinions

We conducted our audit in accordance with auditing standards generally accepted in the United States of America (GAAS) and the standards applicable to financial audits contained in *Government Auditing Standards*, issued by the Comptroller General of the United States. Our responsibilities under those standards are further described in the Auditor's Responsibilities for the Audit of the Financial Statements section of our report. We are required to be independent of the City and to meet our other ethical responsibilities, in accordance with the relevant ethical requirements relating to our audit. We believe that the audit evidence we have obtained is sufficient and appropriate to provide a basis for our audit opinions.

Responsibilities of Management for the Financial Statements

The City's management is responsible for the preparation and fair presentation of the financial statements in accordance with accounting principles generally accepted in the United States of America, and for the design, implementation, and maintenance of internal control relevant to the preparation and fair presentation of financial statements that are free from material misstatement, whether due to fraud or error.

In preparing the financial statements, management is required to evaluate whether there are conditions or events, considered in the aggregate, that raise substantial doubt about the City's ability to continue as a going concern for one year after the date that the financial statements are issued.

Auditor's Responsibilities for the Audit of the Financial Statements

Our objectives are to obtain reasonable assurance about whether the financial statements as a whole are free from material misstatement, whether due to fraud or error, and to issue an auditor's report that includes our opinions. Reasonable assurance is a high level of assurance but is not absolute assurance and therefore is not a guarantee that an audit conducted in accordance with GAAS will always detect a material misstatement when it exists. The risk of not detecting a material misstatement resulting from fraud is higher than for one resulting from error, as fraud may involve collusion, forgery, intentional omissions, misrepresentations, or the override of internal control. Misstatements are considered material if there is a substantial likelihood that, individually or in the aggregate, they would influence the judgment made by a reasonable user based on the financial statements.

In performing an audit in accordance with GAAS, we:

- Exercise professional judgment and maintain professional skepticism throughout the audit.
- Identify and assess the risks of material misstatement of the financial statements, whether due to fraud or error, and design and perform audit procedures responsive to those risks. Such procedures include examining, on a test basis, evidence regarding the amounts and disclosures in the financial statements.
- Obtain an understanding of internal control relevant to the audit in order to design audit procedures that are appropriate in the circumstances, but not for the purpose of expressing an opinion on the effectiveness of the City's internal control. Accordingly, no such opinion is expressed.
- Evaluate the appropriateness of accounting policies used and the reasonableness of significant accounting estimates made by management, as well as evaluate the overall presentation of the financial statements.
- Conclude whether, in our judgment, there are conditions or events, considered in the aggregate, that raise substantial doubt about the City's ability to continue as a going concern for a reasonable period of time.

We are required to communicate with those charged with governance regarding, among other matters, the planned scope and timing of the audit, significant audit findings, and certain internal control-related matters that we identified during the audit.

We did not audit the financial statements of the Joliet Public Library, as of December 31, 2021, which represent 53%, 51%, and 45%, respectively, of the assets, net position, and revenues of the aggregate discretely presented component units. Additionally, we did not audit the financial statements of the Joliet Area Historical Museum, as of June 30, 2021, which represent 4%, 8%, and 7%, respectively, of the assets, net position, and revenues of the aggregate discretely presented component units. Those financial statements were audited by other auditors whose reports thereon have been furnished to us, and our opinion, insofar as it relates to the amounts included for the aggregate discretely presented component units, is based solely on the reports of the other auditors. The financial statements of the Joliet Public Library, Joliet Area Historical Museum, Will County Metropolitan Exposition and Auditorium Authority, Firefighters' Pension Fund of the City of Joliet, and Police Pension Fund of the City of Joliet were not audited in accordance with *Governmental Auditing Standards*.

Other Matters

Required Supplementary Information

Accounting principles generally accepted in the United States of America require that the management's discussion and analysis, pension schedules, other postemployment benefits schedule, budgetary comparison information and notes to required supplementary information on pages 4 through 15, 89 through 98, 99, 100 through 103, and 104, respectively, be presented to supplement the basic financial statements. Such information is the responsibility of management and, although not a part of the basic financial statements, is required by the Governmental Accounting Standards Board who considers it to be an essential part of financial reporting for placing the basic financial statements in an appropriate operational, economic, or historical context. We have applied certain limited procedures to the required supplementary information in accordance with auditing standards generally accepted in the United States of America, which consisted of inquiries of management about the methods of preparing the information and comparing the information for consistency with management's responses to our inquiries, the basic financial statements, and other knowledge we obtained during our audit of the basic financial statements. We do not express an opinion or provide any assurance on the information because the limited procedures do not provide us with sufficient evidence to express an opinion or provide any assurance.

Other Information

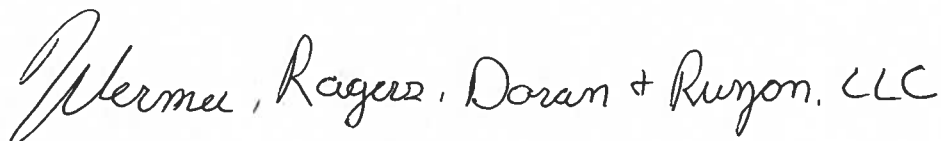
Our audit was conducted for the purpose of forming opinions on the financial statements that collectively comprise the City's basic financial statements. The introductory section, other supplementary information, and statistical section, are presented for purposes of additional analysis and are not a required part of the basic financial statements.

The other supplementary information is the responsibility of management and was derived from and relates directly to the underlying accounting and other records used to prepare the basic financial statements. Such information has been subjected to the auditing procedures applied in the audit of the basic financial statements and certain additional procedures, including comparing and reconciling such information directly to the underlying accounting and other records used to prepare the basic financial statements or to the basic financial statements themselves, and other additional procedures in accordance with auditing standards generally accepted in the United States of America. In our opinion, the other supplementary information is fairly stated in all material respects in relation to the basic financial statements as a whole.

The introductory and statistical sections have not been subjected to the auditing procedures applied in the audit of the basic financial statements and, accordingly, we do not express an opinion or provide any assurance on them.

Other Reporting Required by Government Auditing Standards

In accordance with *Government Auditing Standards*, we have also issued our report dated July 22, 2022, on our consideration of the City's internal control over financial reporting and on our tests of its compliance with certain provisions of laws, regulations, contracts, and grant agreements and other matters. The purpose of that report is solely to describe the scope of our testing of internal control over financial reporting and compliance and the results of that testing, and not to provide an opinion on the effectiveness of internal control over financial reporting or on compliance. That report is an integral part of an audit performed in accordance with *Government Auditing Standards* in considering the City's internal control over financial reporting and compliance.



July 22, 2022

CITY OF JOLIET, ILLINOIS
MANAGEMENT'S DISCUSSION AND ANALYSIS
December 31, 2021

As management of the City of Joliet (the "City"), we offer readers of the City's financial statements this narrative overview and analysis of the financial activities for the fiscal year ended December 31, 2021. Please read it in conjunction with the transmittal letter beginning on page v and the City's financial statements, which begin on page 16.

Financial Highlights

- The liabilities and deferred inflows of resources of the City exceeded the assets and deferred outflows of resources at year-end by \$132.9 million (net position). Of this amount, unrestricted net position (those that may be used to meet the City's on-going obligations to citizens and creditors) totaled (\$840.2) million, restricted net position accounted for \$49.4 million and the net investment in capital assets totaled \$657.9 million. Total net position for Governmental activities was (\$401.2) million and Business-type activities totaled \$268.3 million.
- The total primary government-wide expenses for the year ended December 31, 2021 were \$293.8 million and total primary government-wide taxes and other revenues for City functions were \$333.3 million, resulting in an increase of in net position of \$39.5 million.
- Revenues of the governmental activities increased \$67.4 million or 33.5% from the prior year, while expenses decreased \$9.8 million or 3.9%.
- Business-type activities generated \$65.2 million in revenues, up \$2.8 million or 4.5% from the prior year and expenses totaled \$52.1 million, a \$1.2 million decrease or 2.3%.
- The combined fund balances for the City's governmental funds at year-end totaled \$100.9 million, an increase of \$25.5 million or 33.8% in comparison to the prior year.
- Total General Fund revenues for the year were \$214.8 million, while total expenditures before transfers were \$191.2 million.
- At year-end, the unassigned fund balance in the General Fund was \$55.2 million, or 28.9% of the total General Fund expenditures.

Overview of the Financial Statements

This discussion and analysis is intended to serve as an introduction to the City of Joliet's basic financial statements. They are primarily comprised of the following five components:

- Government-wide Financial Statements (pages 16-19)
- Fund Financial Statements (pages 20-30)
- Component Unit Financial Statements (pages 31-34)
- Notes to the Financial Statements, and
- Required Supplementary Information

The City's financial statements are presented to offer two perspectives of its financial position and results of operations. The first perspective being the financial position of the government as a whole (Government-wide Financials) and the second financial information for the individual entities established by the City for specific purposes (Fund Financials). Both perspectives are meant to address likely user questions, provide a broad basis for comparison (year to year or government to government), and enhance the City's accountability to both its citizens and other interested parties.

CITY OF JOLIET, ILLINOIS
MANAGEMENT'S DISCUSSION AND ANALYSIS
December 31, 2021

Government-wide Financial Statements

The government-wide financial statements are designed to provide readers with a broad overview of the City's finances, in a manner similar to a private sector business.

The *Statement of Net Position* presents information on all the City's assets, deferred outflows of resources, liabilities, and deferred inflows of resources, with the difference between all components reported as net position. Over time, increases and decreases in net position may serve as a useful indicator of whether the financial position of the City is improving or deteriorating.

The *Statement of Activities* presents information showing how the government's net position changed during the most recent fiscal year. All changes in net position are reported as soon as the underlying event giving rise to the change occurs, regardless of the timing of the cash flows. Thus, revenues and expenses are reported in this statement for some items that will only result in cash flows in future fiscal periods (e.g. uncollected taxes, earned but unused sick leave and vacation time, etc.).

Both of these financial statements distinguish functions of the City that are principally supported by taxes and intergovernmental revenues (governmental activities) from other functions that are intended to recover all or a significant portion of their costs through user fees and charges (business-type activities). The primary governmental activities for the City include general government, public safety (police and fire), public works, refuse disposal, culture and recreation, community development, and interest on long-term debt. Business-type activities of the City include water/sewer and parking.

The government-wide financial statements report a third type of activity known as component units. The City's component units include: the Joliet Public Library, Riverwalk Homes, LLC, the Will County Metropolitan Exposition and Auditorium Authority, and the Joliet Area Historical Museum. Although legally separate, these "component units" are important because the City is financially accountable for them.

Other non-financial factors such as changes in the City's property tax base and the condition of the City's roads and infrastructure should be considered in addition to these financial statements to determine the overall health of the City.

The government-wide financial statements may be found on pages 16–19 of this report.

Fund Financial Statements

The City, like other state and local governments, uses fund accounting to ensure and demonstrate compliance with finance-related legal requirements. A fund is a grouping of related accounts that is used to maintain control over resources that have been segregated for specific activities or objectives. The fund financial statements provide supplementary detailed information about the City's most significant funds, but not the City as a whole. The City has three types of funds: governmental, proprietary, and fiduciary.

Governmental Funds are used to account for most of the City's basic services, primarily those reported as "governmental activities" in the government-wide financial statements. Governmental Fund financial statements focus on near-term inflows and outflows of spendable resources, as well as year-end balances of spendable resources. This information is useful in evaluating a government's near-term financing requirements.

CITY OF JOLIET, ILLINOIS
MANAGEMENT'S DISCUSSION AND ANALYSIS
December 31, 2021

Since the focus of the governmental funds financial statements is narrower than the government-wide statements, it is useful to compare the information presented in the governmental funds statements with similar information presented in the government-wide statements. By doing so, readers may better understand the long-term impact of the government's short-term financing decisions. For this purpose, both the governmental fund balance sheet and the governmental fund statement of revenues, expenditures, and changes in fund balances present a reconciliation between the governmental funds and governmental activities (see pages 21 and 23).

The City of Joliet maintains twenty-one individual governmental funds. The City considers the General Fund, the Evergreen Terrace II Fund, and the Motor Fuel Tax Fund as "major" funds, and therefore information on these funds is presented separately in the governmental funds balance sheet and statement of revenues, expenditures, and changes in fund balances. The other governmental funds (Block Grant Fund, Grants and Special Revenue Fund, Special Revenue Revolving Fund, Foreign Fire Tax Fund, City Center Special Service Area Fund, Park Hill Special Service Area Fund, Miscellaneous Special Service Area Fund, Business District Tax Allocation Fund, Tax Increment Financing Fund #2, Tax Increment Financing Fund #3, Tax Increment Financing Fund #4, Tax Increment Financing Fund #5, Tax Incremental Financing Fund #6, Tax Incremental Financing Fund #7, General Debt Service Fund, Capital Improvement Fund, Vehicle Replacement Fund, and Performance Bonds Fund) are combined into a single, aggregated presentation termed nonmajor funds. Individual fund data for each nonmajor governmental fund is provided in the form of combining statements in the Other Supplementary Information Section of the report (see pages 114-136).

Basic governmental funds financial statements can be found on pages 20–23 of this report.

Proprietary Funds can either be enterprise funds or internal service funds. The City maintains two enterprise funds; which are used to report the same functions presented as the business-type activities in the government-wide financial statements. The two enterprise funds are the Water & Sewer Fund and the Parking Fund. The proprietary funds financial statements are generally reported in the same way that all activities are reported in the government-wide financials.

The basic proprietary funds financial statements can be found on pages 24–28 of this report.

Fiduciary Funds account for resources held for the benefit of parties outside the primary government. As such, these funds are not reflected in the government-wide statements because the resources of those funds are not available to support the City of Joliet's own programs. The accounting for fiduciary funds is similar to that of the proprietary funds. The City has two fiduciary funds, the Police Pension Fund and the Firefighters' Pension Fund. The City is the trustee for the two pension funds and is responsible to ensure the assets reported in them are used only for the purposes intended.

The basic fiduciary funds financial statements can be found on pages 29–30 of this report.

Notes to Basic Financial Statements

The notes provide additional information that is essential for the reader to acquire a full understanding of the data provided in the government-wide and fund financial statements. The notes begin on page 35 of this report.

Other Information

In addition to the basic financial statements and accompanying notes, this report presents certain required supplementary information concerning the City's employee pension and postemployment benefit obligations, and budgetary comparison schedules for the City's funds. Also presented are the combining statements for the nonmajor governmental funds mentioned previously. This other information begins on page 89 of this report.

CITY OF JOLIET, ILLINOIS
MANAGEMENT'S DISCUSSION AND ANALYSIS
December 31, 2021

Government-wide Financial Analysis

One of the most important questions asked about the City's finances is, "Is the City as a whole better off or worse off as a result of the year's activities?" Therefore, beyond presenting the current year financial information the City also presents comparative information from the prior year in this discussion and analysis of the current year. By doing so, the City believes that it is providing the best means for the reader to analyze the financial condition and position of the City as of the year ended December 31, 2021.

Net Position

The following table reflects the Condensed Statement of Net Position.

Table 1
Condensed Statement of Net Position
(In Millions - Rounded)

	Governmental Activities		Business Type Activities		Total Primary Government	
	2021	2020	2021	2020	2021	2020
Assets						
Current and Other	\$ 222.1	\$ 150.4	\$ 68.7	\$ 69.3	\$ 290.8	\$ 219.7
Capital Assets	<u>374.7</u>	<u>374.6</u>	<u>479.9</u>	<u>451.4</u>	<u>854.6</u>	<u>826.0</u>
Total Assets	<u>596.8</u>	<u>525.0</u>	<u>548.6</u>	<u>520.7</u>	<u>1,145.4</u>	<u>1,045.7</u>
Deferred Outflows of Resources	<u>195.2</u>	<u>245.5</u>	<u>21.6</u>	<u>27.5</u>	<u>216.8</u>	<u>273.0</u>
Liabilities						
Current and Other	42.5	31.4	13.0	11.7	55.5	43.1
Long-Term	<u>939.1</u>	<u>1,032.3</u>	<u>270.8</u>	<u>270.1</u>	<u>1,209.9</u>	<u>1,302.4</u>
Total Liabilities	<u>981.6</u>	<u>1,063.7</u>	<u>283.8</u>	<u>281.8</u>	<u>1,265.4</u>	<u>1,345.5</u>
Deferred Inflows of Resources	<u>211.6</u>	<u>135.6</u>	<u>18.1</u>	<u>10.0</u>	<u>229.7</u>	<u>145.6</u>
Net Position						
Net Investment in Capital Assets	370.5	368.5	287.4	271.2	657.9	639.7
Restricted	37.2	27.2	12.2	2.4	49.4	29.6
Unrestricted	(808.9)	(824.5)	(31.3)	(17.2)	(840.2)	(841.7)
Total Net Position	<u>(\$ 401.2)</u>	<u>(\$ 428.8)</u>	<u>\$ 268.3</u>	<u>\$ 256.4</u>	<u>(\$ 132.9)</u>	<u>(\$ 172.4)</u>

The City's combined net position increased \$39.5 million from (\$172.4) million to (\$132.9) million from 2020 to 2021. The increase in net position was mainly due to an increase in Capital Grants and Contributions of \$34.4 million.

CITY OF JOLIET, ILLINOIS
MANAGEMENT'S DISCUSSION AND ANALYSIS
December 31, 2021

Changes in Net Position

There are six basic (normal) transactions that affect the comparability of the Statement of Net Position summary presentation. They are:

- ***Net Results of Activities*** – either increases or decreases current assets and “unrestricted net position”.
- ***Borrowing for Capital*** – will increase current assets and long-term debt.
- ***Spending Borrowed Proceeds on New Capital*** – reduces current assets and increases capital assets.
- ***Spending Non-borrowed Current Assets on New Capital*** – reduces current assets and increases capital assets, while reducing net position category “unrestricted net position” and increasing “net investment in capital assets”.
- ***Principal Payment of Debt*** – reduces current assets and long-term debt, while reducing “unrestricted net position” and increasing “net investment in capital assets”.
- ***Reduction in Capital Assets through Depreciation*** – reduces capital assets and “net investment in capital assets”.

Current Year Impacts

Total assets increased by \$99.7 million due in part to the current year borrowing of \$21.9 million in Illinois Environmental Protection Agency loans – the loans are being used to improve the City's water and wastewater system. Total liabilities decreased \$80.1 million. Changes in liabilities included a \$76.2 million decrease in the total net pension liability and a \$26.4 million decrease in other postemployment benefits. The City provides excellent health care and life insurance benefits for retirees which are reflected in the noncurrent liability.

As mentioned earlier, net position serves as a useful indicator of a government's financial position. For fiscal year ended December 31, 2021, the City's total liabilities and deferred inflows exceeded total assets and deferred outflows. Additionally, a significant portion of the total net position (\$657.9 million) is reflected in capital assets (e.g. land, buildings, equipment, and infrastructure). The City uses these capital resources to provide services to the residents; consequently, these assets are not available for future spending. Although the City's investment in capital assets is reported net of related debt, the resources needed to repay this debt must be provided from other sources, since the City generally cannot use the capital assets themselves to liquidate these liabilities.

A Condensed Statement of Changes in Net Position is shown on the following page, for additional detail please see pages 18 and 19 for the full Statement of Activities.

CITY OF JOLIET, ILLINOIS
MANAGEMENT'S DISCUSSION AND ANALYSIS
December 31, 2021

Table 2
Condensed Statement of Changes in Net Position
(In Millions - Rounded)

	Governmental Activities		Business Type Activities		Total Primary Government	
	2021	2020	2021	2020	2021	2020
Revenues						
Program Revenues:						
Charges for Services	\$ 40.9	\$ 35.9	\$ 63.4	\$ 59.8	\$ 104.3	\$ 95.7
Operating Grants and Contributions	10.5	15.3	1.0	1.7	11.5	17.0
Capital Grants and Contributions	39.3	4.9	-	-	39.3	4.9
General Revenues:						
Property Taxes	42.9	41.0	-	-	42.9	41.0
Intergovernmental Revenues						
Gaming Taxes	13.4	7.6	-	-	13.4	7.6
State Sales Taxes	27.7	22.3	-	-	27.7	22.3
State Income Taxes	20.2	16.5	-	-	20.2	16.5
Other Intergovernmental	11.2	9.6	-	-	11.2	9.6
Home Rule Sales Taxes	33.0	24.9	-	-	33.0	24.9
Utility Taxes	8.8	8.3	-	-	8.8	8.3
Other Taxes	15.7	11.0	-	-	15.7	11.0
Interest and Investment Earnings	-	0.3	-	0.2	-	0.5
Other	4.5	3.2	0.8	0.7	5.3	3.9
Total Revenues	<u>268.1</u>	<u>200.8</u>	<u>65.2</u>	<u>62.4</u>	<u>333.3</u>	<u>263.2</u>
Program Expenses						
General Government	52.8	50.0	-	-	52.8	50.0
Public Safety	132.8	144.0	-	-	132.8	144.0
Public Works	32.9	32.3	-	-	32.9	32.3
Refuse Disposal	13.0	12.6	-	-	13.0	12.6
Culture and Recreation	0.5	0.8	-	-	0.5	0.8
Community Development	9.6	11.7	-	-	9.6	11.7
Interest on Long-Term Debt	0.1	0.1	-	-	0.1	0.1
Water and Sewer	-	-	54.0	48.9	54.0	48.9
Parking Facilities	-	-	(1.9)	4.4	(1.9)	4.4
Total Expenses	<u>241.7</u>	<u>251.5</u>	<u>52.1</u>	<u>53.3</u>	<u>293.8</u>	<u>304.8</u>
Excess (Deficiency) of Revenues						
Over Expenses Before Transfers	26.4	(50.7)	13.1	9.1	39.5	(41.6)
Transfers	<u>1.2</u>	<u>2.0</u>	<u>(1.2)</u>	<u>(2.0)</u>	<u>-</u>	<u>-</u>
Change in Net Position	<u>27.6</u>	<u>(48.7)</u>	<u>11.9</u>	<u>7.1</u>	<u>39.5</u>	<u>(41.6)</u>
Net Position, Beginning	<u>(428.8)</u>	<u>(380.7)</u>	<u>256.4</u>	<u>249.3</u>	<u>(172.4)</u>	<u>(131.4)</u>
Beginning Net Position Adjustment	-	0.6	-	-	-	0.6
Net Position, Beginning, as Adjusted	<u>(428.8)</u>	<u>(380.1)</u>	<u>256.4</u>	<u>249.3</u>	<u>(172.4)</u>	<u>(130.8)</u>
Net Position, Ending	<u>(\$ 401.2)</u>	<u>(\$ 428.8)</u>	<u>\$ 268.3</u>	<u>\$ 256.4</u>	<u>(\$ 132.9)</u>	<u>(\$ 172.4)</u>

CITY OF JOLIET, ILLINOIS
MANAGEMENT'S DISCUSSION AND ANALYSIS
December 31, 2021

Primary Government Activities

The preceding table shows the City's activity from year to year. Primary government revenues increased by \$70.1 million or 26.6% and primary government expenses decreased by \$11.0 million or 3.6%.

A closer look shows a \$8.6 million or a 9.0% increase in charges for services – water and sewer revenues were higher by \$3.6 million due to an increase in water rates. Ambulance fees were higher by \$6.3 million and building permits were higher by \$1.6 million. Operating grants and contributions were down \$4.8 mainly due to \$11.1 million of American Rescue Plan funds received but not spent in 2021. Capital grants and contributions were higher by \$34.4 million due in part to a \$28.4 million increase in state reimbursements related to the Houbolt Road project.

Total primary government expenses decreased \$11.0 million from \$304.8 million to \$293.8 million. Governmental activities' expenses decreased \$9.8 million, mainly due to the decrease in pension and OPEB expense.

Business-type activities' expenses decreased \$1.2 million, due to the same reason as governmental activities' expenses mentioned above. When expenses are coupled with transfers out of \$1.2 million for 2021, total outflows of business-type activities decreased a similar \$2.0 million.

Governmental Activities

Table 3a
Governmental Activities
(In Millions - Rounded)

	Total Cost of Services		Net Cost of (Surplus from) Services	
	2021	2020	2021	2020
General Government	\$ 52.8	\$ 50.0	\$ 22.0	\$ 22.0
Public Safety	132.8	144.0	136.2	141.2
Public Works	32.9	32.3	(3.3)	26.1
Refuse Disposal	13.0	12.6	(1.6)	(1.6)
Culture and Recreation	0.5	0.8	0.6	0.8
Community Development	9.6	11.7	(3.0)	6.8
All Others	0.1	0.1	0.1	0.1
Total	\$ 241.7	\$ 251.5	\$ 151.0	\$ 195.4

Table 3a presents the cost of each of the City's largest governmental activity categories – general government, public safety, public works, refuse disposal, culture and recreation, community development, and other – as well as each category's *net* cost (total cost less revenue generated by the activities). The net cost shows the financial burden that was placed on the City's taxpayers by each of these functions.

CITY OF JOLIET, ILLINOIS
MANAGEMENT'S DISCUSSION AND ANALYSIS
December 31, 2021

The general government category includes general administrative functions as well as various employee benefit programs. Public safety includes police and fire protection, as well as the emergency services disaster administration program and the school crossing guard program. Public works includes street and bridge maintenance, costs associated with street lighting, the Motor Fuel Tax Fund – used for infrastructure improvements, costs related to special service areas, and property improvement costs. Refuse disposal consists of the City's contractual costs to provide garbage, recycling, and refuse disposal for its residents. Culture and recreation includes the maintenance of the City's Billie Limacher Bi-Centennial Park. Community development includes planning, inspections, neighborhood services, construction costs related to the multi-modal transportation center, costs of the tax incremental financing activities, and activities supported by the community development block grant.

Business-Type Activities

Revenues of the City's business-type activities (see Table 2) increased by \$2.8 million or 4.5% while expenses were lower by \$1.2 million. The City's business-type activities are comprised of two separate and distinct activities: Water/Wastewater Utility and Parking Facilities.

Total revenues from parking activities increased by 12.67% (from \$0.9 million to \$1.1 million), while expenses decreased 143.1% (from \$4.4 million to (\$1.9) million). The increase in revenues was due to an increase in parking collections, and the decrease in expenses was mostly attributable to decreased pension and OPEB expenses.

Water and wastewater utility total revenues increased by \$2.7 million or 4.40% (from \$61.5 million to \$64.2 million), primarily due to increased water usage and rate increases.

As shown in Table 3b, the overall net cost of providing water and wastewater services is a positive \$9.6 million, after transfers out and miscellaneous revenues, the increase in net position is \$12.3 million; with the year over year increase coming from greater usage and higher rates.

Table 3b
Business-Type Activities
(In Millions - Rounded)

	Total Cost of Services		Net Cost of (Surplus from) Services	
	2021	2020	2021	2020
Water and Sewer	\$ 54.0	\$ 48.9	(\$ 9.6)	(\$ 11.8)
Parking Facilities	(1.9)	4.4	(2.7)	3.5
Total	<u>\$ 52.1</u>	<u>\$ 53.3</u>	<u>(\$ 12.3)</u>	<u>(\$ 8.3)</u>

Financial Analysis of the City's Major Funds

As noted earlier, the City uses fund accounting to ensure and demonstrate compliance with finance related legal requirements.

CITY OF JOLIET, ILLINOIS
MANAGEMENT'S DISCUSSION AND ANALYSIS
December 31, 2021

Governmental Funds

The focus of the City governmental funds is to provide information on near-term inflows, outflows, and balances of spendable resources. Such information is useful in assessing the City's financing requirements. In particular, unassigned fund balance may serve as a useful measure of a government's net resources available for spending at year end.

Governmental Funds reported a combined fund balance of \$100.9 million; \$25.5 million greater than last year's adjusted balance of \$75.5 million. Unassigned fund balance was \$48.7 million and is available for spending at the City's discretion. The remaining \$52.3 million is held for a variety of nonspendable, restricted, or assigned purposes and is available for specific spending.

The General Fund is the chief operating fund of the City. At year end, it reported a fund balance of \$62.9 million, an increase of \$14.1 million as compared to last year's adjusted total of \$48.8 million. Revenues over expenses for the year showed a positive \$23.6 million, which was coupled with net transfers out to other funds of \$9.6 million. Overall, General Fund revenues increased \$30.4 million from 2020. Many revenue sources mirrored the prior year; however, intergovernmental state shared revenue increased \$16.5 million.

The Evergreen Terrace II Fund, a major special revenue fund, records transactions related to the Evergreen Terrace property. The City paid \$15 million in 2015 to purchase the Evergreen Terrace property; the transaction was finalized in 2017. The year-end fund balance for the Evergreen Terrace II Fund is a deficit \$6.2 million compared to \$6.2 million in 2020.

The Motor Fuel Tax Fund, a major special revenue fund, collects allocated taxes from the state of Illinois. The revenues are strictly available for improvements to the City's bridges and roadways. The City received \$9.8 million in revenues during 2021 and spent \$3.6 million on city-wide roadway improvements. Revenues were up about \$.8 million in 2021 due to an increase in state shared revenue received in 2021. The year-end fund balance for the Motor Fuel Tax Fund is \$18.4 million, which is a \$6.2 million increase from the prior year.

Other governmental funds are comprised of the Block Grant Fund, Grants and Special Revenue Fund, Special Revenue Revolving Fund, Foreign Fire Tax Fund, City Center Special Service Area Fund, Park Hill Special Service Area Fund, Miscellaneous Special Service Area Fund, Business District Tax Allocation Fund, Tax Increment Financing Fund #2, Tax Increment Financing Fund #3, Tax Increment Financing Fund #4, Tax Increment Financing Fund #5, Tax Increment Financing Fund #6, Tax Increment Financing Fund #7, General Debt Service Fund, Capital Improvement Fund, Vehicle Replacement Fund and Performance Bonds Fund. Once again, the primary activity for this year occurred in the Grants and Special Revenue Fund which accounts for the revenues and expenses associated with the multi-modal transportation project that is funded through private and state grants. Significant activity was also seen in the Capital Improvement Fund and Vehicle Replacement Fund as the City continued purchases for equipment to replace aging models and software and hardware upgrades.

General Fund Budgetary Highlights

Over the course of the year, the budget was revised by the City for specific reasons. These budget amendments fall into three categories. The first category includes rollovers of certain prior year unexpended capital funds. The second category includes budget revisions made during the year for special projects for which funds became available. The third category is for budget reallocations that are intended to prevent budget overruns.

CITY OF JOLIET, ILLINOIS
MANAGEMENT'S DISCUSSION AND ANALYSIS
December 31, 2021

As shown in Table 4 below, actual General Fund revenues of \$214.8 million were more than budgeted revenues by \$5.7 million or 2.7%; while actual expenditures were above budget by \$.8 million or 0.4%. The City continued to work with the employee unions to delay wage increases, maintain the employee complement and employ other measures to reduce overtime and other expenses. In addition, the City has delayed maintenance in areas in which safety or other critical functions would not be compromised. While the City has made significant efforts to control costs to address the economic downturn of the past several years, the rising costs of healthcare and pension obligations continue to put pressure on the long-term financial trend of the City.

Table 4
General Fund - Budget to Actual – GAAP Basis (In Millions - Rounded)

	Original Budget	Final Budget	Actual	Variance With Final Budget
Revenues	\$ 175.5	\$ 209.1	\$ 214.8	\$ 5.7
Expenditures	180.2	192.0	191.2	0.8
Excess (Deficiency) of Revenues Over Expenditures	(4.7)	17.1	23.6	6.5
Other Financing Sources and Uses:				
Transfers from Other Funds	4.7	4.7	1.2	(3.5)
Transfers to Other Funds	-	(10.7)	(10.7)	-
Net Change in Fund Balance	<u>\$ 0.0</u>	<u>\$ 11.1</u>	<u>\$ 14.1</u>	<u>\$ 3.0</u>

Capital Assets and Debt Administration

Capital Assets

At the end of 2021, the City had \$854.6 million invested in a broad range of capital assets, including police and fire equipment, buildings, roads, bridges, parking decks, and water and sewer facilities. (See Table 5 below.) This amount represents a net increase (including additions, deductions, and depreciation) of approximately \$28.6 million or 3.5% from last year.

Table 5
Capital Assets at Year-End
(Net of Depreciation, in Millions - Rounded)

	Governmental Activities		Business Type Activities		Totals	
	2021	2020	2021	2020	2021	2020
Land and Land Improvements	\$ 24.2	\$ 24.3	\$ 5.3	\$ 4.7	\$ 29.5	\$ 29.0
Buildings	40.8	41.6	-	-	40.8	41.6
Waterworks and Sewerage System	-	-	397.6	369.8	397.6	369.8
Parking Facilities	-	-	1.5	1.7	1.5	1.7
Equipment	14.7	12.2	12.9	13.7	27.6	25.9
Infrastructure	272.4	284.4	-	-	272.4	284.4
Construction in Progress	22.6	12.1	62.6	61.5	85.2	73.6
Totals	<u>\$ 374.7</u>	<u>\$ 374.6</u>	<u>\$ 479.9</u>	<u>\$ 451.4</u>	<u>\$ 854.6</u>	<u>\$ 826.0</u>

CITY OF JOLIET, ILLINOIS
MANAGEMENT'S DISCUSSION AND ANALYSIS
December 31, 2021

This year's major capital project additions included the following:

- \$11.1 million for road projects;
- \$5.1 million for equipment and vehicles;
- \$42.8 million for construction in progress and new water/sewer system improvements;

More detailed information about the City's capital assets is presented in note 7 to the financial statements.

Debt

At year-end, the City had \$196.6 million in bonds and loans outstanding versus \$186.3 million last year – an increase of 5.6% – as shown in Table 6.

Table 6
Outstanding Debt, at Year End
(In Millions - Rounded)

	Governmental Activities		Business Type Activities		Totals	
	2021	2020	2021	2020	2021	2020
General Obligation Bonds (Backed by the City)	\$ -	\$ 2.0	\$ -	\$ -	\$ -	\$ 2.0
Revenue Bonds (Backed by Specific Fee Revenues)	4.1	4.1	3.8	5.8	7.9	9.9
IEPA Loan	-	-	188.7	174.4	188.7	174.4
Totals	\$ 4.1	\$ 6.1	\$ 192.5	\$ 180.2	\$ 196.6	\$ 186.3

During the year, the City continued to borrow funds from the Illinois Environmental Protection Agency. Loans outstanding are being used for improvements to the aging water and sewer system.

As of the year ended December 31, 2021, the City's Water and Sewer bonds had a rating of AA- and the City's general obligation bond rating was AA. More detailed information about the City's long-term debt is presented in note 13 to the financial statements.

Economic Factors and Next Year's Budget

As discussed in the Transmittal Letter, the City, like many local, state, and federal governmental entities, has experienced a sustained period of financial instability and difficulty. Declining revenue streams coupled with rising personnel, pension, and insurance costs have been significant challenges for the City.

The City's elected and appointed officials considered these factors when establishing the 2022 budget. The 2022 budgeted expenses (including transfers) of \$438.5 million represent an increase of \$124.1 million or 39.5% as compared to the 2021 original budget of \$314.4 million.

The 2022 budget focused on the continuation of the following goals: continuing the City's effort to raise the funding levels for the police and fire pension funds; adding new staff positions; opening Chicago Street; continued support of the Historical Museum, Will County Courthouse and Rialto; and continuing the commitment made to maintaining at least two months of operating expenses as a reserve balance.

CITY OF JOLIET, ILLINOIS
MANAGEMENT'S DISCUSSION AND ANALYSIS
December 31, 2021

The City has been able to make some major capital investments due to federal and state grants, private contributions, and other restricted revenue sources. The City also has budgeted \$24.1 million in the Motor Fuel Tax Fund for roadway resurfacing projects. The City Council budgeted \$375,000 of funding for the Rialto Square Theatre. The Downtown Development Plan indicated that a vibrant theatre is necessary for the continued improvement of the downtown area.

The City took possession of Evergreen Terrace, a Housing and Urban Development (HUD) sponsored housing project in 2017. Evergreen Terrace will be the focus of the City Council and the City Administration to develop a long-term plan for the housing project. On September 4, 2018, the Joliet City Council approved a plan that calls for the non-renewal of 179 of the 356 separate 20-year Housing Assistance Payment contracts which would result in maintaining a total of 177 units going forward. The downsizing project may take several years to complete.

The Mayor and City Council continue to work with the Administration to formulate long-term objectives to ensure future budgets are in balance and strategic long-term goals and policies are in place. Without a long-term strategic policy in place, assumptions used for long-term projections are difficult to make and can provide unachievable expectations. Items for discussion include tax policy, long-term capital investment requirements for building, infrastructure, equipment and technology, reserve requirements, overall compensation, and debt. A long-term strategic plan is being formulated for years beyond 2022.

The impacts of the COVID-19 pandemic are expected to have a negative effect on the resources of the City. Many revenue streams such as sales tax, income tax and gaming revenues are expected to be below anticipated levels.

While the local economic environment and the impact it has on the City's available revenues continues to present challenges, the Mayor and City Council are committed to passing a balanced budget. The 2022 budget maintains this commitment; designates the necessary operating reserves; and continues to provide for the basic needs of the growing community.

Contact Information

This financial report is designed to provide our citizens, taxpayers, customers, investors, and creditors with a general overview of the City's finances and to show the City's accountability for the money it receives. If you have any questions about this report or need additional financial information, contact the Finance Department at the City of Joliet, 150 West Jefferson Street, Joliet, Illinois 60432-4158.

Component Units

Joliet Public Library

Separate financial statements may be obtained at the Library's business office, 150 North Ottawa Street, Joliet, Illinois 60432.

Riverwalk Homes, LLC

Separate financial statements may be obtained at the LLC's administrative office, 1020 W. Montrose Ave., Chicago, Illinois 60613.

Will County Metropolitan Exposition and Auditorium Authority

Separate financial statements may be obtained at the Authority's administrative office, 15 East Van Buren Street, Joliet, Illinois 60432.

The Joliet Area Historical Museum

Separate financial statements may be obtained at the Museum's administrative office, 204 North Ottawa Street, Joliet, Illinois 60432.

Basic Financial Statements

CITY OF JOLIET, ILLINOIS

Statement of Net Position December 31, 2021

	Primary Government			Component
	Governmental Activities	Business-Type Activities	Total	Units
ASSETS				
Current Assets:				
Cash	\$ 41,170,499	\$ 6,898,180	\$ 48,068,679	\$ 15,307,869
Escrow Deposits	482,125	2,067,000	2,549,125	-
Investments	56,556,744	48,440,308	104,997,052	929,787
Receivables				
Property Taxes, Net of Allowance for				
Uncollectible Amounts	45,881,326	-	45,881,326	5,964,567
Intergovernmental	21,629,141	2,800,779	24,429,920	1,053,844
Accrued Interest	5,481	153	5,634	4
Customer Accounts, Net	35,495,213	3,831,176	39,326,389	89,351
Estimated Unbilled Usage	1,123,878	5,699,576	6,823,454	-
Other	-	-	-	1,517,252
Inventory	137,594	-	137,594	96,563
Prepaid Expenses	-	30,150	30,150	230,756
Grant Advance	-	-	-	9,456
Internal Balances	1,317,016	(1,317,016)	-	-
Total Current Assets	203,799,017	68,450,306	272,249,323	25,199,449
Noncurrent Assets:				
Equity Interest in Component Unit	5,466,442	-	5,466,442	-
Due from Component Unit	9,133,958	-	9,133,958	-
Other Assets	-	-	-	339,172
Net Pension Asset	3,657,743	222,438	3,880,181	352,216
Capital Assets (Net)				
Land	18,879,736	5,352,156	24,231,892	-
Construction in Progress	22,559,014	62,608,240	85,167,254	-
Infrastructure	272,400,865	-	272,400,865	-
Land Improvements	5,355,456	-	5,355,456	-
Buildings	40,794,494	-	40,794,494	-
Waterworks and Sewerage System	-	397,590,320	397,590,320	-
Parking Decks and Lots	-	1,556,146	1,556,146	-
Equipment	14,706,518	12,830,421	27,536,939	-
Library	-	-	-	17,142,139
Riverwalk Homes, LLC	-	-	-	11,877,477
W.C.M.E.A.A.	-	-	-	5,455,839
Historical Museum	-	-	-	461,590
Intangible Assets (Net)	-	-	-	78,596
Total Noncurrent Assets	392,954,226	480,159,721	873,113,947	35,707,029
Total Assets	596,753,243	548,610,027	1,145,363,270	60,906,478
DEFERRED OUTFLOWS OF RESOURCES				
Deferred Outflows Related to Pensions	29,352,821	1,847,258	31,200,079	469,549
Deferred Outflows Related to OPEB	165,863,462	19,784,268	185,647,730	-
Total Deferred Outflows of Resources	195,216,283	21,631,526	216,847,809	469,549
Total Assets and Deferred Outflows of Resources	\$ 791,969,526	\$ 570,241,553	\$ 1,362,211,079	\$ 61,376,027

See Accompanying Notes to Basic Financial Statements.

LIABILITIES	Primary Government			Component Units
	Governmental Activities	Business-Type Activities	Total	
Current Liabilities:				
Vouchers Payable	\$ 11,360,897	\$ 10,232,214	\$ 21,593,111	\$ 1,020,451
Accrued Payroll	3,547,930	504,719	4,052,649	142,644
Accrued Compensated Absences - Current	7,056,125	716,829	7,772,954	36,811
Health Claims Payable	1,714,600	-	1,714,600	-
Accrued Interest	11,325	347,482	358,807	39,082
Accrued Real Estate Taxes	-	-	-	433,728
Loans Payable - Current Portion	-	8,784,861	8,784,861	111,680
Bonds Payable - Current Portion	805,000	2,010,000	2,815,000	-
Customer Deposits and Credits	2,310,637	1,123,716	3,434,353	-
Estimated Liability for Self-Insured Losses - Current	3,013,933	-	3,013,933	-
Unearned Revenue	13,278,695	35,272	13,313,967	1,369,744
Due to Fiduciary Funds	215,091	-	215,091	-
Other	-	-	-	122,738
Total Current Liabilities	<u>43,314,233</u>	<u>23,755,093</u>	<u>67,069,326</u>	<u>3,276,878</u>
Noncurrent Liabilities:				
Accrued Compensated Absences	7,056,124	716,829	7,772,953	147,245
Net Pension Liability	275,615,047	160,540	275,775,587	-
Estimated Liability for Self-Insured Losses	3,835,000	-	3,835,000	-
Other Postemployment Benefits	648,459,089	77,348,494	725,807,583	-
General Obligation Bonds	3,351,180	-	3,351,180	6,535,000
Revenue Bonds	-	1,802,149	1,802,149	-
Due to Primary Government	-	-	-	9,133,958
Forgivable Note	-	-	-	97,695
Loans Payable	-	179,944,129	179,944,129	1,861,414
Total Noncurrent Liabilities	<u>938,316,440</u>	<u>259,972,141</u>	<u>1,198,288,581</u>	<u>17,775,312</u>
Total Liabilities	<u>981,630,673</u>	<u>283,727,234</u>	<u>1,265,357,907</u>	<u>21,052,190</u>
DEFERRED INFLOWS OF RESOURCES				
Deferred Property Taxes	45,589,881	-	45,589,881	5,964,567
Deferred Inflows Related to Pensions	101,175,357	10,442,959	111,618,316	3,212,945
Deferred Inflows Related to OPEB	64,805,926	7,730,080	72,536,006	-
Total Deferred Inflows of Resources	<u>211,571,164</u>	<u>18,173,039</u>	<u>229,744,203</u>	<u>9,177,512</u>
NET POSITION				
Net Investment in Capital Assets	370,539,903	287,396,144	657,936,047	18,310,333
Restricted for:				
Expendable Purposes:				
Donor Restricted Funds	-	-	-	1,536,228
Debt Service	410,912	1,719,518	2,130,430	-
Road/Capital Projects	22,961,101	10,564,929	33,526,030	-
Multi-Modal Transportation Center	7,860,876	-	7,860,876	-
Public Safety	3,111,818	-	3,111,818	-
Tax Incremental Financing Projects	1,197,732	-	1,197,732	-
Community Development Projects	1,593,175	-	1,593,175	-
Nonexpendable Purposes:				
Permanent Funds	-	-	-	1,073,157
Unrestricted	(808,907,828)	(31,339,311)	(840,247,139)	10,226,607
Total Net Position	<u>(401,232,311)</u>	<u>268,341,280</u>	<u>(132,891,031)</u>	<u>31,146,325</u>
Total Liabilities, Deferred Inflows of Resources, and Net Position	<u>\$ 791,969,526</u>	<u>\$ 570,241,553</u>	<u>\$ 1,362,211,079</u>	<u>\$ 61,376,027</u>

CITY OF JOLIET, ILLINOIS

Statement of Activities For the Year Ended December 31, 2021

Functions / Programs	Expenses	Indirect Expense Allocation	Program Charges for Services
Primary Government:			
Governmental Activities:			
General Government	\$ 52,828,126	(\$ 23,866,821)	\$ 6,902,383
Public Safety	132,824,607	19,414,056	13,730,298
Public Works	32,875,300	3,134,747	161,743
Refuse Disposal	13,032,051	-	14,615,714
Culture and Recreation	477,537	142,488	6,277
Community Development	9,647,939	1,175,530	5,523,319
Interest on Long-Term Debt	89,238	-	-
Total Governmental Activities	<u>241,774,798</u>	<u>-</u>	<u>40,939,734</u>
Business-Type Activities:			
Water and Sewer	53,981,249	-	62,607,538
Parking Facilities	(1,890,877)	-	786,688
Total Business-Type Activities	<u>52,090,372</u>	<u>-</u>	<u>63,394,226</u>
Total Primary Government	<u>\$ 293,865,170</u>	<u>\$ -</u>	<u>\$ 104,333,960</u>
Component Units:			
Public Library	\$ 5,120,716	\$ -	\$ 45,668
Riverwalk Homes, LLC	3,692,971	-	811,085
W.C.M.E.A.A.	1,472,076	-	672,617
The Joliet Area Historical Museum	1,916,162	-	443,120
Total Component Units	<u>\$ 12,201,925</u>	<u>\$ -</u>	<u>\$ 1,972,490</u>

See Accompanying Notes to Basic Financial Statements.

Revenues		Net (Expense) Revenue and Changes in Net Position			
Operating Grants and Contributions	Capital Grants and Contributions	Primary Government			Component Units
		Governmental Activities	Business-Type Activities	Total	
\$ 100,000	\$ -	(\$ 21,958,922)	\$ -	(\$ 21,958,922)	\$ -
2,286,192	-	(136,222,173)	-	(136,222,173)	-
5,710,678	33,424,306	3,286,680	-	3,286,680	-
-	-	1,583,663	-	1,583,663	-
-	-	(613,748)	-	(613,748)	-
2,407,640	5,882,363	2,989,853	-	2,989,853	-
-	-	(89,238)	-	(89,238)	-
10,504,510	39,306,669	(151,023,885)	-	(151,023,885)	-
966,930	-	-	9,593,219	9,593,219	-
-	-	-	2,677,565	2,677,565	-
966,930	-	-	12,270,784	12,270,784	-
\$ 11,471,440	\$ 39,306,669	(151,023,885)	12,270,784	(138,753,101)	-
\$ 233,596	\$ -	-	-	-	(4,841,452)
4,462,616	-	-	-	-	1,580,730
709,562	-	-	-	-	(89,897)
492,997	-	-	-	-	(980,045)
\$ 5,898,771	\$ -	-	-	-	(4,330,664)
General Revenues:					
Property Taxes		42,887,796	-	42,887,796	5,972,243
Intergovernmental Revenues - Unrestricted					
Gaming Taxes		13,405,205	-	13,405,205	-
State Sales Taxes		27,654,734	-	27,654,734	-
State Income Taxes		20,208,366	-	20,208,366	-
Other Intergovernmental		11,157,234	-	11,157,234	-
Home Rule Sales Taxes		33,020,407	-	33,020,407	-
Utility Taxes		8,800,317	-	8,800,317	-
Other Taxes		15,663,684	-	15,663,684	-
Interest and Investment Earnings		35,666	25,525	61,191	220,261
Contributions to Permanent Funds		-	-	-	5,898
Other General Revenues		4,584,982	864,599	5,449,581	16,878
Transfers		1,194,009	(1,194,009)	-	-
Total General Revenues and Transfers		178,612,400	(303,885)	178,308,515	6,215,280
Change in Net Position		27,588,515	11,966,899	39,555,414	1,884,616
Net Position - Beginning, as Restated		(428,820,826)	256,374,381	(172,446,445)	29,261,709
Net Position - Ending		(\$ 401,232,311)	\$ 268,341,280	(\$ 132,891,031)	\$ 31,146,325

CITY OF JOLIET, ILLINOIS

Governmental Funds Balance Sheet December 31, 2021

	General Fund	Evergreen Terrace II Fund	Motor Fuel Tax Fund	Other Governmental Funds	Total Governmental Funds
ASSETS					
Cash	\$ 28,023,919	\$ -	\$ 391,807	\$ 12,754,773	\$ 41,170,499
Escrow Deposits	-	-	-	482,125	482,125
Investments	22,308,388	-	17,534,724	16,713,632	56,556,744
Receivables					
Property Taxes, Net of Allowance for Uncollectible Amounts	44,640,215	-	-	1,241,111	45,881,326
Intergovernmental	20,942,386	-	555,518	131,237	21,629,141
Accrued Interest	-	4,912	219	350	5,481
Customer Accounts, Net	35,257,019	-	27,571	210,623	35,495,213
Estimated Unbilled Usage	1,123,878	-	-	-	1,123,878
Inventory	127,594	-	-	10,000	137,594
Internal Receivables	17,053,148	-	320,592	-	17,373,740
Due from Component Unit	-	9,058,624	-	75,334	9,133,958
Total Assets	<u>\$ 169,476,547</u>	<u>\$ 9,063,536</u>	<u>\$ 18,830,431</u>	<u>\$ 31,619,185</u>	<u>\$ 228,989,699</u>
LIABILITIES, DEFERRED INFLOWS OF RESOURCES AND FUND BALANCES					
LIABILITIES					
Vouchers Payable	\$ 8,670,728	\$ -	\$ 393,334	\$ 2,296,835	\$ 11,360,897
Customer Deposits and Credits	577,677	-	-	1,732,960	2,310,637
Health Claims Payable	1,714,600	-	-	-	1,714,600
Unearned Revenue	13,249,081	-	-	29,614	13,278,695
Internal Payables	320,592	15,216,518	-	519,614	16,056,724
Due to Fiduciary Funds	215,091	-	-	-	215,091
Accrued Payroll and Other	3,545,843	-	-	2,087	3,547,930
Total Liabilities	<u>28,293,612</u>	<u>15,216,518</u>	<u>393,334</u>	<u>4,581,110</u>	<u>48,484,574</u>
DEFERRED INFLOWS OF RESOURCES					
Deferred Property Taxes	44,369,534	-	-	1,220,347	45,589,881
Deferred Other Income	33,952,521	-	-	17,136	33,969,657
Total Deferred Inflows of Resources	<u>78,322,055</u>	<u>-</u>	<u>-</u>	<u>1,237,483</u>	<u>79,559,538</u>
FUND BALANCES					
Nonspendable	127,594	-	-	10,000	137,594
Restricted	-	-	18,437,097	18,709,842	37,146,939
Assigned	7,487,670	-	-	7,510,701	14,998,371
Unassigned	55,245,616	(6,152,982)	-	(429,951)	48,662,683
Total Fund Balances	<u>62,860,880</u>	<u>(6,152,982)</u>	<u>18,437,097</u>	<u>25,800,592</u>	<u>100,945,587</u>
Total Liabilities, Deferred Inflows of Resources, and Fund Balances	<u>\$ 169,476,547</u>	<u>\$ 9,063,536</u>	<u>\$ 18,830,431</u>	<u>\$ 31,619,185</u>	<u>\$ 228,989,699</u>

See Accompanying Notes to Basic Financial Statements.

CITY OF JOLIET, ILLINOIS

Reconciliation of Governmental Funds Balance Sheet to Statement of Net Position December 31, 2021

Total fund balances - governmental funds \$ 100,945,587

Amounts reported for governmental activities in the Statement of Net Position are different because:

Capital assets net of accumulated depreciation of \$338,042,014 used in governmental activities are not current financial resources and therefore are not reported in the governmental funds.

374,696,083

Some assets, deferred outflows of resources, liabilities, and deferred inflows of resources reported in the Statement of Net Position do not require the use of current financial resources and therefore are not reported as assets, deferred outflows of resources, liabilities, or deferred inflows of resources in governmental funds. These activities consist of:

Equity interest in component unit	5,466,442
Net pension asset	3,657,743
Deferred outflows of resources related to pensions	29,352,821
Deferred outflows of resources related to OPEB	165,863,462
Accrued interest payable on debt	(11,325)
Accrued compensated absences	(14,112,249)
Net pension liability	(275,615,047)
Estimated liability for self-insured losses	(6,848,933)
Other postemployment benefits	(648,459,089)
General obligation bonds	(3,835,000)
Unamortized premium on bonds	(321,180)
Deferred inflows of resources related to pensions	(101,175,357)
Deferred inflows of resources related to OPEB	(64,805,926)
Deferred revenues collected after sixty days	<u>33,969,657</u>

Net position of governmental activities (\$ 401,232,311)

See Accompanying Notes to Basic Financial Statements.

CITY OF JOLIET, ILLINOIS

Statement of Revenues, Expenditures, and Changes in Fund Balances Governmental Funds For the Year Ended December 31, 2021

	General Fund	Evergreen Terrace II Fund	Motor Fuel Tax Fund	Other Governmental Funds	Total Governmental Funds
Revenue					
Property Taxes	\$ 41,075,280	\$ -	\$ -	\$ 2,372,004	\$ 43,447,284
Other Taxes	54,729,776	-	-	2,053,343	56,783,119
Intergovernmental State Shared Revenue	72,019,172	-	6,204,366	365,338	78,588,876
Federal, State and Private Grants and Allotments	2,626,674	-	3,586,340	9,236,893	15,449,907
Charges for Services	15,156,706	-	-	-	15,156,706
Interest Earnings	16,039	3,641	5,790	13,837	39,307
Licenses, Permits, Rentals, and Fees	22,923,174	-	-	23,815	22,946,989
Fines and Forfeitures	2,669,836	-	-	266,696	2,936,532
Special Assessments	-	-	-	6,533	6,533
Other	3,645,742	57,648	-	256,974	3,960,364
Total Revenue	<u>214,862,399</u>	<u>61,289</u>	<u>9,796,496</u>	<u>14,595,433</u>	<u>239,315,617</u>
Expenditures					
Current:					
General Government	20,671,042	-	-	-	20,671,042
Public Safety	70,559,943	-	-	1,684,572	72,244,515
Public Works	14,993,987	-	27,534	-	15,021,521
Refuse Disposal	13,032,051	-	-	-	13,032,051
Culture and Recreation	355,120	-	-	-	355,120
Employee Benefits and Pension Plans	67,110,077	-	-	-	67,110,077
Community Development	4,525,211	-	-	1,253,240	5,778,451
Capital Outlay	-	-	3,596,409	15,135,265	18,731,674
Debt Service - Principal	-	-	-	1,895,000	1,895,000
Debt Service - Interest and Fees	-	-	-	195,850	195,850
Total Expenditures	<u>191,247,431</u>	<u>-</u>	<u>3,623,943</u>	<u>20,163,927</u>	<u>215,035,301</u>
Revenue Over (Under) Expenditures	<u>23,614,968</u>	<u>61,289</u>	<u>6,172,553</u>	<u>(5,568,494)</u>	<u>24,280,316</u>
Other Financing Sources (Uses)					
Transfers In	1,194,009	-	-	10,801,133	11,995,142
Transfers Out	(10,751,133)	-	-	(50,000)	(10,801,133)
Total Other Financing Sources (Uses)	<u>(9,557,124)</u>	<u>-</u>	<u>-</u>	<u>10,751,133</u>	<u>1,194,009</u>
Net Change in Fund Balance	14,057,844	61,289	6,172,553	5,182,639	25,474,325
Fund Balances, (Deficit) Beginning of Year	<u>48,803,036</u>	<u>(6,214,271)</u>	<u>12,264,544</u>	<u>20,617,953</u>	<u>75,471,262</u>
Fund Balances, (Deficit) End of Year	<u>\$ 62,860,880</u>	<u>(\$ 6,152,982)</u>	<u>\$ 18,437,097</u>	<u>\$ 25,800,592</u>	<u>\$ 100,945,587</u>

See Accompanying Notes to Basic Financial Statements.

CITY OF JOLIET, ILLINOIS

Reconciliation of the Statement of Revenues, Expenditures, and Changes in Fund Balances of Governmental Funds to Statement of Activities For the Year Ended December 31, 2021

Net change in fund balances - governmental funds	\$ 25,474,325
--	---------------

*Amounts reported for governmental activities in the
Statement of Activities are different because:*

Some revenues were not collected for several months after the close of the fiscal year and therefore, were not considered to be "available" and are not reported as revenue in the governmental funds.

The change from fiscal year 2020 to 2021 consists of:

Sales, income and use taxes received from the state of Illinois	916,934
Other taxes received from the state of Illinois	14,271
Grants and reimbursements received from the state of Illinois	27,219,940
Utility and auto rental taxes received from the state of Illinois	(30,574)

Total change in unavailable revenues	28,120,571
--------------------------------------	------------

Governmental funds report capital outlays as expenditures. However, in the Statement of Activities, the cost of those assets are depreciated over their estimated useful lives as depreciation expense.

This is the amount of assets capitalized in the current period.	17,063,613
This is the amount of depreciation recorded in the current period.	(17,020,543)

43,070

Repayment of bond principal is an expenditure in the governmental funds, but the repayment reduced long-term liabilities in the Statement of Net Position.

1,895,000

Governmental funds do not report the change in certain long-term assets and liabilities, the change has been recorded in the Statement of Net Position:

Decrease in interest payable	11,499
Decrease in compensated absences	582,854
Decrease in claims liabilities	500,301
Decrease in net pension liability and related deferred amounts	24,508,602
Increase in other postemployment benefits and related deferred amounts	(54,375,936)

The City's share in the equity interest of a component unit increased during the year.	733,116
--	---------

The City amortized bond premiums in the Statement of Net Position.	95,113
--	--------

Change in net position of governmental activities	<u>\$ 27,588,515</u>
---	----------------------

CITY OF JOLIET, ILLINOIS

Statement of Net Position Proprietary Funds December 31, 2021

	Business-Type Activities		
	Water and Sewer Fund	(Nonmajor) Parking Fund	Total
ASSETS			
Current Assets			
Unrestricted Assets			
Cash	\$ 443	\$ 644	\$ 1,087
Investments	48,440,308	-	48,440,308
Receivables			
Accrued Interest	153	-	153
Customer Accounts, Net of \$2,846,997			
Allowance for Uncollectible Amounts	3,828,676	2,500	3,831,176
Estimated Unbilled Usage	5,699,576	-	5,699,576
Prepaid Expenses	30,150	-	30,150
Total Unrestricted Assets	<u>57,999,306</u>	<u>3,144</u>	<u>58,002,450</u>
Restricted Assets (Water Debt Accounts)			
Cash	6,897,093	-	6,897,093
Escrow Deposits	2,067,000	-	2,067,000
Intergovernmental Receivable	2,800,779	-	2,800,779
Total Restricted Assets	<u>11,764,872</u>	<u>-</u>	<u>11,764,872</u>
Total Current Assets	<u>69,764,178</u>	<u>3,144</u>	<u>69,767,322</u>
Noncurrent Assets			
Net Pension Asset	222,438	-	222,438
Capital Assets			
Land and Land Improvements	3,119,977	2,232,179	5,352,156
Waterworks and Sewerage System	397,590,320	-	397,590,320
Parking Decks and Lots	-	1,556,146	1,556,146
Equipment	12,704,984	125,437	12,830,421
Construction in Progress	62,608,240	-	62,608,240
Total Noncurrent Assets	<u>476,023,521</u>	<u>3,913,762</u>	<u>479,937,283</u>
Total Assets	<u>546,010,137</u>	<u>3,916,906</u>	<u>549,927,043</u>
DEFERRED OUTFLOWS OF RESOURCES			
Deferred Outflows of Resources Related to Pensions	1,713,809	133,449	1,847,258
Deferred Outflows of Resources Related to OPEB	18,875,352	908,916	19,784,268
Total Deferred Outflows of Resources	<u>20,589,161</u>	<u>1,042,365</u>	<u>21,631,526</u>
Total Assets and Deferred Outflows of Resources	<u>\$ 566,599,298</u>	<u>\$ 4,959,271</u>	<u>\$ 571,558,569</u>

See Accompanying Notes to Basic Financial Statements.

	Business-Type Activities		
	Water and Sewer Fund	(Nonmajor) Parking Fund	Total
LIABILITIES			
Current Liabilities			
Payable from Unrestricted Assets			
Vouchers Payable	\$ 3,654,908	\$ 39,301	\$ 3,694,209
Accrued Payroll	484,481	20,238	504,719
Accrued Compensated Absences - Current	708,847	7,982	716,829
Bonds Payable - Current Portion	2,010,000	-	2,010,000
Loans Payable - Current Portion	8,784,861	-	8,784,861
Customer Deposits and Credits	1,121,845	1,871	1,123,716
Internal Payables	-	1,317,016	1,317,016
Unearned Revenue	32,772	2,500	35,272
Payable from Restricted Assets			
Vouchers Payable	6,538,005	-	6,538,005
Accrued Interest Payable	347,482	-	347,482
Total Current Liabilities	<u>23,683,201</u>	<u>1,388,908</u>	<u>25,072,109</u>
Noncurrent Liabilities			
Long Term Debt			
Accrued Compensated Absences	708,848	7,981	716,829
Net Pension Liability	-	160,540	160,540
Other Postemployment Benefits	73,794,998	3,553,496	77,348,494
Revenue Bonds Payable	1,802,149	-	1,802,149
Loans Payable	<u>179,944,129</u>	<u>-</u>	<u>179,944,129</u>
Total Noncurrent Liabilities	<u>256,250,124</u>	<u>3,722,017</u>	<u>259,972,141</u>
Total Liabilities	<u>279,933,325</u>	<u>5,110,925</u>	<u>285,044,250</u>
DEFERRED INFLOWS OF RESOURCES			
Deferred Inflows of Resources Related to Pensions	9,935,552	507,407	10,442,959
Deferred Inflows of Resources Related to OPEB	<u>7,374,950</u>	<u>355,130</u>	<u>7,730,080</u>
Total Deferred Inflows of Resources	<u>17,310,502</u>	<u>862,537</u>	<u>18,173,039</u>
NET POSITION			
Net Investment in Capital Assets	283,482,382	3,913,762	287,396,144
Restricted for:			
Expendable Purposes:			
Debt Service	1,719,518	-	1,719,518
Capital Projects	10,564,929	-	10,564,929
Unrestricted	(26,411,358)	(4,927,953)	(31,339,311)
Total Net Position	<u>269,355,471</u>	<u>(1,014,191)</u>	<u>268,341,280</u>
Total Liabilities and Net Position	<u>\$ 566,599,298</u>	<u>\$ 4,959,271</u>	<u>\$ 571,558,569</u>

This Page Intentionally Left Blank

CITY OF JOLIET, ILLINOIS

Statement of Revenues, Expenses, and Changes in Net Position Proprietary Funds For the Year Ended December 31, 2021

	Business-Type Activities		
	Water and Sewer Fund	(Nonmajor) Parking Fund	Total
Operating Revenue *			
Charges for Services - Water	\$ 26,090,174	\$ -	\$ 26,090,174
Charges for Services - Sewer	33,177,173	-	33,177,173
Charges for Services - Other	419,155	748,281	1,167,436
Tap on / Turn on Fees	2,800,686	-	2,800,686
Fines and Other	1,385,588	307,688	1,693,276
	<u>63,872,776</u>	<u>1,055,969</u>	<u>64,928,745</u>
Operating Expense			
Personnel Services	10,279,979	463,691	10,743,670
Personnel Benefits	5,481,247	319,199	5,800,446
Personnel Benefits - Change in Pension and OPEB	5,182,726	(3,268,517)	1,914,209
Other Employee Costs	363,890	-	363,890
Professional Services	1,471,399	51,300	1,522,699
Property Services	5,151,958	337,864	5,489,822
Other Services	347,197	19,428	366,625
Supplies	6,959,834	25,816	6,985,650
Other Expenses	219,491	-	219,491
Depreciation	15,271,071	160,342	15,431,413
	<u>50,728,792</u>	<u>(1,890,877)</u>	<u>48,837,915</u>
Operating Income (Loss)	<u>13,143,984</u>	<u>2,946,846</u>	<u>16,090,830</u>
Nonoperating Revenue (Expense)			
State Reimbursements	297,010	-	297,010
Interest Earnings	24,795	730	25,525
Amortization of Bond Premiums and Deferrals	15,126	-	15,126
Interest Expense	(3,267,583)	-	(3,267,583)
Total Nonoperating Revenue (Expense)	<u>(2,930,652)</u>	<u>730</u>	<u>(2,929,922)</u>
Income (Loss) Before Transfers	10,213,332	2,947,576	13,160,908
Transfers In	-	213,733	213,733
Transfers Out	(1,407,742)	-	(1,407,742)
Total Transfers	<u>(1,407,742)</u>	<u>213,733</u>	<u>(1,194,009)</u>
Change in Net Position	8,805,590	3,161,309	11,966,899
Total Net Position, Beginning of Year	<u>260,549,881</u>	<u>(4,175,500)</u>	<u>256,374,381</u>
Total Net Position, End of Year	<u>\$ 269,355,471</u>	<u>(\$ 1,014,191)</u>	<u>\$ 268,341,280</u>

* All operating revenue of the Waterworks and Sewerage Fund was used as security for the Series 2014A and 2014B revenue bonds.

See Accompanying Notes to Basic Financial Statements.

CITY OF JOLIET, ILLINOIS

Statement of Cash Flows Proprietary Funds For the Year Ended December 31, 2021

	Business-Type Activities		
	Water and Sewer Fund	(Nonmajor) Parking Fund	Total
Cash Flows from Operating Activities			
Receipts from Customers	\$ 63,729,857	\$ 1,061,747	\$ 64,791,604
Payments to Suppliers	(20,815,268)	(788,178)	(21,603,446)
Payments to Employees	(9,802,343)	(470,890)	(10,273,233)
Net Cash Provided by (Used in) Operating Activities	<u>33,112,246</u>	<u>(197,321)</u>	<u>32,914,925</u>
Cash Flows from Noncapital Financing Activities			
Payments (to) from Other Funds	(1,407,742)	196,591	(1,211,151)
Operating Grants Received	<u>297,010</u>	<u>-</u>	<u>297,010</u>
Net Cash Provided by (Used in) Noncapital Financing Activities	<u>(1,110,732)</u>	<u>196,591</u>	<u>(914,141)</u>
Cash Flows from Capital and Related Financing Activities			
Purchases of Capital Assets	(42,164,840)	-	(42,164,840)
Payments to Bond Paying Agent	(1,955,000)	-	(1,955,000)
Payments on Loans	(7,583,552)	-	(7,583,552)
Loan Proceeds	22,980,689	-	22,980,689
Payment of Interest on Debt	<u>(2,899,057)</u>	<u>-</u>	<u>(2,899,057)</u>
Net Cash (Used in) Capital and Related Financing Activities	<u>(31,621,760)</u>	<u>-</u>	<u>(31,621,760)</u>
Cash Flows from Investing Activities			
Investment Purchases	(13,545,166)	-	(13,545,166)
Income Received on Investments	<u>24,881</u>	<u>730</u>	<u>25,611</u>
Net Cash Provided by (Used in) Investing Activities	<u>(13,520,285)</u>	<u>730</u>	<u>(13,519,555)</u>
Net (Decrease) in Cash	(13,140,531)	-	(13,140,531)
Cash and Restricted Cash, Beginning of Year	<u>20,038,067</u>	<u>644</u>	<u>20,038,711</u>
Cash and Restricted Cash, End of Year	<u>\$ 6,897,536</u>	<u>\$ 644</u>	<u>\$ 6,898,180</u>

See Accompanying Notes to Basic Financial Statements.

	Business-Type Activities		
	Water and Sewer Fund	(Nonmajor) Parking Fund	Total
Reconciliation of Operating Income to Net Cash Provided by (Used in) Operating Activities:			
Operating Income	<u>\$ 13,143,984</u>	<u>\$ 2,946,846</u>	<u>\$ 16,090,830</u>
Adjustments to Reconcile Operating Income to Net Cash Provided by (Used in) Operating Activities:			
Depreciation Expense	15,271,071	160,342	15,431,413
Changes in Assets and Liabilities			
Receivables	(274,390)	5,718	(268,672)
Vouchers Payable	(820,252)	(34,571)	(854,823)
Accrued Payroll	(49,115)	(1,235)	(50,350)
Accrued Compensated Absences	526,751	(5,964)	520,787
Unearned Revenue	4,275	-	4,275
Other Postemployment Benefits and Related Deferred Amounts	8,362,037	(3,115,887)	5,246,150
Net Pension Asset, Liability and Related Deferred Amounts	(3,179,311)	(152,630)	(3,331,941)
Customer Deposits and Credits	<u>127,196</u>	<u>60</u>	<u>127,256</u>
Total Adjustments	<u>19,968,262</u>	<u>(3,144,167)</u>	<u>16,824,095</u>
Net Cash Provided by (Used in) Operating Activities	<u>\$ 33,112,246</u>	<u>(\$ 197,321)</u>	<u>\$ 32,914,925</u>

CITY OF JOLIET, ILLINOIS

Statement of Fiduciary Net Position Fiduciary Funds December 31, 2021

	Pension Trust Funds
ASSETS	
Cash	<u>\$ 204,802</u>
Investments, at Fair Value	
U.S. Government and Agency Securities	81,804,761
U.S. Government Sponsored Agency Securities	3,204,952
State and Local Government Securities	6,031,850
Insurance Company Contracts	36,796,387
Money Market Mutual Funds	26,121,659
Mutual Funds	334,334,403
Corporate Bonds	<u>77,008,562</u>
Total Investments	<u>565,302,574</u>
Accrued Interest Receivable	701,163
Prepaid Items	12,577
Due from Primary Government	<u>215,091</u>
Total Assets	<u>566,436,207</u>
LIABILITIES	
Accrued Investment Expenses	<u>160,152</u>
Total Liabilities	<u>160,152</u>
NET POSITION RESTRICTED FOR PENSIONS	<u>\$ 566,276,055</u>

See Accompanying Notes to Basic Financial Statements.

CITY OF JOLIET, ILLINOIS

Statement of Changes in Fiduciary Net Position Fiduciary Funds For the Year Ended December 31, 2021

	Pension Trust Funds
Additions	
Contributions	
Employer Contributions	\$ 32,661,763
Plan Member Contributions	<u>5,617,419</u>
Total Contributions	<u>38,279,182</u>
Investment Income	
Net Increase in Fair Value of Investments	45,164,541
Interest and Dividends	<u>18,981,445</u>
	64,145,986
Less Investment Expenses	<u>637,947</u>
Net Investment Income	<u>63,508,039</u>
Miscellaneous Income	<u>54,102</u>
Total Additions	<u>101,841,323</u>
Deductions	
Benefit Payments (Including Refunds of Plan Member Contribution	33,139,280
Administrative and Other Expenses	<u>207,079</u>
Total Deductions	<u>33,346,359</u>
Net Increase In Net Position	68,494,964
Net Position Restricted for Pensions	
Beginning of Year	<u>497,781,091</u>
End of Year	<u>\$ 566,276,055</u>

See Accompanying Notes to Basic Financial Statements.

CITY OF JOLIET, ILLINOIS

Combining Statement of Net Position
Component Units
June 30, 2021 and December 31, 2021

	December 31, 2021		June 30, 2021		
	Joliet Public Library	Riverwalk Homes, LLC	Will County Metropolitan Exposition and Auditorium Authority	The Joliet Area Historical Museum	Total
ASSETS					
Current Assets:					
Cash	\$ 8,648,965	\$ 611,296	\$ 2,546,861	\$ 140,337	\$ 11,947,459
Investments	-	-	241,723	47,145	288,868
Receivables					
Property Taxes, Net of Allowance for Uncollectible Amounts	5,964,567	-	-	-	5,964,567
Accrued Interest	-	-	4	-	4
Customer Accounts, Net	1,550	51,987	35,814	-	89,351
Pledges Receivable	-	-	-	1,439,753	1,439,753
Subsidy Receivable - HUD	-	1,053,844	-	-	1,053,844
Other	-	77,499	-	-	77,499
Inventory	-	-	44,039	52,524	96,563
Prepaid Expenses	-	189,972	40,784	-	230,756
Grant Advance	-	-	9,456	-	9,456
Restricted Assets					
Cash	-	3,332,789	27,621	-	3,360,410
Investments	-	-	640,919	-	640,919
Total Current Assets	<u>14,615,082</u>	<u>5,317,387</u>	<u>3,587,221</u>	<u>1,679,759</u>	<u>25,199,449</u>
Net Pension Asset - IMRF	352,216	-	-	-	352,216
Other Assets	-	-	-	339,172	339,172
Capital Assets (Net)					
Library	17,142,139	-	-	-	17,142,139
Riverwalk Homes, LLC	-	11,877,477	-	-	11,877,477
W.C.M.E.A.A.	-	-	5,455,839	-	5,455,839
Historical Museum	-	-	-	461,590	461,590
Intangible Assets (Net)	-	78,596	-	-	78,596
Total Noncurrent Assets	<u>17,494,355</u>	<u>11,956,073</u>	<u>5,455,839</u>	<u>800,762</u>	<u>35,707,029</u>
Total Assets	<u>32,109,437</u>	<u>17,273,460</u>	<u>9,043,060</u>	<u>2,480,521</u>	<u>60,906,478</u>
DEFERRED OUTFLOWS OF RESOURCES					
Deferred Outflows of Resources					
Related to Pensions	<u>469,549</u>	<u>-</u>	<u>-</u>	<u>-</u>	<u>469,549</u>
Total Deferred Outflows of Resources	<u>469,549</u>	<u>-</u>	<u>-</u>	<u>-</u>	<u>469,549</u>
Total Assets and Deferred Outflows of Resources	<u>\$ 32,578,986</u>	<u>\$ 17,273,460</u>	<u>\$ 9,043,060</u>	<u>\$ 2,480,521</u>	<u>\$ 61,376,027</u>

See Accompanying Notes to Basic Financial Statements.

	December 31, 2021		June 30, 2021		
	Joliet Public Library	Riverwalk Homes, LLC	Will County Metropolitan Exposition and Auditorium Authority	The Joliet Area Historical Museum	Total
LIABILITIES					
Current Liabilities:					
Vouchers Payable	\$ 519,420	\$ 460,974	\$ 35,566	\$ 4,491	\$ 1,020,451
Accrued Payroll	118,750	-	23,894	-	142,644
Accrued Compensated Absences	36,811	-	-	-	36,811
Accrued Interest	2,723	4,912	31,447	-	39,082
Accrued Real Estate Taxes	-	433,728	-	-	433,728
Loans and Leases Payable - Current Portion	-	-	111,680	-	111,680
Unearned Revenue	-	143,937	1,204,663	21,144	1,369,744
Other	-	47,520	62,713	12,505	122,738
Total Current Liabilities	<u>677,704</u>	<u>1,091,071</u>	<u>1,469,963</u>	<u>38,140</u>	<u>3,276,878</u>
Noncurrent Liabilities:					
Accrued Compensated Absences	147,245	-	-	-	147,245
Due to Primary Government	75,334	9,058,624	-	-	9,133,958
General Obligation Bonds	6,535,000	-	-	-	6,535,000
Loans and Leases Payable	-	-	1,861,414	-	1,861,414
Forgivable Note	-	-	-	97,695	97,695
Total Noncurrent Liabilities	<u>6,757,579</u>	<u>9,058,624</u>	<u>1,861,414</u>	<u>97,695</u>	<u>17,775,312</u>
Total Liabilities	<u>7,435,283</u>	<u>10,149,695</u>	<u>3,331,377</u>	<u>135,835</u>	<u>21,052,190</u>
DEFERRED INFLOWS OF RESOURCES					
Deferred Property Taxes	5,964,567	-	-	-	5,964,567
Deferred Inflows - Pensions	3,212,945	-	-	-	3,212,945
Total Deferred Inflows of Resources	<u>9,177,512</u>	<u>-</u>	<u>-</u>	<u>-</u>	<u>9,177,512</u>
NET POSITION					
Net Investment in Capital Assets	11,547,145	2,818,853	3,482,745	461,590	18,310,333
Restricted for:					
Expendable Purposes:					
Donor Restricted Funds	-	-	49,673	1,486,555	1,536,228
Nonexpendable Purposes:					
Permanent Funds	10,000	-	1,063,157	-	1,073,157
Unrestricted	<u>4,409,046</u>	<u>4,304,912</u>	<u>1,116,108</u>	<u>396,541</u>	<u>10,226,607</u>
Total Net Position	<u>15,966,191</u>	<u>7,123,765</u>	<u>5,711,683</u>	<u>2,344,686</u>	<u>31,146,325</u>
Total Liabilities, Deferred Inflows of Resources, and Net Position	<u>\$ 32,578,986</u>	<u>\$ 17,273,460</u>	<u>\$ 9,043,060</u>	<u>\$ 2,480,521</u>	<u>\$ 61,376,027</u>

CITY OF JOLIET, ILLINOIS

Combining Statement of Activities
Component Units
For the Year Ended June 30, 2021 and December 31, 2021

Functions / Programs	Expenses	Program Revenues	
		Charges for Services	Operating Grants and Contributions
Joliet Public Library			
Library Operations	\$ 5,120,716	\$ 45,668	\$ 233,596
Riverwalk Homes, LLC			
Public Housing	3,692,971	811,085	4,462,616
W.C.M.E.A.A.			
Culture and Recreation	35,030	-	190,158
Theatre and Rental Operations	1,437,046	672,617	519,404
The Joliet Area Historical Museum			
Culture and Recreation	<u>1,916,162</u>	<u>443,120</u>	<u>492,997</u>
Total Component Units	<u>\$ 12,201,925</u>	<u>\$ 1,972,490</u>	<u>\$ 5,898,771</u>

General Revenues:

Property Taxes
Interest and Investment Earnings
Contributions to Permanent Funds
Other General Revenues

Total General Revenues

Change in Net Position

Net Position - Beginning, as Restated

Adjustments and (Distributions)

Net Position - Ending

See Accompanying Notes to Basic Financial Statements.

**Net (Expense) Revenue and
Changes in Net Position**

December 31 2021		June 30, 2021		
Joliet Public Library	Riverwalk Homes, LLC	Will County Metropolitan Exposition and Auditorium Authority	The Joliet Area Historical Museum	Total
(\$ 4,841,452)	\$ -	\$ -	\$ -	(\$ 4,841,452)
-	1,580,730	-	-	1,580,730
-	-	155,128	-	155,128
-	-	(245,025)	-	(245,025)
-	-	-	(980,045)	(980,045)
(4,841,452)	1,580,730	(89,897)	(980,045)	(4,330,664)
5,972,243	-	-	-	5,972,243
6,086	797	140,934	72,444	220,261
-	-	5,898	-	5,898
16,803	-	-	75	16,878
5,995,132	797	146,832	72,519	6,215,280
1,153,680	1,581,527	56,935	(907,526)	1,884,616
14,812,511	5,657,534	5,654,748	3,252,212	29,377,005
-	(115,296)	-	-	(115,296)
<u>\$ 15,966,191</u>	<u>\$ 7,123,765</u>	<u>\$ 5,711,683</u>	<u>\$ 2,344,686</u>	<u>\$ 31,146,325</u>

CITY OF JOLIET, ILLINOIS

Notes to Basic Financial Statements December 31, 2021

1. Summary of Significant Accounting Policies

Introduction

The City of Joliet, Illinois (the City) was incorporated June 19, 1852. The City is a home rule unit and operates under the Council / Manager form of government. The City Council is composed of the Mayor and eight council members. The City provides services to the community that includes police, fire, water and wastewater utility, community development, street maintenance, and general services.

The financial statements of the City of Joliet, Illinois are prepared in accordance with Accounting Principles Generally Accepted in the United States of America (USGAAP). USGAAP includes all relevant Governmental Accounting Standards Board (GASB) pronouncements. The accounting and reporting framework and the more significant accounting policies are discussed in subsequent subsections of this note.

Financial Reporting Entity

As defined by accounting principles generally accepted in the United States of America established by the Governmental Accounting Standards Board, the financial reporting entity consists of the primary government, as well as its component units, which are legally separate organizations for which the elected officials of the primary government are financially accountable. Financial accountability is defined as:

- 1) Appointment of a voting majority of the component unit's board, and either (a) the ability to impose will by the primary government, or (b) the possibility that the component unit will provide a financial benefit to or impose a financial burden on the primary government; or
- 2) Fiscal dependency on the primary government.

The accompanying financial statements present the City of Joliet, Illinois (the primary government) and its component units. The financial data of the component units are included in the City's reporting entity because of the significance of their operational or financial relationship with the City.

Component Units that are Fiduciary in Nature

The Police Pension Fund and Firefighters' Pension Fund of the City of Joliet are Illinois local governments, as such; they are separate legal entities with their own management and budget authority. These funds exist solely to provide pension benefits for the City's police officers and firefighters and their beneficiaries. The financial statements of the Pension Funds as of and for the fiscal year ended December 31, 2021, are reported as pension trust funds - fiduciary funds. Each pension fund prepared separately issued component unit financial statements. The Police Pension Fund report may be obtained by writing to the City of Joliet Administrative Office, 150 West Jefferson Street, Joliet, Illinois 60432. The Firefighters' Pension Fund report may be obtained by writing to the Joliet Firefighters' administrative office, 101 East Clinton Street, Joliet, Illinois 60432.

Discretely Presented Component Units

A discretely presented component unit is an entity that is legally separate from the City, but for which the City is financially accountable, or whose relationship with the City is such that exclusion would cause the City's statements to be misleading or incomplete. The City's component units are reported in a separate column in the government-wide financial statements to emphasize that they are legally separate from the City.

CITY OF JOLIET, ILLINOIS

Notes to Basic Financial Statements December 31, 2021

1. Summary of Significant Accounting Policies

Joliet Public Library

The Joliet Public Library provides a broad range of services and reference information to area citizens, including book and film rental and audio-visual materials.

On September 1, 1875, under the provisions of an 1872 Illinois Statute, "The Illinois Local Public Library Act", the Joliet City Council adopted an ordinance providing for the establishment of a public library in Joliet. The Joliet Public Library began public service on March 7, 1876. The Library is governed by a board of library trustees consisting of nine members appointed by the Mayor of the City of Joliet and confirmed by the City Council. Board members serve three-year terms with three members being appointed annually.

The Joliet Public Library is primarily supported by property taxes. The annual budget, appropriation, and levy for the Library are enacted as ordinances of the City of Joliet by the City Council of the City of Joliet. The Library receives some revenue from the sale of real property, fines, and fees, and from state, federal, and corporate grants. Separate financial statements may be obtained at the Library's business office, 150 North Ottawa Street, Joliet, Illinois, 60432.

Riverwalk Homes, LLC

Riverwalk Homes LLC (the "LLC") was formed on May 3, 2016 as the result of an agreement between the City and Holsten Real Estate Development Corporation (Holsten) to establish a limited liability company to own, manage and potentially redevelop the 356-unit multifamily rental developments know as Evergreen Terrace located within the Joliet city limits. Evergreen Terrace provides rental housing for low-income residents; rents are charged at market rates subsidized by the U.S. Department of Housing and Urban Development (HUD). The LLC is includable as discretely presented component unit of the City of Joliet, as the LLC is fiscally dependent on the City and the LLC provides financial benefit and burden relationships to the City. Separate financial statements may be requested from the LLC's business office, 1020 W. Montrose Ave., Chicago, Illinois, 60613.

Will County Metropolitan Exposition and Auditorium Authority

The Will County Metropolitan Exposition and Auditorium Authority (the Authority) was created under Illinois Public Act 80-909. The original purpose of the Authority was to rehabilitate and restore a historic building, the Rialto Square Theatre. Duties of the Authority consist of promoting, operating, and maintaining expositions and conventions in the metropolitan area for industrial, cultural, educational, theatrical, sports, trade, and scientific exhibits and to construct, equip, and maintain auditoriums and exposition buildings for such purposes. While the Authority still has the same basic purpose, theatre operations, from January 1, 1989 through December 31, 1993, had been carried out by the Rialto Square Theatre Corporation, a separate autonomous non-profit organization. As of January 1, 1994, the Authority resumed theatre operations. In 1982, the Act was amended to allow the authority to lease property as an owner and change the Authority name from Joliet to Will County Metropolitan Exposition and Auditorium Authority. The Mayor of the City of Joliet, with the consent of the City Council, appoints a voting majority of Authority's Governing Board. The City, through an intergovernmental agreement, provides a substantial amount of financial support to the Authority. The Authority operates on a fiscal year ending June 30. Separate financial statements may be obtained at the Authority's administrative office, 15 East Van Buren Street, Joliet, Illinois, 60432.

CITY OF JOLIET, ILLINOIS

Notes to Basic Financial Statements December 31, 2021

1. Summary of Significant Accounting Policies

The Joliet Area Historical Museum

The Joliet Area Historical Museum (the Museum) is an Illinois nonprofit organization incorporated in 1999. The museum was established to maintain, promote, and support a museum dedicated to presenting the history of the Joliet area to the public. The Museum was opened to the public in October 2002. The Museum is supported primarily through an agreement with the City of Joliet, grants, contributions, and membership dues. The City, through an agreement with the Museum, provides a substantial amount of financial support to the Museum. The Museum is fiscally dependent on the City; the City approves the Museum's annual budget, and the Museum cannot borrow funds without the prior approval of the City.

The City has the sole and exclusive right to all income, receipts, and revenues and other consideration of whatever kind or nature realized by, from, or in connection with the Museum Property, the Inaugural Collection, or the operation of the Museum. The Museum operates on a fiscal year ending June 30. Separate financial statements may be obtained at the Museum's administrative office, 204 North Ottawa Street, Joliet, Illinois, 60432.

No other agencies or units of local government meet the criteria of GASB Statement Numbers 14, 39, or 61 for inclusion in the reporting entity as a component unit.

Basis of Presentation

Government-wide Financial Statements

The Statement of Net Position and Statement of Activities display information about the reporting government as a whole. They include all funds of the reporting entity except for fiduciary funds. The statements distinguish between governmental and business-type activities. Governmental activities generally are financed through taxes, intergovernmental revenue, and nonexchange revenue. Business-type activities are financed in whole or in part by fees charged to external parties for goods or services.

Fund Financial Statements

Fund financial statements of the reporting entity are organized into funds, each of which is considered a separate accounting entity. The operations of each fund are accounted for with a separate set of self-balancing accounts that comprise its assets, deferred outflows of resources, liabilities, deferred inflows of resources fund equity, revenues, and expenditures or expenses, as appropriate. Governmental resources are allocated to and accounted for in individual funds based upon the purpose for which they are to be spent and the means by which spending activities are controlled. The City's funds are organized into three major categories: governmental, proprietary, and fiduciary. An emphasis is placed on major funds within the governmental and proprietary categories. A fund is considered major if it is the primary operating fund of the City (General Fund) or meets the following criteria:

CITY OF JOLIET, ILLINOIS

Notes to Basic Financial Statements December 31, 2021

1. Summary of Significant Accounting Policies

- a) Total assets plus deferred outflows of resources, liabilities plus deferred inflows of resources, revenues, or expenditures/expenses of that individual governmental or enterprise fund are at least 10% of the corresponding total for all funds of that category or type; and
- b) Total assets plus deferred outflows of resources, liabilities plus deferred inflows of resources, revenues, or expenditures/expenses of that individual governmental or enterprise fund are at least 5% of the corresponding total for all governmental and enterprise funds combined.

Governmental Funds

Governmental funds are those through which most governmental functions of the City are financed. The City's expendable financial resources (except those accounted for in proprietary funds) are accounted for through governmental funds. The measurement focus is upon determination of changes in financial position, rather than upon net income determination. The following are the City's governmental funds:

General Fund - The General Fund, a major fund, is the general operating fund of the City. It is used to account for and report all financial resources not accounted for and reported in another fund.

Special Revenue Funds - Special revenue funds are used to account for and report the proceeds of specific revenue sources that are restricted or committed to expenditure for specified purposes other than debt service or capital projects.

The City's major special revenue funds are the following:

Evergreen Terrace II Fund - Accounts for revenue and expenditures related to the Evergreen Terrace property. Historically, the main revenue source of this fund was federal grants from the U.S. Department of Housing and Urban Development. Additional revenue sources include miscellaneous income. The fund recorded the payment towards the eventual purchase the Evergreen Terrace property in 2015; the purchase was completed in 2017.

Motor Fuel Tax Fund - Accounts for revenue and expenditures for improvement of City streets and bridges. The main revenue source is taxes imposed on the purchase of motor fuel. Additional revenue sources include state and federal grants and interest income.

Debt Service Fund - The Debt Service Fund is used to account for and report financial resources that are restricted, committed, or assigned to expenditure for principal and interest of general long-term debt and related costs.

Capital Projects Funds - Capital projects funds are used to account for and report financial resources that are restricted, committed, or assigned to expenditure for capital outlays, including the acquisition or construction of capital facilities and other capital assets.

CITY OF JOLIET, ILLINOIS

Notes to Basic Financial Statements December 31, 2021

1. Summary of Significant Accounting Policies

Proprietary Funds

Proprietary funds are used to account for the City's ongoing organizations and activities, which are similar to those often, found in the private sector. The measurement focus is based upon determination of net income.

Enterprise Funds – Enterprise funds are used to report any activity for which a fee is charged to external users for goods or services. The City uses enterprise funds to account for operations that are financed and operated in a manner similar to private business enterprises – where the intent of the City Council is that the costs (expenses, including depreciation) of providing goods or services to the general public on a continuing basis be financed or recovered primarily through user charges.

The City's major enterprise fund is the following:

Water and Sewer Fund - Accounts for the revenue and expense related to providing a safe, potable water supply for domestic and industrial usage and fire protection and for maintaining a dependable system for collecting and treating the waste waters of the City of Joliet.

Fiduciary Funds (not Included in Government-wide Statements)

Fiduciary Funds are used to account for assets held by the City in a trustee capacity. These include the following fund types:

Pension Trust Funds. The Pension trust funds include the City of Joliet Police Pension Fund and City of Joliet Firefighters' Pension Fund. These funds account for City contributions in the form of property taxes and contributions from participants used to fund the respective pension plans and payments to beneficiaries in accordance with the Illinois Pension Code.

Measurement Focus and Basis of Accounting

Measurement focus is a term used to describe "which" transactions are recorded within the various financial statements. Basis of accounting refers to "when" transactions are recorded regardless of the measurement focus applied.

Measurement Focus

On the government-wide Statement of Net Position and the Statement of Activities, both governmental and business-type activities are presented using the economic resources measurement focus as defined in item b. below.

In the fund financial statements, the "current financial resources" measurement or the "economic resources" measurement is used as appropriate:

CITY OF JOLIET, ILLINOIS

Notes to Basic Financial Statements December 31, 2021

1. Summary of Significant Accounting Policies

- a. All governmental funds utilize a "current financial resources" measurement focus. Only current financial assets, deferred outflows of resources (if any), liabilities, and deferred inflows of resources are generally included on their balance sheets. Their operating statements present sources and uses of available spendable financial resources during a given period. These funds use fund balance as their measure of available spendable financial resources at the end of the period.
- b. The proprietary funds utilize an "economic resources" measurement focus. The accounting objectives of this measurement focus are the determination of operating income, changes in net position (or cost recovery), financial position, and cash flows. All assets, deferred outflows of resources, liabilities, and deferred inflows of resources (whether current or noncurrent) associated with their activities are reported. Proprietary fund equity is classified as net position. Pension Trust Funds are accounted for in essentially the same manner as proprietary funds since preservation of capital is critical.

Basis of Accounting

Government-wide Financial Statements

In the government-wide Statement of Net Position and Statement of Activities, both governmental and business-type activities are presented using the accrual basis of accounting. Under the accrual basis of accounting, revenues are recognized when earned and expenses are recorded when the liability is incurred, or economic asset used. Changes in net position resulting from exchange and exchange-like transactions are recognized when the exchange takes place. This is the same approach used in the preparation of the proprietary fund financial statements but differs from the manner in which governmental fund financial statements are prepared. Therefore, governmental fund financial statements include reconciliations with brief explanations to better identify the relationship between the government-wide statements and the statements for governmental funds.

The government-wide Statement of Activities presents a comparison between expenses, both direct and indirect, and program revenues for each segment of the business-type activities of the City and for each governmental program. Direct expenses are those that are specifically associated with a service, program, or department and are therefore clearly identifiable to a particular function. Indirect expenses for centralized services and administrative overhead are allocated among the programs, functions, and segments using a full cost allocation approach and are presented separately to enhance comparability of direct expenses between governments that allocate direct expenses and those that do not. Program revenues include charges paid by the recipients of the goods or services offered by the programs and grants and contributions that are restricted to meeting the operational or capital requirements of a particular program. Revenues that are not classified as program revenues are presented as general revenues. The comparison of program revenues and expenses identifies the extent to which each program or business segment is self-financing or draws from the general revenues of the City.

CITY OF JOLIET, ILLINOIS

Notes to Basic Financial Statements December 31, 2021

1. Summary of Significant Accounting Policies

Eliminations have been made in the Statement of Net Position to remove the "grossing-up" effect on assets and liabilities within the governmental and business-type activities' columns for amounts reported in the individual funds as internal receivables and payables. Similarly, transfers between funds have been eliminated in the Statement of Activities. Interfund services provided and used (sales and purchases of goods and services between funds for a price approximating their external exchange value) are not eliminated in the process of consolidation.

Net position is reported as restricted when constraints placed on net position use is either externally imposed by creditors (such as through debt covenants), grantors, contributors, or laws or regulations of other governments or imposed by law through constitutional provisions or enabling legislation.

Fund Financial Statements

Fund financial statements report detailed information about the City. The focus of governmental and enterprise fund financial statements is on major funds rather than reporting on funds by type. Each major fund is presented in a separate column. Nonmajor funds are aggregated and presented in a single column.

Governmental Funds

In the fund financial statements, governmental funds are presented on the modified accrual basis of accounting. Under this modified accrual basis of accounting, revenues are recognized when "measurable and available". Measurable means knowing or being able to reasonably estimate the amount. Available means collectable within sixty days, or soon enough thereafter, to be used to pay liabilities of the current period. Expenditures (including capital outlay) are recorded when the related fund liability is incurred, except for general obligation bond principal and interest which are reported when due. When an asset is recorded in governmental fund financial statements, but the revenue is not available, the City reports a deferred inflow of resources until such time as the revenue becomes available.

In applying the susceptible-to-accrual concept to intergovernmental revenues, the legal and contractual requirements of the numerous individual programs are used as guidelines. Monies that are virtually unrestricted as to purpose of expenditure, which are usually revocable only for failure to comply with prescribed compliance requirements, are reflected as revenues at the time of receipt or earlier if the susceptible-to-accrual criteria are met.

Shared revenues remitted from the State of Illinois, such as state income tax, replacement tax, sales tax, gaming tax, automobile rental tax, pari-mutuel tax, and State motor fuel tax allotments, are accrued applying the susceptible-to-accrual concept based upon the earlier of the month they were liabilities to the State, or the month collected by the State.

Licenses and permits, charges for services (other than water), and miscellaneous revenues (except for investment earnings) are recorded as revenues when received in cash because they are generally not measurable until actually received. Investment earnings are recorded as earned since they are measurable and available.

CITY OF JOLIET, ILLINOIS

Notes to Basic Financial Statements December 31, 2021

1. Summary of Significant Accounting Policies

Revenues from Federal and State grants and similar programs are recognized when the City has done everything necessary to establish its right to the revenue. Usually this is at the time expenditures have been incurred for an authorized purpose.

Proprietary Funds

All proprietary funds are accounted for using the accrual basis of accounting. These funds account for operations that are primarily financed by user charges. The economic resources focus concerns determining costs as a means of maintaining the capital investment and management control. Their revenues are recognized when earned and expenses are recognized when the liability is incurred, or economic asset used. Allocations of costs, such as depreciation, are recorded in proprietary funds. Unbilled utility service receivables are recorded at the end of the year.

Proprietary funds separate all activity into two categories: operating and non-operating revenues and expenses. Operating revenues and expenses result from providing services and producing and delivering goods. Non-operating revenues and expenses entail all other activity not included in operating revenues and expenses - generally revenues from grants and interest and expenses for debt service.

Budgets and Budgetary Accounting

Annual budgets are legally adopted and separately reported for all funds of the City. The City Council follows these procedures in establishing the budgetary data reflected in the financial statements:

Prior to December 31st, the City Manager submits to the City Council a proposed annual budget for the fiscal year commencing January 1st. The annual budget includes proposed expenditures and the means of financing them. All budgets are adopted on a modified accrual basis except for the following modifications:

- Collections of special revenue fund loans, capital project fund assessments, and special assessments are budgeted as revenue in the year received.
- Special revenue fund loans are shown as expenditures when the funds are disbursed.
- Certain transfers between governmental funds are budgeted as revenues and expenditures.
- In the enterprise funds, payment of principal and interest are shown as expenses.
- For report presentation purposes, actual revenues and expenditures and other financing sources and uses have been adjusted to incorporate these modifications with a reconciliation provided.
- Public hearings are conducted to obtain taxpayer comments.

Prior to December 31st, the annual budget is legally enacted through passage of an ordinance. Passage of the annual budget is done in lieu of an appropriation ordinance as permitted by the Illinois Compiled Statutes.

The City Manager is authorized to transfer budgeted amounts between departments within any fund; however, any revisions that alter the total expenditures of any fund must be approved by the City Council. The level of control (level at which expenditures may not exceed budget) is the fund total, not the individual line items. The annual budget can be amended by a two-thirds vote of the City Council. All appropriations lapse at year-end.

CITY OF JOLIET, ILLINOIS

Notes to Basic Financial Statements December 31, 2021

1. Summary of Significant Accounting Policies

Cash and Cash Equivalents

Cash, as presented in the Statement of Cash Flows for the City's Enterprise Funds, consist of demand deposit accounts and petty cash funds. Investments in certificates of deposit, which may or may not have initial maturities of less than three months, are considered to be investments rather than cash.

Capital Assets

Capital assets are stated on the basis of historical cost (estimated for certain items purchased prior to December 31, 1997). Major capital asset additions are financed primarily from bond proceeds. Assets acquired through gifts or donations are recorded at their estimated acquisition value at the time of acquisition. The City has established a capitalization threshold of \$25,000 for infrastructure and land improvements, buildings, waterworks and sewerage systems, and parking decks. The capitalization threshold for furniture and equipment is \$5,000.

Depreciation of Capital Assets

Depreciation has been provided over the estimated useful lives of the assets using the straight-line method. The estimated useful lives are shown below:

Infrastructure	40 Years
Land Improvements	10 to 15 Years
Buildings	50 Years
Waterworks and Sewerage Systems	40 Years
Parking Decks	50 Years
Equipment	5 to 15 Years

Assets of the Water and Sewer Fund acquired prior to 1957 are considered to be fully depreciated and were removed from the accounting records. Assets acquired from 1957 through 1987 will be removed from the books in future years as they become fully depreciated. This policy was enacted because the exact composition of capital assets acquired between 1957 and 1987 is not readily ascertainable and, therefore, these assets cannot be removed from the accounting records as they are physically replaced. The above policy provides a means to remove these assets from the accounting records over time. All City infrastructure constructed or acquired in fiscal years ended after June 30, 1980 have been capitalized.

Interfund Transfers

Permanent reallocations of resources between funds of the reporting entity are classified as interfund transfers.

Encumbrances

Encumbrances are recorded when purchase orders are issued for goods or services. Actual expenditures are recognized when the goods or services are received.

CITY OF JOLIET, ILLINOIS

Notes to Basic Financial Statements December 31, 2021

1. Summary of Significant Accounting Policies

Investments

Investments of the City are carried at fair value (see note 4). Short-term investments are reported at cost, which approximates fair value. Securities traded on national exchanges are valued at the last reported sales price. Investments that do not have an established market are reported at estimated fair value.

Employee Compensated Absences

Employee vacation, sick time, and comp time, for which the employees are eligible to receive termination payments, are recorded as a liability in the Statement of Net Position. The liability will be paid from the fund that the respective employee's salary is paid from.

Pensions

For purposes of measuring the net pension liability, deferred outflows of resources and deferred inflows of resources related to pensions, and pension expense, information about the fiduciary net position of the Illinois Municipal Retirement Fund (IMRF) and the Police and Firefighters' Pension Plans and additions to/deductions from those plans' fiduciary net position have been determined on the same basis as they are reported by those plans, respectively. For this purpose, benefit payments (including refunds of employee contributions) are recognized when due and payable in accordance with the benefit terms. Investments are reported at fair value.

Customer Accounts and Unbilled Receivables

Estimated sales for municipal waste, water, and wastewater usage, which are unbilled at year-end, are recognized as current year revenue and are included in "Receivables - Estimated Unbilled Usage". Customer accounts receivable are recorded net of an allowance for uncollectible accounts.

Construction Period Interest

The City expenses construction period interest in the year incurred in accordance with GASB Statement No. 89, *Accounting for Interest Cost Incurred Before the End of a Construction Period*.

Inventory

Inventory recorded in the governmental funds consists of commercial real estate held for resale and residential real estate purchased for rehabilitation and subsequent sale under the Neighborhood Stabilization Grant. This inventory is recorded at cost.

Fund Balances

The fund balances of the City's governmental funds are required to be reported using five separate classifications as listed below. The City may not necessarily utilize each classification in a given fiscal year.

CITY OF JOLIET, ILLINOIS

Notes to Basic Financial Statements December 31, 2021

1. Summary of Significant Accounting Policies

Nonspendable fund balance - Includes amounts that cannot be spent because they are either not in spendable form, or, for legal or contractual reasons, must be kept intact. This classification may include inventories, prepaid amounts, assets held for sale, and long-term receivables.

Restricted fund balance - Constraints placed on the use of these resources are either externally imposed by creditors (such as through debt covenants), grantors, contributors, or other governments; or are imposed by law (through constitutional provisions or enabling legislation).

Committed fund balance - Amounts that can only be used for specific purposes because of a formal action (ordinance) to establish (and modify or rescind) a fund balance commitment by the City's highest level of decision-making authority, the City Council.

Assigned fund balance - Amounts that are constrained by the City's intent to be used for specific purposes, but that do not meet the criteria to be classified as restricted or committed. Intent can be stipulated by the City Council, Mayor, or another body (such as a Finance Committee), or by an official to whom that authority has been given. The City has taken formal action to create each of the City's funds reported in this report, thereby assigning those resources for the purpose for which the fund was established. Any non-negative year end fund balance that is not reported as nonspendable, restricted, or committed is reported as assigned (with the exception of the General Fund).

Unassigned fund balance - This is the residual classification of the General Fund. Only the General Fund reports a positive unassigned fund balance. Other governmental funds might report a negative balance in this classification, as the result of cumulative overspending for specific purposes for which amounts had been restricted, committed, or assigned.

Note 16 provides details of fund balances.

Restricted Net Position – Proprietary Funds

Certain cash and investments along with related intergovernmental receivables in the Water and Sewer Fund are restricted for debt service and capital improvements in accordance with the ordinances authorizing the issuance of the Series 2014A and 2014B revenue bonds and the IEPA loans. These assets are reflected as restricted assets. The City also reports liabilities for amounts payable from restricted assets. Restricted assets that exceed related amounts payable are reported as a restriction of net position.

Use of Resources Policy

The City considers restricted resources to have been used first when expenditures/expenses are incurred for purposes for which both restricted and unrestricted balances are available. Committed, assigned, and unassigned amounts are considered to have been spent in that order when expenditures are incurred for purposes for which amounts in any of those unrestricted fund balance classifications could be used. Expenditures incurred for a specifically identified purpose will reduce the specific identified classification of fund balance.

CITY OF JOLIET, ILLINOIS

Notes to Basic Financial Statements December 31, 2021

1. Summary of Significant Accounting Policies

Use of Estimates

The preparation of financial statements in conformity with accounting principles generally accepted in the United States of America requires management to make estimates and assumptions that affect the reported amounts of assets, liabilities, deferred outflows of resources, and deferred inflows of resources and disclosure of contingent assets, liabilities, deferred outflows of resources, and deferred inflows of resources at the date of the financial statements and the reported amounts of revenues and expenses during the period. Actual results could differ from those estimates.

2. Property Taxes

Property taxes are levied each year on all taxable real property located in the City. The amounts recorded as revenue for fiscal year 2021 represent the taxes from the 2020 and prior year levies. The budget anticipates that the 2021 property tax levy will be used to finance the 2022 expenditures. The 2021 levy has been recognized as a receivable as of December 31, 2021 but recognition as revenue has been deferred to 2022 because the revenue is not considered available to finance 2021 expenditures.

Net property taxes receivable reflects the estimated collectible portion of the 2021 levies as of December 31, 2021. Property taxes receivable for prior years are immaterial and are not recorded.

Based on past experience, an allowance for estimated collection losses (1.5% of the extended levy) has been recorded to reduce the property taxes receivable to the estimated amounts collectible.

Property taxes are levied on the last Tuesday in December and attach as an enforceable lien on property on January 1st and are payable in two installments on or about June 1st and September 1st subsequent to the year of levy. Beginning in 2021, property taxes will be payable in four installments on or about June 3rd, August 3rd, September 3rd, and November 3rd subsequent to the year of the levy.

All of the City's governmental funds account for property taxes as described above.

3. Tax Abatements

As of December 31, 2021, the City provided tax abatements through four separate programs to encourage economic development within the City. The abatements are reported as reductions to revenues in the applicable individual funds of the City.

CITY OF JOLIET, ILLINOIS

Notes to Basic Financial Statements December 31, 2021

3. Tax Abatements

The City rebated a portion of the Tax Increment Financing (TIF) property taxes as allowed by the Illinois Tax Increment Redevelopment Allocation Act. The City had agreements with seven entities as of December 31, 2021. The entities must make improvements to properties within the TIF district. The entities remitted their share of property taxes to the County; upon receipt of the taxes from the County, the City refunded the entities up to 100% of the TIF tax paid by each entity, subject to various formulas as dictated by the individual agreements. Rebates paid under the TIF property tax program totaled \$467,873 during the year ended December 31, 2021, including \$179,260 paid to one developer, which amounted to 38% of the TIF rebates.

The City rebated a portion of sales taxes as allowed by the Illinois Compiled Statutes (Economic Incentive Agreements). The City's largest sales tax rebate program involves automobile dealerships. Dealerships can qualify for rebates up to \$100,000 annually per location to a maximum of fifteen years based on the level of capital investments made to their properties, the sales volume of vehicles, and the amount of sales tax paid to the state. The City had two active agreements with auto dealers during the year ended December 31, 2021. The City also had three sales tax rebate agreements with non-auto dealers which involved rebates based on percentages of sales. Rebates paid under the sales tax programs totaled \$773,377 during the year ended December 31, 2021, including a total of \$539,965 paid to two auto dealers and \$95,837 paid to a communications equipment corporation, which represented 12% of the sales tax rebates.

The City rebated a portion of business district sales taxes as allowed by the Illinois Business District Development and Redevelopment Law. The City had ten-year agreements with two entities that operate within the specified business district as of December 31, 2021. The entities remitted sales taxes to the state of Illinois; upon collection of the taxes from the state, the City refunded the entities up to 100% of the incremental business district sales tax paid by each entity. Rebates paid under the business district sales tax program were made in the amounts of \$36,682 and \$29,598 to gas stations that also operated convenience stores for a total of \$66,280 during the year ended December 31, 2021.

The City rebated amusement taxes as allowed under home-rule provisions of the Illinois Compiled Statutes. The City had an agreement with a racetrack developer as of December 31, 2021. The developer remitted amusement taxes to the City; upon collection of the taxes from the developer, the City refunded up to 100% of the amusement tax paid to reimburse the developer for certain public improvements made by the developer. Rebates paid under this program totaled \$59,031 during the year ended December 31, 2021.

CITY OF JOLIET, ILLINOIS

Notes to Basic Financial Statements
December 31, 2021

4. Cash and Investments

Primary Government

The City is authorized by the Illinois Compiled Statutes (the Illinois Public Funds Investment Act (30 ILCS 235/2) to invest any available funds in: (1) in bonds, notes, certificates of indebtedness, treasury bills or other securities, which are guaranteed by the full faith and credit of the United States of America as to principal and interest; (2) in bonds, notes, debentures, or other similar obligations of the United States of America, its agencies, and its instrumentalities; (3) in interest-bearing savings accounts, interest-bearing certificates of deposit or interest-bearing time deposits or any other investments constituting direct obligations of any bank as defined by the Illinois Banking Act; (4) in short term obligations of corporations organized in the United States with assets exceeding \$500,000,000 if (i) such obligations are rated at the time of purchase at one of the 3 highest classifications established by at least 2 standard rating services and which mature not later than 270 days from the date of purchase, (5) in money market mutual funds registered under the Investment Company Act of 1940, (6) interest bearing bonds of any county, township, city, village, incorporated town, municipal corporation, school district, or state. In addition, the fiduciary component units, the Police and Firefighters' Pension Trust Funds, can invest in corporate bonds, general accounts of Illinois authorized life insurance companies, and certain State of Israel obligations.

The Pension Funds may also invest in certain separate accounts of Illinois authorized life insurance companies, mutual funds, and common stocks, in total not to exceed either 10% and 55% of total net position of each Fund, depending on type of investment.

Deposits

In addition to checking accounts, the City maintains an investment pool comprised of certificates of deposit and an Illinois Funds Money Market Fund account that is available for use by all funds. Each fund type's portion of this pool is displayed on the combined balance sheet as "Investments". The year-end carrying amounts and bank balances for the City and Pension Trust Funds (excluding cash on hand of \$4,066 are as follows:

	Carrying Amount			Total Bank Balance
	Checking Accounts	Certificates of Deposit	Total	
All City Funds Except Pension Trust Funds	\$ 30,770,041	\$ 8,553,120	\$ 39,323,161	\$ 42,975,696
Police Pension Fund	64,468	-	64,468	106,912
Firefighters' Pension Fund	140,234	-	140,234	152,241
Total	<u>\$ 30,974,743</u>	<u>\$ 8,553,120</u>	<u>\$ 39,527,863</u>	<u>\$ 43,234,849</u>

Custodial Credit Risk - this is the risk that in the event of a bank failure, the City's deposits may not be returned to it. The City's investment policy, which covers the City's policies for all "deposits" and "investments" requires collateral for all deposits and investments except for those investments in the state pool (the Illinois Funds) or the federal government securities. The collateral must have a market value of not less than 100% of all deposits and investments. The Pension Funds' investment policies do not require collateralization of deposits or investments. As of year-end, all account balances at banks were either insured by the Federal Deposit Insurance Corporation (FDIC) up to \$250,000 or collateralized with securities of the U.S. Government held in the City's name by financial institutions acting as the City's agent.

CITY OF JOLIET, ILLINOIS

Notes to Basic Financial Statements December 31, 2021

4. Cash and Investments

The City maintains an investment in the Illinois Funds Money Market Fund. The balance at December 31, 2021 was \$116,287,729. The Illinois Funds Money Market Fund is an external investment pool created by the Illinois General Assembly. The fund invests in U.S. Treasury bills and notes, fully collateralized time deposits in Illinois financial institutions, collateralized repurchase agreements, and mutual funds that invest in U.S. Treasury obligations and collateralized repurchased agreements; the average weighted maturity of the pool's investments at December 31, 2021 is 59 days. The fair value of the position in the Illinois Funds Money Market Fund is the same as the value of the pool shares. The Illinois State Treasurer's Investment Advisory Board has oversight responsibility over the Illinois Funds Money Market Fund.

Investments

Fair Value Measurement - Investments are measured at fair value on a recurring basis. The Pension Funds categorize their fair value measurements within the fair value hierarchy established by generally accepted accounting principles. The hierarchy is based on the valuation inputs used to measure the fair value of the asset. Level 1 inputs are quoted prices in active markets for identical assets; Level 2 inputs are significant other observable inputs; Level 3 inputs are significant unobservable inputs. The Pension Funds have the following recurring fair value measurements as of December 31, 2021:

<i>Police Pension Fund</i>		Fair Value Measurements Using		
<i>Investments by Fair Value Level</i>	<i>Fair Value</i>	<i>Level 1 Inputs</i>	<i>Level 2 Inputs</i>	<i>Level 3 Inputs</i>
Debt Securities:				
U.S. Treasury Securities	\$ 48,350,540	\$ 48,350,540	\$ -	\$ -
U.S. Agency Securities	212,244	-	212,244	-
U.S. Agency Sponsored Securities	1,485,318	-	1,485,318	-
Corporate Bonds	41,296,450	-	41,296,450	-
State and Local Bonds	3,842,482	-	3,842,482	-
Total Debt Securities	<u>95,187,034</u>	<u>48,350,540</u>	<u>46,836,494</u>	<u>-</u>
Equity Securities:				
Mutual Funds	198,545,321	198,545,321	-	-
Total Equity Securities	<u>198,545,321</u>	<u>198,545,321</u>	<u>-</u>	<u>-</u>
Total Investments by Fair Value Level	<u>293,732,355</u>	<u>\$246,895,861</u>	<u>\$ 46,836,494</u>	<u>\$ -</u>
Investments Measured at the Net Asset Value				
Insurance Company Contracts	17,374,168			
Total Investments Measured at Fair Value	<u>\$311,106,523</u>			

CITY OF JOLIET, ILLINOIS

Notes to Basic Financial Statements December 31, 2021

4. Cash and Investments

<i>Firefighters' Pension Fund</i> Investments by Fair Value Level	Fair Value	Fair Value Measurements Using		
		Level 1 Inputs	Level 2 Inputs	Level 3 Inputs
Debt Securities:				
U.S. Treasury Securities	\$ 33,051,849	\$ 33,051,849	\$ -	\$ -
U.S. Agency Securities	190,128	-	190,128	-
U.S. Agency Sponsored Securities	1,719,634	-	1,719,634	-
Corporate Bonds	35,712,112	-	35,712,112	-
State and Local Bonds	2,189,368	-	2,189,368	-
Total Debt Securities	<u>72,863,091</u>	<u>33,051,849</u>	<u>39,811,242</u>	<u>-</u>
Equity Securities:				
Mutual Funds	135,789,082	135,789,082	-	-
Total Equity Securities	<u>135,789,082</u>	<u>135,789,082</u>	<u>-</u>	<u>-</u>
Total Investments by Fair Value Level	<u>208,652,173</u>	<u>\$168,840,931</u>	<u>\$ 39,811,242</u>	<u>\$ -</u>
Investments Measured at the Net Asset Value				
Insurance Company Contracts	<u>19,422,219</u>			
Total Investments Measured at Fair Value	<u>\$228,074,392</u>			

Debt and equity securities classified in Level 1 of the fair value hierarchy are valued using prices quoted in active markets for those securities. Debt securities classified in Level 2 of the fair value hierarchy are valued using a matrix pricing technique. Matrix pricing is used to value securities based on the securities' relationship to benchmark quoted prices.

Investments measured at the Net Asset Value (NAV) consist of Insurance Company Contracts (Separate Account). The Separate Account is made available through a group annuity contract and is comprised of a diversified U.S. real estate equity portfolio consisting primarily of high quality, well-leased real estate properties in multifamily, industrial, office, retail, and hotel sectors. Although withdrawal limitations could be implemented for the Separate Account based on market factors inherent in real estate, there were no withdrawal limitations as of December 31, 2021. The fair value of the investment in this type has been determined using the NAV per share of the Pension Fund's ownership interest in the group annuity contract.

Custodial Credit Risk - The custodial credit risk for investments is the risk that, in the event of the failure of the counterparty to a transaction, the City or Pension Funds will not be able to recover the value of investment or collateral securities that are in the possession of an outside party. The investment policies for the City and the Pension Funds as it pertains to custodial credit risk for investments were outlined above. The investments held in external investment pools and in open-end mutual funds are not exposed to custodial credit risk because their existence is not evidenced by securities that exist in physical or book entry form. All other investments were held by the Pension Funds and were registered in the name of the Pension Funds.

CITY OF JOLIET, ILLINOIS

Notes to Basic Financial Statements December 31, 2021

4. Cash and Investments

Concentration of Credit Risk - The City's and the Pension Funds' investment policies place no limit on the amount that may be invested in any one issuer; however, diversification of the investment portfolio must be appropriate as to the nature and purpose of the funds using the "prudent person rule". At year-end, the City held investments in the Illinois Funds which represented 100% of total City investments. The Firefighters' Pension Fund had investments (other than U.S. Government and Agency securities and mutual funds) in Insurance Company Contracts of \$19,422,219 (8.18%) which represented 5% or more of total Pension Fund net position at December 31, 2021 of \$237,486,594. The Police Pension Fund had investments (other than U.S. Government and Agency securities and mutual funds) in Insurance Company Contracts of \$17,374,168 (5.28%) which represented 5% or more of total Pension Fund net position at December 31, 2021 of \$328,789,461.

The long-term expected rate of return on the Police and Firefighters' Fund's investments in which best estimate ranges of expected future real rates of return (net of pension plan investment expense and inflation) have been developed for each major asset class. These ranges were combined to produce the long-term expected rate of return by weighting the expected future real rates of return by the target asset allocation percentage and by adding expected inflation. Best estimates or arithmetic real rates of return excluding inflation for each major asset class included in the Funds' target asset allocation as of December 31, 2021 are listed in the tables below:

Police Pension Fund

Asset Class	Long-Term Expected Rate of Return	Long-Term Inflation Expectations	Long-Term Expected Real Rate of Return	Target Allocation
Fixed Income	4.10%	2.50%	1.60%	32.00%
U.S. Equities	7.70%	2.50%	5.20%	30.00%
International Equities	8.10%	2.50%	5.60%	30.00%
Real Estate	7.40%	2.50%	4.90%	5.00%
Cash and Cash Equivalents	2.70%	2.50%	0.20%	3.00%

Firefighters' Pension Fund

Asset Class	Long-Term Expected Real Rate of Return	Target Allocation
U.S. Equities	5.60%	47.00%
International Equities	5.60%	8.00%
Fixed Income	1.00%	35.00%
Real Estate	3.25%	10.00%

Interest Rate Risk - The Firefighters' Pension Fund does not have formal investment policy that limits investment maturities as a means of managing exposure to fair value losses arising from increasing interest rates. The Police Pension Fund's investment policy dictates fixed income securities are to be invested in a ladder of maturities approach with securities generally extending over a ten-year period. As of December 31, 2021, the Pension Funds' fixed income investment maturities (using the segmented time distribution method) and fair values were as follows:

CITY OF JOLIET, ILLINOIS

Notes to Basic Financial Statements December 31, 2021

4. Cash and Investments

Police Pension Fund

Investment Description	Total	Investment Maturities			
	Fair Value 12/31/2021	Less Than One Year	One to Five Years	Five to Ten Years	Over Ten Years
U.S. Treasury Bonds	\$ 19,039	\$ -	\$ -	\$ -	\$ 19,039
U.S. Treasury Notes	48,331,501	3,005,671	31,549,501	13,776,329	-
SBA Loan Pools	45,509	-	22,940	22,569	-
TVA	166,735	-	166,735	-	-
FHLMC	1,091,923	2,807	55,082	603,486	430,548
FNMA	393,395	-	383,858	-	9,537
Corporate Bonds	41,296,450	1,417,963	21,768,643	15,087,765	3,022,079
State and Local Bonds	3,842,482	339,283	1,143,253	906,876	1,453,070

Firefighters' Pension Fund

Investment Description	Total	Investment Maturities			
	Fair Value 12/31/2021	Less Than One Year	One to Five Years	Five to Ten Years	Over Ten Years
U.S. Treasury Notes	\$ 33,051,849	\$ 4,326,191	\$ 17,645,934	\$ 11,079,724	\$ -
TVA	140,209	-	140,209	-	-
GNMA	49,919	-	342	-	49,577
FHLMC	1,562,120	502,485	84,792	533,266	441,577
FNMA	157,514	-	120,326	37,188	-
Corporate Bonds	35,712,112	1,502,624	20,423,626	11,968,741	1,817,121
State and Local Bonds	2,189,368	112,680	770,674	222,078	1,083,936

Credit ratings as described by Standard & Poor's rating agency were as follows for Corporate Bonds and State and Local Government Securities, totals appear in the table on the following page.

CITY OF JOLIET, ILLINOIS

Notes to Basic Financial Statements December 31, 2021

4. Cash and Investments

S&P Rating	Police Pension		Firefighters' Pension	
	Corporate Bonds	State and Local Govt. Securities	Corporate Bonds	State and Local Govt. Securities
AAA	\$ 244,370	\$ 426,468	\$ 357,232	\$ 260,564
AA+	521,170	744,592	302,329	480,594
AA	839,234	1,383,261	670,369	790,666
AA-	1,912,563	328,027	1,692,405	286,312
A+	1,128,864	262,636	1,007,018	162,063
A	5,730,672	-	4,348,541	-
A-	9,923,014	-	8,974,407	-
BBB+	11,322,904	-	9,568,946	-
BBB	2,982,968	-	3,602,915	-
BBB-	3,073,453	-	2,266,072	-
NR	3,617,238	697,498	2,921,878	209,169
Total	<u>\$ 41,296,450</u>	<u>\$ 3,842,482</u>	<u>\$ 35,712,112</u>	<u>\$ 2,189,368</u>

NR - not rated

Credit Risk - The City's and Pension Funds' investment policies do not further limit their investment choices beyond those referred to in the Public Funds Investment Act and/or the Illinois Pension Code. As of December 31, 2021, the City's investment in the Illinois Funds was rated AAA by Standard & Poor's rating agency. The Pension Trust Funds' investments, fair values, and credit ratings as described by Standard & Poor's rating agency were as follows:

CITY OF JOLIET, ILLINOIS

Notes to Basic Financial Statements December 31, 2021

4. Cash and Investments

Investment Description	Police Pension		Firefighters' Pension		Credit Rating
	Total Fair Value 12/31/2021	% of Total Invest- ments	Total Fair Value 12/31/2021	% of Total Invest- ments	
U.S. Government and Agency Securities					
U.S. Treasury Bonds	\$ 19,039	0.01%	\$ -	0.00%	N/A
U.S. Treasury Notes	48,331,501	14.72%	33,051,849	13.95%	N/A
Small Business Administration Loan Pools	45,509	0.01%	-	0.00%	N/A
Tennessee Valley Authority	166,735	0.05%	140,209	0.06%	N/A
Government National Mortgage Association	-	0.00%	49,919	0.02%	N/A
Subtotal	<u>48,562,784</u>	<u>14.79%</u>	<u>33,241,977</u>	<u>14.03%</u>	
U.S. Government Sponsored Agency Securities					
Federal Home Loan Mortgage Corporation	1,091,923	0.33%	1,562,120	0.66%	AA+
Federal National Mortgage Association	393,395	0.12%	157,514	0.07%	AA+
Subtotal	<u>1,485,318</u>	<u>0.45%</u>	<u>1,719,634</u>	<u>0.73%</u>	
State and Local Government Securities	<u>3,842,482</u>	<u>1.17%</u>	<u>2,189,368</u>	<u>0.92%</u>	See page 53
Insurance Company Contracts	<u>17,374,168</u>	<u>5.29%</u>	<u>19,422,219</u>	<u>8.19%</u>	N/A
Money Market Mutual Funds	<u>17,185,875</u>	<u>5.24%</u>	<u>8,935,784</u>	<u>3.77%</u>	AAAm
Mutual Funds	<u>198,545,321</u>	<u>60.48%</u>	<u>135,789,082</u>	<u>57.29%</u>	N/A
Corporate Bonds	<u>41,296,450</u>	<u>12.58%</u>	<u>35,712,112</u>	<u>15.07%</u>	See page 53
Total Investments	<u>\$ 328,292,398</u>	<u>100.00%</u>	<u>\$ 237,010,176</u>	<u>100.00%</u>	

N/A - Rating not required.

CITY OF JOLIET, ILLINOIS

Notes to Basic Financial Statements December 31, 2021

4. Cash and Investments

Foreign Currency Risk - the Police Pension Fund's investments in foreign obligations and the Firefighters' Pension Fund's investments in foreign stocks were denominated in U.S. currency and therefore are not subject to foreign currency risk.

A reconciliation of the City's cash and investment balances as reported in the basic financial statements and the deposits and investments presented in this note is as follows:

Cash and Investments (Note Above)

Cash - Carrying Amount of Deposits	\$ 39,527,863
Cash on Hand	4,066
Investments - City Investment in Illinois Funds	116,287,729
Investments - Police Pension Fund	328,292,398
Investments - Firefighters' Pension Fund	237,010,176
Total	<u>\$ 721,122,232</u>

Cash and Investments (Basic Financial Statements)

Primary Government Cash - Statement of Net Position	\$ 48,068,679
Primary Government Escrow Deposits - Statement of Net Position	2,549,125
Primary Government Investments - Statement of Net Position	104,997,052
Pension Trust Funds Cash - Statement of Fiduciary Net Position	204,802
Pension Trust Funds Investments - Statement of Fiduciary Net Position	565,302,574
Total	<u>\$ 721,122,232</u>

Discretely Presented Component Units

The Joliet Public Library and the Will County Metropolitan Exposition and Auditorium Authority are authorized by the Illinois Compiled Statutes to invest in instruments similar to the City as noted above.

Joliet Public Library:

At December 31, 2021, the Library's cash consisted of demand deposits held at local financial institutions. The carrying amount of the Library's deposits was \$567,566 and the bank balance was \$1,235,608. In addition, the Library had \$481 invested in the Illinois Funds and \$8,080,918 invested in IPRIME at year end.

Custodial Credit Risk - The Library's investment policy requires the pledging of collateral of all bank balances in excess of the federal depository insurance with the collateral held by a third party in the Library's name. At year end, the entire amount of the bank balance of deposits was covered by collateral, federal depository, or equivalent insurance.

CITY OF JOLIET, ILLINOIS

Notes to Basic Financial Statements December 31, 2021

4. Cash and Investments

Will County Metropolitan Exposition and Auditorium Authority:

At June 30, 2021, the Authority's cash consisted of \$40,583 of petty cash on hand and demand deposits held at local financial institutions. The carrying amount of the Authority's deposits was \$2,533,899 and the bank balance was \$2,572,785. The Authority had investments in money market mutual funds of \$10,801 which were classified in level 1 of the fair value hierarchy. The Authority also had investments of \$871,841, comprised of mutual funds of \$871,841 which were valued using Level 2 inputs.

Riverwalk Homes, LLC:

At December 31, 2021, the LLC's cash consisted of \$500 of petty cash and demand deposits held at local financial institutions. The LLC is a for profit organization that reports under standards set by the Financial Accounting Standards Board. As such, reporting requirements for deposits and investments are different from GASB requirements. At year end, the carrying amount of the LLC's deposits was \$3,943,585 and the bank balance was \$4,029,300. Deposit and investment risk disclosures were not available.

The Joliet Area Historical Museum:

The Museum is a nonprofit organization that reports under standards set by the Financial Accounting Standards Board. As such, reporting requirements for deposits and investments are different from GASB requirements. At year end June 30, 2021, the Museum maintained cash of \$140,337, which includes \$3,385 of cash on hand, and investments in money market mutual funds of \$47,145. Deposit and investment risk disclosures were not available.

5. Budgetary Reporting

The budget is prepared on the same basis and uses the same accounting principles as are used to prepare the financial statements. No supplemental appropriations were made during the year. The budget information is presented in this report in all cases where annual appropriations are required. Unexpended budgeted amounts lapse at the end of the budget year. Spending control for most funds is established by the amount of expenditures budgeted for the fund, but management control is exercised at budgetary line-item levels. The following is a summary of funds that incurred expenditures in excess of the final budget along with the amounts of the excess: Grants and Special Revenue Fund, \$402,282; Tax Incremental Financing Fund #4, \$105; Tax Incremental Financing Fund #5, \$8,340; General Debt Service Fund, \$1,100; and Capital Improvement Fund, \$4,210,617.

CITY OF JOLIET, ILLINOIS

Notes to Basic Financial Statements December 31, 2021

6. Interfund Balances and Transfers

Interfund transfers during the year ended December 31, 2021 were as follows:

<u>Fund</u>	<u>Interfund</u>	
	<u>Transfers In</u>	<u>Transfers Out</u>
General Fund:		
Nonmajor Governmental Funds	\$ -	\$ 10,751,133
Water and Sewer Fund	1,194,009	-
Total General Fund	<u>1,194,009</u>	<u>10,751,133</u>
Nonmajor Governmental Funds:		
General Fund	10,751,133	-
Nonmajor Governmental Funds	50,000	50,000
Total Nonmajor Governmental Funds	<u>10,801,133</u>	<u>50,000</u>
Water and Sewer Fund:		
General Fund	-	1,194,009
Nonmajor Enterprise Fund	-	213,733
Total Water and Sewer Fund	<u>-</u>	<u>1,407,742</u>
Nonmajor Enterprise Fund:		
Water and Sewer Fund	213,733	-
Total Nonmajor Enterprise Fund	<u>213,733</u>	<u>-</u>
Grand Total	<u>\$ 12,208,875</u>	<u>\$ 12,208,875</u>

Routine Transfers

The above transfers were made to move monies between funds to finance operations and various programs in accordance with budgetary authorizations approved by the City Council. The General Fund transferred \$10,751,133 to the Capital Improvement Fund (a nonmajor capital projects fund) as part of the annual funding of capital projects.

During the course of operations, numerous transactions occur between individual funds that may result in amounts owed between funds. Short-term interfund loans are reported as "internal receivables and payables." The purpose of most short-term loans is to cover temporary cash shortfalls in funds with deficit cash positions, all of which are expected to be repaid within one year. Internal (interfund) balances at December 31, 2021 were as follows:

CITY OF JOLIET, ILLINOIS

Notes to Basic Financial Statements December 31, 2021

6. Interfund Balances and Transfers

Fund	Internal Balances	
	Receivable	Payable
General Fund:		
Evergreen Terrace II Fund	\$ 15,216,518	\$ -
Motor Fuel Tax Fund	-	320,592
Nonmajor Governmental Funds	519,614	-
Nonmajor Enterprise Funds	1,317,016	-
Total General Fund	<u>17,053,148</u>	<u>320,592</u>
Evergreen Terrace II Fund:		
General Fund	-	15,216,518
Total Evergreen Terrace II Fund	<u>-</u>	<u>15,216,518</u>
Motor Fuel Tax Fund:		
General Fund	320,592	-
Total Motor Fuel Tax Fund	<u>320,592</u>	<u>-</u>
Nonmajor Governmental Funds:		
General Fund	-	519,614
Total Nonmajor Governmental Funds	<u>-</u>	<u>519,614</u>
Nonmajor Enterprise Fund:		
General Fund	-	1,317,016
Total Nonmajor Enterprise Fund	<u>-</u>	<u>1,317,016</u>
Grand Total	<u>\$ 17,373,740</u>	<u>\$ 17,373,740</u>

Due to Primary Government – Due from Component Unit

In a prior fiscal year, the City transferred \$11,472,658 to Riverwalk Homes, LLC as a loan to be used to effectively purchase the Evergreen Terrace property. Riverwalk Homes, LLC has recorded a noncurrent liability to represent the amount of the loan to be repaid to the City. As of December 31, 2021, a formal loan payment schedule had not been determined and the agreed interest rate was established at 0%. The loan is expected to be repaid through annual payments based on revenues earned by the LLC in excess of expenses incurred. During the year ended December 31, 2021, \$861,184 was repaid by Riverwalk Homes, LLC to the City based on fiscal activity that occurred prior to December 31, 2020, thereby reducing the outstanding loan balance to \$8,997,929, which is reported by the City as "Due from Component Unit" in the Statement of Net Position.

CITY OF JOLIET, ILLINOIS

Notes to Basic Financial Statements December 31, 2021

6. Interfund Balances and Transfers

In 2019, the City passed a resolution to execute a Predevelopment Loan Agreement (Promissory Note) with Riverwalk Homes, LLC for an amount not to exceed \$2,000,000. The purpose of the Predevelopment Loan Agreement is to provide financing that will enable Riverwalk Homes, LLC to pay certain predevelopment costs related to the expected reduction of 179 units on the property. Interest accrues monthly at a rate of 6.00%. The Promissory Note is expected to be repaid when Riverwalk Homes, LLC secures Development Financing for the Redevelopment Project. The entire outstanding balance of the Promissory Note plus all accrued and unpaid interest is due and payable on the earlier of (i) the date of closing of any Development Financing, or (ii) October 23, 2022. The term may be extended for a period of 12 months if certain conditions are met. As of December 31, 2021, the City has loaned \$60,695 to Riverwalk Homes, LLC, which is reported by the City as "Due from Component Unit" in the Statement of Net Position.

During the year ended December 31, 2021, the City loaned the Joliet Public Library \$75,334 for debt interest payments. The loan is expected to be repaid when the Joliet Public Library receives grant funds. The loan is reported by the City as "Due from Component Unit" in the Statement of Net Position.

CITY OF JOLIET, ILLINOIS

Notes to Basic Financial Statements December 31, 2021

7. Capital Assets

Capital asset activity for the year ended December 31, 2021 was as follows:

Primary Government	Balance 12/31/2020	Additions	Reductions	Balance 12/31/2021
Governmental Activities:				
<i>Capital Assets not Being Depreciated:</i>				
Land	\$ 18,879,736	\$ -	\$ -	\$ 18,879,736
Construction in Progress	12,114,347	10,802,985	358,318	22,559,014
Subtotal	<u>30,994,083</u>	<u>10,802,985</u>	<u>358,318</u>	<u>41,438,750</u>
<i>Depreciable Capital Assets:</i>				
Infrastructure	512,630,876	638,738	-	513,269,614
Land Improvements	11,390,359	708,172	-	12,098,531
Buildings	76,393,190	126,480	-	76,519,670
Equipment	64,921,788	5,145,556	663,080	69,404,264
Furniture and Fixtures	8,068	-	-	8,068
Subtotal	<u>665,344,281</u>	<u>6,618,946</u>	<u>663,080</u>	<u>671,300,147</u>
Total at Historical Cost	<u>696,338,364</u>	<u>17,421,931</u>	<u>1,021,398</u>	<u>712,738,897</u>
<i>Less Accumulated Depreciation for:</i>				
Infrastructure	228,189,155	12,679,594	-	240,868,749
Land Improvements	5,988,740	754,335	-	6,743,075
Buildings	34,824,850	900,326	-	35,725,176
Equipment	52,674,538	2,686,288	663,080	54,697,746
Furniture and Fixtures	8,068	-	-	8,068
Total Accumulated Depreciation	<u>321,685,351</u>	<u>17,020,543</u>	<u>663,080</u>	<u>338,042,814</u>
Governmental Activities Capital Assets, Net	<u>\$ 374,653,013</u>	<u>\$ 401,388</u>	<u>\$ 358,318</u>	<u>\$ 374,696,083</u>

CITY OF JOLIET, ILLINOIS

Notes to Basic Financial Statements
December 31, 2021

7. Capital Assets

Depreciation expense was charged to the City's governmental functions as follows:

General Government	\$ 1,136,010
Public Safety	1,609,768
Public Works	12,659,280
Culture and Recreation	41,660
Community Development	<u>1,573,825</u>

Total Depreciation Expense \$ 17,020,543

	Balance 12/31/2020	Additions	Reductions	Balance 12/31/2021
Primary Government				
Business-Type Activities:				
<i>Capital Assets not Being Depreciated:</i>				
Land	\$ 4,688,836	\$ 663,320	\$ -	\$ 5,352,156
Construction in Progress	61,459,410	25,555,500	24,406,670	62,608,240
Subtotal	<u>66,148,246</u>	<u>26,218,820</u>	<u>24,406,670</u>	<u>67,960,396</u>
<i>Depreciable Capital Assets:</i>				
Waterworks and Sewerage System	587,449,759	40,983,250	-	628,433,009
Parking Decks and Lots	7,267,770	-	-	7,267,770
Equipment	33,290,130	1,161,527	48,598	34,403,059
Subtotal	<u>628,007,659</u>	<u>42,144,777</u>	<u>48,598</u>	<u>670,103,838</u>
Total at Historical Cost	<u>694,155,905</u>	<u>68,363,597</u>	<u>24,455,268</u>	<u>738,064,234</u>
<i>Less Accumulated Depreciation for:</i>				
Waterworks and Sewerage System	217,617,159	13,225,530	-	230,842,689
Parking Decks and Lots	5,565,884	145,740	-	5,711,624
Equipment	19,561,093	2,060,143	48,598	21,572,638
Total Accumulated Depreciation	<u>242,744,136</u>	<u>15,431,413</u>	<u>48,598</u>	<u>258,126,951</u>
 Business-Type Capital Assets, Net	 <u>\$ 451,411,769</u>	 <u>\$ 52,932,184</u>	 <u>\$ 24,406,670</u>	 <u>\$ 479,937,283</u>

Depreciation expense of \$15,271,071 and \$160,342 was charged to the Water and Sewer and Parking Facilities functions, respectively.

CITY OF JOLIET, ILLINOIS

Notes to Basic Financial Statements December 31, 2021

7. Capital Assets

<u>Component Units</u>	<u>Balance 12/31/2020</u>	<u>Additions</u>	<u>Reductions</u>	<u>Balance 12/31/2021</u>
Joliet Public Library	\$ 28,258,625	\$ 5,797,757	\$ 565,151	\$ 33,491,231
Less Accumulated Depreciation	<u>15,839,192</u>	<u>1,075,051</u>	<u>565,151</u>	<u>16,349,092</u>
Joliet Public Library Capital Assets, Net	<u>\$ 12,419,433</u>	<u>\$ 4,722,706</u>	<u>\$ -</u>	<u>\$ 17,142,139</u>
Riverwalk Homes, LLC	\$ 13,321,936	\$ 120,055	\$ -	\$ 13,441,991
Less Accumulated Depreciation	<u>1,164,823</u>	<u>399,691</u>	<u>-</u>	<u>1,564,514</u>
Riverwalk Homes, LLC Capital Assets, Net	<u>\$ 12,157,113</u>	<u>(\$ 279,636)</u>	<u>\$ -</u>	<u>\$ 11,877,477</u>
	<u>Balance 6/30/2020</u>	<u>Additions</u>	<u>Reductions</u>	<u>Balance 6/30/2021</u>
W.C.M.E.A.A.	\$ 17,514,353	\$ 132,234	\$ -	\$ 17,646,587
Less Accumulated Depreciation	<u>11,797,324</u>	<u>393,424</u>	<u>-</u>	<u>12,190,748</u>
W.C.M.E.A.A. Capital Assets, Net	<u>\$ 5,717,029</u>	<u>(\$ 261,190)</u>	<u>\$ -</u>	<u>\$ 5,455,839</u>
Joliet Area Historical Museum	\$ 987,671	\$ -	\$ -	\$ 987,671
Less Accumulated Depreciation	<u>474,545</u>	<u>51,536</u>	<u>-</u>	<u>526,081</u>
Joliet Area Historical Museum Capital Assets, Net	<u>\$ 513,126</u>	<u>(\$ 51,536)</u>	<u>\$ -</u>	<u>\$ 461,590</u>

CITY OF JOLIET, ILLINOIS

Notes to Basic Financial Statements December 31, 2021

8. Pension and Retirement Fund Commitments

Illinois Municipal Retirement Fund

Plan Description

The City's defined benefit pension plan for regular employees provides retirement and disability benefits, post-retirement increases, and death benefits to plan members and beneficiaries. The amounts presented in this note are the combined totals for the City and the discretely presented component unit, the Library, as the employees of the Library are included in the City's IMRF Plan. IMRF does not calculate the Library's portion of the amounts presented in this note separate from the City. The Library's employees' total annual wages subject to IMRF comprise 9% of the total annual wages of the Plan. Therefore, the City has allocated 9% of the total net pension liability and deferred inflows and outflows to the Library. The City's plan is managed by the Illinois Municipal Retirement Fund (IMRF), the administrator of an agent multiple-employer public pension fund. A summary of IMRF's pension benefits is provided in the "Benefits Provided" section of this document. Details of all benefits are available from IMRF. Benefit provisions are established by statute and may only be changed by the General Assembly of the State of Illinois. IMRF issues a publicly available Annual Comprehensive Financial Report that includes financial statements, detailed information about the pension plan's fiduciary net position, and required supplementary information. The report is available for download at www.imrf.org.

Benefits Provided

IMRF has three benefit plans. The vast majority of IMRF members participate in the Regular Plan (RP). The Sheriff's Law Enforcement Personnel (SLEP) plan is for sheriffs, deputy sheriffs, and selected police chiefs. Counties could adopt the Elected County Official (ECO) plan for officials elected prior to August 8, 2011 (the ECO plan was closed to new participants after that date).

All three IMRF benefit plans have two tiers. Employees hired before January 1, 2011, are eligible for Tier 1 benefits. Tier 1 employees are vested for pension benefits when they have at least eight years of qualifying service credit. Tier 1 employees who retire at age 55 (at reduced benefits) or after age 60 (at full benefits) with eight years of service are entitled to an annual retirement benefit, payable monthly for life, in an amount equal to 1-2/3% of the final rate of earnings for the first 15 years of service credit, plus 2% for each year of service credit after 15 years to a maximum of 75% of their final rate of earnings. Final rate of earnings is the highest total earnings during any consecutive 48 months within the last 10 years of service, divided by 48. Under Tier 1, the pension is increased by 3% of the original amount on January 1 every year after retirement.

Employees hired on or after January 1, 2011 are eligible for Tier 2 benefits. For Tier 2 employees, pension benefits vest after ten years of service. Participating employees who retire at age 62 (at reduced benefits) or after age 67 (at full benefits) with ten years of service are entitled to an annual retirement benefit, payable monthly for life, in an amount equal to 1-2/3% of the final rate of earnings for the first 15 years of service credit, plus 2% for each year of service credit after 15 years to a maximum of 75% of their final rate of earnings. Final rate of earnings is the highest total earnings during any 96 consecutive months within the last 10 years of service, divided by 96. Under Tier 2, the pension is increased on January 1 every year after retirement, upon reaching age 67, by the lesser of:

- 3% of the original pension amount, or
- 1/2 of the increase in the Consumer Price Index of the original pension amount.

CITY OF JOLIET, ILLINOIS

Notes to Basic Financial Statements December 31, 2021

8. Pension and Retirement Fund Commitments

Employees Covered by Benefit Terms

At December 31, 2021, the following employees were covered by the benefit terms:

	<u>Regular</u>
Inactive Plan Members and Beneficiaries Currently Receiving Benefits	499
Inactive Plan Members Entitled to But Not Yet Receiving Benefits	237
Active Plan Members	<u>447</u>
Total	<u><u>1,183</u></u>

Contributions

As set by statute, the City's Regular Plan Members are required to contribute 4.5% of their annual covered salary. The statute requires employers to contribute the amount necessary, in addition to member contributions, to finance the retirement coverage of its own employees. The City's annual contribution rate for calendar year 2021 was 17.83%. For the fiscal year ended December 31, 2021, the City contributed \$7,105,666 to the plan. The City also contributes for disability benefits, death benefits, and supplemental retirement benefits, all of which are pooled at the IMRF level. Contribution rates for disability and death benefits are set by IMRF's Board of Trustees, while the supplemental retirement benefits rate is set by statute.

Net Pension (Asset)/Liability

The City's net pension (asset)/liability was measured as of December 31, 2021. The total pension liability used to calculate the net pension (asset)/liability was determined by an actuarial valuation as of that date.

Actuarial Assumptions

The following are the methods and assumptions used to determine total pension liability at December 31, 2021:

- The Actuarial Cost Method used was Entry Age Normal.
- The Asset Valuation Method used was Market Value of Assets.
- The Inflation Rate was assumed to be 2.25%.
- Salary Increases were expected to be 2.85% to 13.75%, including inflation.
- The Investment Rate of Return was assumed to be 7.25%.
- Projected Retirement Age was from the Experience-based Table of Rates, specific to the type of eligibility condition, last updated for the 2020 valuation according to an experience study from years 2017 to 2019.
- An IMRF specific mortality table was used. For non-disabled retirees, the Pub-2010, Amount-Weighted, below-median income, General, Retiree, Male (adjusted 106%) and Female (adjusted 105%) tables, and future mortality improvements projected using scale MP-2020. For disabled retirees, the Pub-2010, Amount-Weighted, below-median income, General, Disabled Retiree, Male and Female (both unadjusted) tables, and future mortality improvements projected using scale MP-2020. For active members, the Pub-2010, Amount-Weighted, below-median income, General, Employee, Male and Female (both unadjusted) tables, and future mortality improvements projected using scale MP-2020.

CITY OF JOLIET, ILLINOIS

Notes to Basic Financial Statements
December 31, 2021

8. Pension and Retirement Fund Commitments

The long-term expected rate of return on pension plan investments was determined using a building-block method in which best-estimate ranges of expected future real rates of return (expected returns, net of pension plan investment expense, and inflation) are developed for each major asset class. These ranges are combined to produce the long-term expected rate of return by weighting the expected future real rates of return to the target asset allocation percentage and adding expected inflation. The target allocation and best estimates of geometric real rates of return for each major asset class are summarized in the following table:

Asset Class	Target Percentage	Long-Term Expected Real Rate of Return
Domestic Equity	39.00%	4.50%
International Equity	15.00%	5.75%
Fixed Income	25.00%	2.00%
Real Estate	10.00%	5.90%
Alternative Investments	10.00%	4.30-8.10%
Cash Equivalents	1.00%	1.70%
Total	100.00%	

Discount Rate

A Single Discount Rate of 7.25% was used to measure the total pension liability for the Regular Plan. The projection of cash flow used to determine this Single Discount Rate assumed that the plan members' contributions will be made at the current contribution rate, and that employer contributions will be made at rates equal to the difference between actuarially determined contribution rates and the member rate. The Single Discount Rate reflects:

1. The long-term expected rate of return on pension plan investments (during the period in which the fiduciary net position is projected to be sufficient to pay benefits), and
2. The tax-exempt municipal bond rate based on an index of 20-year general obligation bonds with an average AA credit rating (which is published by the Federal Reserve) as of the measurement date (to the extent that the contributions for use with the long-term expected rate of return are not met).

For the purpose of the most recent valuation, the expected rate of return on plan investments is 7.25%, the municipal bond rate is 1.84%, and the resulting single discount rate was 7.25%.

CITY OF JOLIET, ILLINOIS

Notes to Basic Financial Statements
December 31, 2021

8. Pension and Retirement Fund Commitments

Changes in the Net Pension (Asset)/Liability

	<u>Regular Plan</u>
Total Pension Liability	
Service Cost	\$ 3,312,881
Interest	20,258,660
Differences Between Expected and Actual Experience	1,931,125
Benefit Payments, Including Refunds of Plan Member Contributions	(17,674,500)
Net Change in Total Pension Liability	7,828,166
Total Pension Liability - Beginning	<u>286,610,600</u>
Total Pension Liability - Ending	<u>294,438,766</u>
Plan Fiduciary Net Position	
Contributions from Employer	7,105,666
Contributions from Plan Members	1,616,650
Pension Plan Net Investment Income	45,358,494
Benefit Payments, Including Refunds of Plan Member Contributions	(17,674,500)
Other Changes	(791,395)
Net Change in Plan Fiduciary Net Position	35,614,915
Plan Fiduciary Net Position - Beginning	<u>262,895,708</u>
Plan Fiduciary Net Position - Ending	<u>298,510,623</u>
Net Pension (Asset)/Liability - Ending	<u>(\$ 4,071,857)</u>

The Library has been allocated (\$366,467) of the ending net pension (asset)/liability of (\$4,071,857) with the remaining (\$3,705,390) being reported by the City.

Sensitivity of the Net Pension (Asset)/Liability to Changes in the Discount Rate

The following presents the plan's net pension (asset)/liability, calculated using a Single Discount Rate of 7.25%, for the Regular Plan as well as what the plan's net pension (asset)/liability would be if it were calculated using a Single Discount Rate that is 1% lower or 1% higher:

<i>Regular Plan</i>	1% Decrease (6.25%)	Current Discount Rate (7.25%)	1% Increase (8.25%)
City's Net Pension (Asset)/Liability	\$ 28,729,707	(\$ 3,719,641)	(\$ 29,656,728)
Library - Component Unit's			
Net Pension (Asset)/Liability	<u>2,720,438</u>	(<u>352,216</u>)	(<u>2,808,218</u>)
Total Net Pension (Asset)/Liability	<u>\$ 31,450,145</u>	(<u>\$ 4,071,857</u>)	(<u>\$ 32,464,946</u>)

CITY OF JOLIET, ILLINOIS

Notes to Basic Financial Statements
December 31, 2021

8. Pension and Retirement Fund Commitments

Pension Expense and Deferred Outflows of Resources and Deferred Inflows of Resources Related to Pensions

For the year ended December 31, 2021, the City recognized pension income of 4,852,839, for the Regular Plan. At December 31, 2021, the City reported deferred outflows of resources and deferred inflows of resources related to pensions from the following sources:

	City		Regular Plan Library - Component Unit		Total	
	Deferred Outflows of Resources	Deferred Inflows of Resources	Deferred Outflows of Resources	Deferred Inflows of Resources	Deferred Outflows of Resources	Deferred Inflows of Resources
Deferred Amounts Related to Pensions						
<i>Deferred Amounts to be Recognized in Pension Expense in Future Periods</i>						
Differences between Expected and Actual Experience	\$ 4,047,735	\$ -	\$ 383,283	\$ -	\$4,431,018	\$ -
Changes of Assumptions	911,028	1,111,323	86,266	105,232	997,294	1,216,555
Net Difference between Projected and Actual Earnings on Pension Plan Investments	-	32,819,601	-	3,107,713	-	35,927,314
Total Deferred Amounts Related to Pensions	<u>\$ 4,958,763</u>	<u>\$33,930,924</u>	<u>\$ 469,549</u>	<u>\$3,212,945</u>	<u>\$5,428,312</u>	<u>\$37,143,869</u>

The Library has been allocated \$488,548 and \$3,342,948 of the ending deferred outflows and deferred inflows of resources, respectively, with the remaining \$4,939,764 and \$33,800,921 of the ending deferred outflows and deferred inflows of resources, respectively being reported by the City.

Amounts of deferred outflows of resources and deferred inflows of resources related to pensions will be recognized in pension expense in future periods as follows:

Year Ending December 31,	Regular Plan	
	City Net Deferred Inflows of Resources	Library - Component Unit Net Deferred Inflows of Resources
2022	\$ 4,696,188	\$ 444,686
2023	11,922,902	1,128,989
2024	7,656,498	724,999
2025	4,696,573	444,722
Total	<u>\$ 28,972,161</u>	<u>\$ 2,743,396</u>

CITY OF JOLIET, ILLINOIS

Notes to Basic Financial Statements December 31, 2021

8. Pension and Retirement Fund Commitments

Police Pension and Firefighter's Pension Plans

Plan Descriptions

The City contributes to two single employer defined benefit pension plans: the Joliet Police Pension Plan and the Joliet Firefighters' Pension Plan (Plans). Each plan provides retirement, disability, and death benefits, and annual cost-of-living adjustments to plan members and beneficiaries. Sworn Police and Fire personnel are covered by the Plans. The Plans are part of the City of Joliet's financial reporting entity and are included in the City's financial report as pension trust funds.

Although these are single-employer pension plans, the defined benefits and employee and employer contribution requirements are governed by Illinois Compiled Statutes and may only be amended by the Illinois legislature. The Joliet Police Pension Fund is administered by the Joliet Police Pension Board of Trustees. Two members of the Police Pension Board are appointed by the City's Mayor, one member is elected by pension beneficiaries, and two members are elected by active police employees. The Joliet Firefighters' Pension Fund is administered by the Joliet Firefighters' Pension Board of Trustees. Two members of the Firefighters' Pension Board are appointed by the City's Mayor, one member is elected by pension beneficiaries, and two members are elected by active firefighter employees.

Participating employees are required to contribute 9.91% and 9.455% of their salary to the Police and Firefighters' Plans, respectively. If a participating employee leaves the covered employment, other than due to employment connected disability or death, before 20 years of credited service, accumulated employee contributions are refundable to the employee. The City is required to contribute the remaining amounts necessary to finance the plans and the administrative costs as actuarially determined by an enrolled actuary. Effective January 1, 2011, the City has until the year 2040 to fund 90% of the past service cost for the Police and Firefighters' Pension Plans. For the year ended December 31, 2021, the City's contributions were 66.22% and 65.46% of covered payroll for the Police and Firefighters' Pension Plans, respectively.

Rather than use annual actuarial information provided by the Illinois Division of Insurance, the City of Joliet has commissioned its own actuarial study by Lauterbach & Amen, LLP of Naperville, Illinois. Lauterbach & Amen, LLP bases the information that is included in the required supplementary information on actuarial calculations.

At January 1, 2021 (the date of the latest actuarial valuation) membership in each plan consisted of the following:

	Police Pension	Firefighters' Pension
Inactive Plan Members and Beneficiaries Currently Receiving Benefits	210	175
Inactive Plan Members Entitled to But Not Yet Receiving Benefits	21	2
Active Plan Members	256	202
Total	487	379

CITY OF JOLIET, ILLINOIS

Notes to Basic Financial Statements December 31, 2021

8. Pension and Retirement Fund Commitments

Summary of Significant Accounting Policies and Plan Asset Matters

Basis of Accounting

The Police Pension Fund and the Firefighters' Pension Fund are pension trust funds and are accounted for by the accrual basis of accounting. Employee and employer contributions are recognized as additions when due, pursuant to formal commitments, as well as statutory or contractual requirements. Benefits and refunds are recognized when due and payable in accordance with the terms of each plan.

Method Used to Value Investments

Plan investments are reported at fair value. Short-term investments are reported at cost, which approximates fair value. Securities traded on national exchanges are valued at the last reported sales price. Investments that do not have an established market are reported at estimated fair value. Details regarding cash and investments are disclosed in note 4.

Net Pension Liability

The components of the net pension liability of the Police and Firefighters' Pension Plans as of December 31, 2021 were as follows:

	Police Pension	Firefighters' Pension
Total Pension Liability	\$483,762,383	\$358,128,719
Plan Fiduciary Net Position	<u>328,789,461</u>	<u>237,486,594</u>
Net Pension Liability	<u>\$ 154,972,922</u>	<u>\$ 120,642,125</u>
Plan Fiduciary Net Position as a Percentage of the Total Pension Liability	67.97%	66.31%

See the schedule of changes in the employer's net pension liability and related ratios in the required supplementary information for additional information related to the funded status of the Plans.

Actuarial Assumptions

The total pension liability for each pension plan was determined by actuarial valuations as of December 31, 2021 based on information rolled forward from actuarial valuation reports as of January 1, 2021, using the following actuarial assumptions, applied to all periods included in the measurement:

Valuation Date: January 1, 2021 - Actuarially determined contribution rates are calculated as of January 1, which is 24 months prior to the end of the fiscal year in which contributions are reported.

CITY OF JOLIET, ILLINOIS

Notes to Basic Financial Statements
December 31, 2021

8. Pension and Retirement Fund Commitments

Actuarial Cost Method: Entry Age Normal.

Amortization Method: Level percentage of pay (Closed).

Remaining Amortization Period: 24 years.

Asset Valuation Method: 4-year smoothed market (fair) value.

Inflation: 2.25%.

Salary Increases: Police 4.00% - 35.93%; Firefighters' 3.75% - 30.71%.

Projected Increase in Total Payroll: 3.25%.

Investment Rate of Return: 6.50% as of the January 1, 2021 valuation.

Postretirement Benefit Increases: Postretirement benefit increases are 3.00%, compounded, for Tier 1 employees, and 3.00% or one-half of the annual increase in the Consumer Price Index, whichever is less, simple, for Tier 2 employees.

Mortality Table: Pub-2010 Adjusted for Plan Status, Demographics, and Illinois Public Pension Data, as Appropriate.

Retirement Rates: Joliet Police/Firefighters' Retirement Rates Capped at Age 58.

Termination Rates: 100% of L&A 2020 Illinois Police/Firefighters' Termination Rates.

Disability Rates: 100% of L&A 2020 Illinois Police/Firefighters' Disability Rates.

Discount Rates

A single discount rate of 6.50% and 6.50% was used to measure the total pension liability for the Police Pension Plan and the Firefighters' Pension Plan, respectively. The single discount rates were based on the expected rate of return on pension plan investments of 6.50% and the municipal bond rate of 2.06% (changed from 2.12% in 2020). The projection of cash flows used to determine this single discount rate assumed that plan member contributions will be made at the current contribution rate and that employer contributions will be made at rates equal to the difference between actuarially determined contribution rates and the member rate.

The single discount rate is calculated the same way as the single discount rate is for IMRF mentioned earlier.

CITY OF JOLIET, ILLINOIS

Notes to Basic Financial Statements
December 31, 2021

8. Pension and Retirement Fund Commitments

Changes in the Net Pension Liability

	Police Pension Plan	Firefighters' Pension Plan
Total Pension Liability		
Service Cost	\$ 8,802,448	\$ 7,425,951
Interest	29,560,386	21,841,465
Differences Between Expected and Actual Experience	(9,877,244)	(10,860,716)
Benefit Payments, Including Refunds of Plan Member Contributions	(19,067,076)	(14,072,204)
Net Change in Total Pension Liability	9,418,514	4,334,496
Total Pension Liability - Beginning	474,343,869	353,794,223
Total Pension Liability - Ending	<u>483,762,383</u>	<u>358,128,719</u>
Plan Fiduciary Net Position		
Contributions from Employer	17,822,557	14,839,206
Contributions from Plan Members	2,845,339	2,285,214
Other Contributions	434,118	105,358
Pension Plan Net Investment Income	35,015,340	28,494,191
Benefit Payments, Including Refunds of Plan Member Contributions	(19,067,076)	(14,072,204)
Pension Plan Administrative Expense	(111,971)	(95,108)
Net Change in Plan Fiduciary Net Position	36,938,307	31,556,657
Plan Fiduciary Net Position - Beginning	291,851,154	205,929,937
Plan Fiduciary Net Position - Ending	<u>328,789,461</u>	<u>237,486,594</u>
Net Pension Liability - Ending	<u>\$ 154,972,922</u>	<u>\$ 120,642,125</u>

Discount Rate Sensitivity

The following is a sensitivity analysis of the net pension liability to changes in the discount rate. The table below presents the pension liability of the City calculated using the discount rate of 6.50% and 6.50% for the Police and Firefighters' Pension Plans, respectively, as well as what the City's net pension liability would be if it were calculated using a discount rate that is 1% lower or 1% higher than the current rate:

	1% Decrease (5.50%)	Current Discount Rate (6.50%)	1% Increase (7.50%)
Police Pension			
City's Net Pension Liability	\$ 228,235,683	\$ 154,972,922	\$ 95,704,918
Firefighters' Pension			
City's Net Pension Liability	\$ 173,337,740	\$ 120,642,125	\$ 77,804,957

CITY OF JOLIET, ILLINOIS

Notes to Basic Financial Statements
December 31, 2021

8. Pension and Retirement Fund Commitments

Pension Expense and Deferred Outflows of Resources and Deferred Inflows of Resources Related to Pensions

For the year ended December 31, 2021, the City recognized pension expense of \$9,467,743 and \$6,138,964 for the Police and Firefighters' Pension Plans, respectively. At December 31, 2021, the City reported deferred outflows of resources and deferred inflows of resources related to pensions from the following sources:

	Police Pension Plan		Firefighters' Pension Plan	
	Deferred Outflows of Resources	Deferred Inflows of Resources	Deferred Outflows of Resources	Deferred Inflows of Resources
Deferred Amounts Related to Pensions				
<i>Deferred Amounts to be Recognized in Pension Expense in Future Periods</i>				
Differences between Expected and Actual Experience	\$ 2,314,380	\$ 10,020,545	\$ 5,787,406	\$ 12,944,465
Changes of Assumptions	12,072,553	5,903,316	6,066,977	915,117
Net Difference between Projected and Actual Earnings on Pension Plan Investments	-	24,894,906	-	23,009,043
Total Deferred Amounts Related to Pensions	<u>\$ 14,386,933</u>	<u>\$ 40,818,767</u>	<u>\$ 11,854,383</u>	<u>\$ 36,868,625</u>

Amounts of deferred outflows of resources and deferred inflows of resources related to pensions will be recognized in pension expense in future periods as follows:

	Police Pension Plan	Firefighters' Pension Plan
	Net Deferred Inflows of Resources	Net Deferred Inflows of Resources
Year Ending December 31,		
2022	\$ 3,677,143	\$ 5,426,334
2023	8,377,872	8,056,920
2024	7,272,906	5,005,591
2025	6,355,364	5,361,751
2026	748,549	1,163,646
Total	<u>\$ 26,431,834</u>	<u>\$ 25,014,242</u>

Investment Rate of Return

For the year ended December 31, 2021, the annual money-weighted rate of return on pension plan investments, net of pension plan investment expense was 12.05% and 13.80% for the Police and Firefighters' Pension Plans, respectively. The money-weighted rate of return expresses investment performance, net of investment expense, adjusted for the changing amounts actually invested.

CITY OF JOLIET, ILLINOIS

Notes to Basic Financial Statements
December 31, 2021

8. Pension and Retirement Fund Commitments

Funding Policy

The City funds its contributions to the Police and Firefighter's pension plans through an annual tax levy. The levy amount is actuarially determined as the annual contribution necessary to fund the normal costs, plus the amount to amortize the unfunded accrued liability. The City levies 102% of the Annual Required Contribution based on the actuarial calculations for the next tax extension. Therefore, the annual required contributions for the year ended December 31, 2021 are levied for the 2022 tax levy and will be collected during the fiscal year ending December 31, 2023.

Reconciliation of Pension Note to Government-Wide Financial Statements

	Net Pension (Asset)/ Liability	Deferred Outflows of Resources Related to Pensions	Deferred Inflows of Resources Related to Pensions	
<i>Amounts Reported in Note 8</i>				
IMRF - Regular Plan	(\$ 4,071,857)	\$ 5,428,312	\$ 37,143,869	
Police Pension Plan	154,972,922	14,386,933	40,818,767	
Firefighters' Pension Plan	120,642,125	11,854,383	36,868,625	
Total	<u>\$ 271,543,190</u>	<u>\$ 31,669,628</u>	<u>\$ 114,831,261</u>	
<i>Amounts Reported in the Government-Wide Financial Statements</i>				
Governmental Activities	\$ 271,957,304	\$ 29,352,821	\$ 101,175,357	
Business-Type Activities	(61,898)	1,847,258	10,442,959	
Component Unit - Library	(352,216)	469,549	3,212,945	
Total	<u>\$ 271,543,190</u>	<u>\$ 31,669,628</u>	<u>\$ 114,831,261</u>	
	<u>IMRF</u>	<u>Police Pension</u>	<u>Fire Pension</u>	<u>Total</u>
Total Pension Expense (Income)	(\$ 4,852,839)	\$ 9,467,743	\$ 6,138,964	\$10,753,868

9. Postemployment Benefits Other Than Pensions

The City administers a single employer defined benefit healthcare and life insurance plan, the "Retiree Healthcare and Life Insurance Plan" (RHLIP) or "the Plan".

Plan Description

The Plan provides lifetime healthcare and life insurance for eligible retirees and their dependents through the City's group health insurance and life insurance plans, which covers both active and retired members. Benefit provisions are established through negotiations between the City and the unions representing City employees and are renegotiated each bargaining period. The Plan does not issue a stand-alone financial report.

Benefits Provided

Retiree Cost Sharing Provisions

Police and Fire retirees as well as IMRF retirees with 20 or more years of service receive single healthcare coverage at no charge to the member.

CITY OF JOLIET, ILLINOIS

Notes to Basic Financial Statements
December 31, 2021

9. Postemployment Benefits Other Than Pensions

Former IMRF retirees with less than 20 years of service pay a portion of the 1988 single premium rate according to schedules based on their date of retirement and the City pays the difference between the current blended rate and the 1988 blended rate.

Employees and Retirees Not Meeting Years of Service Requirements

The City is legally required to offer postemployment healthcare benefits to former employees and retirees. Former employees, who are not retirees, are provided healthcare benefits mandated by the Consolidated Omnibus Budget Reconciliation Act (COBRA). Former employees, who are qualified under COBRA, may apply for coverage by the City's health plan. The cost is 100% funded on a monthly pay-as-you-go basis by the former employee based upon the actual cost of the health plan for the chosen level of coverage.

Illinois statutes mandate that a municipal government must offer its retirees a health insurance plan equivalent to that offered to active employees. Illinois statutes enable a government to make the health plan benefits supplemental to Medicare and to offer these supplemental benefits at a different retiree contribution rate than regular benefits provided by the group plan. State statutes do not presently require the government to pay any portion of the cost of the plan for retired employees.

Retired employees that do not meet the years of service requirements covered under the City's plan are required to pay 100% of the cost of their insurance based on the rates paid by the City. Retired employees must be covered under the City's health insurance plan at the time of retirement to receive this benefit and must continue coverage with the City's plan to maintain this benefit.

Employees may also be covered under the Public Safety Employee Benefits Act (PSEBA). The PSEBA statute grants special health insurance to public safety employees who are catastrophically injured in the line of duty. Once awarded, the recipient, their spouse, and dependent children receive health insurance, the premium of which is paid for by the City for life.

Life Insurance

Additionally, the City pays 100% of the premiums to provide group term life insurance ranging from \$10,000 to \$50,000, depending on type of qualifying employee group and date of retirement.

Funding Policy

All plan funding is done on a pay-as-you-go basis. For fiscal year 2021, the City contributed \$11,402,567 to the Plan.

Employees Covered by Benefit Terms

At December 31, 2021, the following employees were covered by the benefit terms:

Inactive Plan Members Currently Receiving Benefits	638
Inactive Plan Members Entitled to But Not Yet Receiving Benefits	-
Active Plan Members	795
Total	<u>1,433</u>

CITY OF JOLIET, ILLINOIS

Notes to Basic Financial Statements December 31, 2021

9. Postemployment Benefits Other Than Pensions

Eligibility

The eligibility requirements for benefits are:

- IMRF participants are eligible at age 55 with 8 years of service for reduced benefits and at age 60 with 8 years of service or age 55 with 35 years of service for unreduced benefits if hired before January 1, 2011; age 62 with 10 years of service for reduced benefits and at age 67 with 10 years of service or age 62 with 35 years of service for unreduced benefits is hired on or after January 1, 2011.
- Tier I full-time police officers are eligible at age 50 with 20 years of service. Tier II full-time police officers are eligible at age 55 with 10 years of service.
- Tier I full-time firefighters are eligible at age 50 with 20 years of service. Tier II full-time firefighters are eligible at age 55 with 10 years of service.

Dependents of employees and retirees are eligible for healthcare coverage.

Total OPEB Liability

The City's total OPEB liability of \$725,807,583 was measured as of December 31, 2021 and was determined by an actuarial valuation as January 1, 2021.

Actuarial Assumptions and Other Inputs

The total OPEB liability in the January 1, 2021 actuarial valuation was determined using the following actuarial assumptions and other inputs, applied to all periods included in the measurement, unless otherwise specified:

Actuarial Cost Method:	Entry Age Normal (Level %).
Payroll Increases:	3.00%.
Retirement Age:	Experience-based table of rates that are specific to the type of eligibility condition.
Healthcare Trend Rates:	Beginning fiscal year 2021 at 6.0% for PPO graded down to 5.5% and then down to 5.0% per year ultimate trend.

The discount rate of 2.06% was based on the Fidelity 20-Year General Obligation Municipal Bond Index.

Mortality rates were developed as follows – IMRF Mortality follow the RP-2014 with Blue Collar Adjustment and MP-2016 Improvement, weighted per IMRF Experience Study dated November 8, 2017. Police and Fire Mortality follow the Sex Distinct Raw Rates as developed in the PubS-2010(A) Study improved to 2017 using MP-2019 Improvement Rates. These rates are improved generationally using MP-2019 Improvement Rates.

CITY OF JOLIET, ILLINOIS

Notes to Basic Financial Statements December 31, 2021

9. Postemployment Benefits Other Than Pensions

Changes in the Total OPEB Liability

	<u>Total OPEB Liability</u>
Balance at December 31, 2020	\$ 752,235,970
Changes for the Year:	
Service Cost	28,572,659
Interest on the Total OPEB Liability	15,826,535
Changes of Assumptions	(59,425,014)
Benefit Payments	(11,402,567)
Net Changes	(26,428,387)
Balance at December 31, 2021	<u>\$ 725,807,583</u>

The OPEB liability is reported in the Statement of Net Position, with \$648,459,089 reported in Governmental Activities and \$77,348,494 reported in Business-type Activities.

Sensitivity of the Total OPEB Liability to Changes in the Discount Rate

The following presents the total OPEB liability of the City, as well as what the City's total OPEB liability would be if it were calculated using a discount rate that is 1% lower (1.06%) or 1% point higher (3.06%) than the current discount rate:

Discount Rate	<u>1% Decrease</u>	<u>Current Discount Rate</u>	<u>1% Increase</u>
City's Total OPEB Liability	\$ 902,308,159	\$ 725,807,583	\$ 594,381,750

Sensitivity of the Total OPEB Liability to Changes in the Healthcare Cost Trend Rates

The following presents the total OPEB liability of the City, as well as what the City's total OPEB liability would be if it were calculated using healthcare cost trend rates that are 1% lower (5.0% adjusting to 4.0%) or 1% higher (7.0% adjusting to 6.0%) than the current healthcare cost trend rates:

Healthcare Trend Rate	<u>1% Decrease</u>	<u>Current Healthcare Trend Rate</u>	<u>1% Increase</u>
City's Total OPEB Liability	\$ 577,248,205	\$ 725,807,583	\$ 929,867,626

CITY OF JOLIET, ILLINOIS

Notes to Basic Financial Statements December 31, 2021

9. Postemployment Benefits Other Than Pensions

OPEB Expense and Deferred Inflows of Resources Related to OPEB

For the year ended December 31, 2021, the City recognized OPEB expense of \$71,024,653, net of deferred amounts.

At December 31, 2021, the City reported deferred outflows and inflows of resources related to OPEB from the following sources:

Deferred Amounts Related to OPEB	Deferred Outflows of Resources	Deferred Inflows of Resources
<i>Deferred Amounts to be Recognized in OPEB Expense in Future Periods</i>		
Differences between Expected and Actual Experience	\$ 16,918,435	\$ -
Changes of Assumptions	\$ 168,729,295	\$ 72,536,006
Total Deferred Amounts Related to OPEB	<u>\$ 185,647,730</u>	<u>\$ 72,536,006</u>

Amounts reported as net deferred outflows of resources related to OPEB will be recognized in OPEB expense as follows:

Year Ending December 31,	Net Deferred Outflows of Resources
2022	\$ 26,625,459
2023	26,625,459
2024	29,051,813
2025	28,182,809
2026	9,694,352
Thereafter	(7,068,168)
Total	<u>\$ 113,111,724</u>

10. Commitments, Contingencies and Subsequent Events

General Litigation

The City monitors all claims and lawsuits on a case-by-case basis. If a claim is asserted and a probable loss is reasonably estimable, the City recognizes a liability in the financial statements. The City is currently a defendant in several lawsuits. Although the outcome of these lawsuits is not presently determinable, in the opinion of the City, the resolution of these matters will not have a material adverse effect on the financial condition of the City.

CITY OF JOLIET, ILLINOIS

Notes to Basic Financial Statements
December 31, 2021

10. Commitments, Contingencies and Subsequent Events

Fund Commitments

The City has entered into contracts totaling approximately \$44.0 million for projects to be paid from the loan proceeds from the Water and Sewer Fund and \$30.0 million for road projects to be paid from state reimbursements from the General Fund; as of December 31, 2021, about \$34.4 million had been paid leaving remaining commitments at \$39.6 million.

Additionally, the City has committed to pay Will County \$10 million over 20 years towards the building of the new County courthouse. The City made the fourth payment of \$500,000 in fiscal year 2021 from the General Fund.

Subsequent Events

The City of Joliet entered into an agreement with the City of Chicago to receive the City's water supply from the City of Chicago through Lake Michigan in 2021. The City currently receives its water supply from a deep groundwater aquifer. It is estimated that the City's current water source will not be able to meet the City's water demands by the year 2030. Future water rate increases, and debt issuances are expected to fund the project.

Subsequent to December 31, 2021, the City approved to borrow an additional \$3.9 million from the Illinois Environmental Protection Agency to be used for improvements to the City's water/wastewater treatment system. The monies are expected to be drawn down beginning in fiscal year 2022.

11. Compensated Absences

All full-time City employees accumulate vacation and sick leave hours for subsequent use or for payment upon termination, death, or retirement. The City has recorded the liability for compensated absences using the "Vesting Method". Under the Vesting Method, the liability is measured based on the sick leave, vacation, and comp time accumulated at the balance sheet date by those employees who are eligible to receive payments upon termination. Amounts in excess of the payment allowed at termination are excluded because those balances are available only for use as paid time off. The governmental liabilities are typically liquidated by the General Fund. The City's liability for compensated absences as of December 31, 2021 is as follows:

	Balance 12/31/2020	Additions	Reductions	Balance 12/31/2021	Amount Due Within One Year
Governmental Activities	\$ 14,695,103	\$ 6,764,698	\$ 7,347,552	\$ 14,112,249	\$ 7,056,125
Business-Type Activities:					
Water and Sewer Fund	890,944	972,223	445,472	1,417,695	708,847
Sewer Fund					
Parking Fund	21,927	5,000	10,964	15,963	7,982
Total Business-Type	912,871	977,223	456,436	1,433,658	716,829
Total Liability	\$ 15,607,974	\$ 7,741,921	\$ 7,803,988	\$ 15,545,907	\$ 7,772,954

CITY OF JOLIET, ILLINOIS

Notes to Basic Financial Statements December 31, 2021

12. Risk Management

The City is exposed to various risks of loss related to torts: theft, damage to, and destruction of assets; errors and omissions; injuries to employees; and natural disasters. The City accounts for its risk financing activities in the General Fund. The General Fund pays all general liabilities, unemployment, and workers' compensation, and auto and collision claims for which the City is held liable. The City's Consolidated Property & Casualty Insurance Program consists of primary package insurance coverage consists of excess specific coverage for General, Auto, Police / Law Enforcement, Public Official / Employment Practices Liability (EPL), and Employee Benefit Liability (EMT). The coverage limit on the primary package policy is \$10,000,000 per occurrence and aggregate (12,000,000 for auto liability) with an additional \$10,000,000 umbrella extending over the initial \$10,000,000 package limit. The Self-Insured Retention (SIR) is \$1,000,000 for all package components. Worker's Compensation Excess Specific coverage is to statutory limits with \$1,000,000 of employer's liability. The SIR for this line is \$750,000. The City's property coverage is all risk, repair, or replacement Full Limit Value (FLV) with a \$75,000 deductible.

This coverage includes Extra Expense (\$7,000,000 per named location), EDP equipment (\$2,500,000 per named location), Flood (\$5,000,000 with \$100,000 deductible), Property in Transit and Builder's Risk coverage at various limits as well as Earthquake (\$50,000,000 with a \$100,000 deductible) coverage for a Total Insured Value (TIV) of \$250,000,000.

The City's Boiler and Machinery coverage is \$250,000,000 with a \$75,000 deductible. All coverage is on an "Occurrence" form/basis. There were no significant reductions in insurance coverage from the previous year. Settled claims have not exceeded the insurance coverage in the last three years.

The City also participates in an externally administered self-insurance programs for workers' compensation, unemployment compensation, and general liability claims and medical claims. The City's group health insurance plans maintain specific stop loss coverage for claims in excess of \$240,000 and aggregate stop loss coverage for total plan losses in excess of 125% of projected claims. Dental coverage benefits are limited to \$1,000 per covered individual per year. The claims liability of \$6,848,933 for workers' compensation, unemployment compensation, and general liability claims is reported as a liability in the Statement of Net Position; the amount is based on the estimated outcome of outstanding claims on a case-by-case basis. The amount estimated to be paid within one year is \$3,013,933. The claims are typically paid by the General Fund.

The liability for health claims of \$1,714,600 is reported in the General Fund. The amount is based on reported claims due and payable at year-end along with an estimate of claims that were incurred before year-end but not yet reported.

CITY OF JOLIET, ILLINOIS

Notes to Basic Financial Statements December 31, 2021

12. Risk Management

Changes in the claims liability amounts in the fiscal years ended December 31, 2021 and 2020 were as follows:

	Workers' Compensation, Unemployment, General Liability	Health Claims	Total
Claims Liability, December 31, 2019	\$ 6,765,291	\$ 1,111,500	\$ 7,876,791
Incurred Claims	1,963,065	23,849,892	25,812,957
Change in Estimates	583,943	-	583,943
Claim Payments	(1,963,065)	(23,575,992)	(25,539,057)
Claims Liability, December 31, 2020	7,349,234	1,385,400	8,734,634
Incurred Claims	2,176,575	26,656,961	28,833,536
Change in Estimates	(500,301)	-	(500,301)
Claim Payments	(2,176,575)	(26,327,761)	(28,504,336)
Claims Liability, December 31, 2021	<u>\$ 6,848,933</u>	<u>\$ 1,714,600</u>	<u>\$ 8,563,533</u>

13. Long-Term Debt

Changes in long-term debt during the year were as follows:

	Balance December 31, 2020	Debt Issued	Debt Retired	Balance December 31, 2021	Amounts Due Within One Year
Primary Government					
Governmental Activities:					
General Obligation Bonds	\$ 5,730,000	\$ -	(\$ 1,895,000)	\$ 3,835,000	\$ 805,000
Premium on Bonds	416,293	-	(95,113)	321,180	-
Total Governmental Activities	<u>6,146,293</u>	<u>-</u>	<u>(1,990,113)</u>	<u>4,156,180</u>	<u>805,000</u>
Business-Type Activities:					
Waterworks and Sewerage					
Revenue Bonds	5,755,000	-	(1,955,000)	3,800,000	2,010,000
Premium on Bonds	33,755	-	(21,606)	12,149	-
Total Revenue Bonds	<u>5,788,755</u>	<u>-</u>	<u>(1,976,606)</u>	<u>3,812,149</u>	<u>2,010,000</u>
IEPA Loans Payable	174,410,887	21,901,655	(7,583,552)	188,728,990	8,784,861
Total Business-Type Activities	<u>180,199,642</u>	<u>21,901,655</u>	<u>(9,560,158)</u>	<u>192,541,139</u>	<u>10,794,861</u>
Total Primary Government	<u>\$ 186,345,935</u>	<u>\$ 21,901,655</u>	<u>(\$ 11,550,271)</u>	<u>\$ 196,697,319</u>	<u>\$ 11,599,861</u>

CITY OF JOLIET, ILLINOIS

Notes to Basic Financial Statements December 31, 2021

13. Long-Term Debt

Annual debt service payments required to service outstanding bonds at December 31, 2021 are as follows:

Governmental Activities:

General Obligation Bonds:

Years Ending December 31,	Interest	Principal	Total
2022	\$ 107,925	\$ 805,000	\$ 912,925
2023	90,900	340,000	430,900
2024	80,700	350,000	430,700
2025	70,200	360,000	430,200
2026	59,400	375,000	434,400
2027-2030	122,100	1,605,000	1,727,100
	<u>\$ 531,225</u>	<u>\$ 3,835,000</u>	<u>\$ 4,366,225</u>

Business-Type Activities:

Revenue Bonds:

Years Ending December 31,	Interest	Principal	Total
2022	\$ 83,850	\$ 2,010,000	\$ 2,093,850
2023	37,650	1,070,000	1,107,650
2024	10,800	720,000	730,800
	<u>\$ 132,300</u>	<u>\$ 3,800,000</u>	<u>\$ 3,932,300</u>

General Obligation Bonds Payable

General obligation bonds outstanding at December 31, 2021 are summarized as follows:

	Series	Interest Rates	Dated	Principal
General Obligation Bonds				
Refunding Issue	2014C	3.00%	12/18/2014	\$ 475,000
Alternate Revenue Source	2020A	3.00%	10/20/2020	3,360,000
				<u>\$ 3,835,000</u>

CITY OF JOLIET, ILLINOIS

Notes to Basic Financial Statements December 31, 2021

13. Long-Term Debt

2014C Series Bonds

The 2014C Series Bonds are General Obligation Refunding Bonds with an issue date of December 18, 2014 for \$1,445,000, issued to advance refund a portion of the outstanding 2012 Lease Purchase Agreement. The 2014C Series Bonds are payable in varying amounts beginning January 1, 2020 until January 1, 2022. Interest is due semi-annually at a rate of 3.00%. The bonds are not subject to optional redemption prior to maturity. The 2014C bond issue is scheduled to be paid from the General Debt Service Fund.

2020A Series Bonds

The 2020A Series Bonds are General Obligation Bonds with an issue date of October 20, 2020 for \$3,665,000, issued to finance vehicle replacements, other capital improvements and the costs of issuing the Bonds. The 2020A Series Bonds are payable in varying amounts beginning December 15, 2021 until December 15, 2030. Interest is due semi-annually at a rate of 3.00%. The bonds are not subject to optional redemption prior to maturity. The 2020A bond issue is scheduled to be paid from the Vehicle Replacement Fund.

Revenue Bonds Payable

All of the City's Revenue Bonds are payable from the Water and Sewer Fund. Revenue bond obligations outstanding at December 31, 2021 are summarized as follows:

	<u>Series</u>	<u>Interest Rates</u>	<u>Dated</u>	<u>Principal</u>
Revenue Bond	2014A	2.00 - 3.00%	10/21/2014	\$ 1,990,000
Revenue Bond	2014B	2.00 - 3.00%	10/7/2014	1,810,000
				<u>\$ 3,800,000</u>

2014A Series Bonds

The 2014A Series Bonds are Waterworks and Sewerage Revenue Bonds with an issue date of October 21, 2014 for \$3,620,000, issued to finance certain capital improvements to the Waterworks and Sewerage System of the City. The 2014A Series Bonds are payable in varying amounts beginning January 1, 2016 until January 1, 2024. Interest is due semi-annually at rates ranging from 2.00% to 3.00%. The bonds are not subject to optional redemption prior to maturity.

2014B Series Bonds

The 2014B Series Bonds are Waterworks and Sewerage Revenue Refunding Bonds with an issue date of October 7, 2014 for \$6,100,000, issued to advance refund \$6,095,000 of the outstanding Waterworks and Sewerage Revenue Refunding Bonds. The 2014B Series Bonds are payable in varying amounts beginning January 1, 2015 until January 1, 2022. Interest is due semi-annually at rates ranging from 2.00% to 3.00%. The bonds are not subject to optional redemption prior to maturity.

CITY OF JOLIET, ILLINOIS

Notes to Basic Financial Statements
December 31, 2021

13. Long-Term Debt

Loans Payable - Illinois EPA

All of the City's Illinois Environmental Protection Agency (IEPA) Loans are payable from the Water and Sewer Fund. Loan obligations outstanding at December 31, 2021 are summarized as follows:

<u>Loan Number</u>	<u>Interest Rate</u>	<u>Principal Owed at Year End</u>	<u>Phase</u>
L17-4445	1.250%	\$ 853,835	Repayment
L17-3148	1.250%	7,637,683	Repayment
L17-4705	1.995%	19,196,480	Repayment
L17-4750	1.995%	5,698,663	Repayment
L17-5070	1.995%	9,707,744	Repayment
L17-4706	1.750%	35,368,468	Repayment
L17-5412	1.750%	17,346,678	Repayment
L17-5403	1.750%	5,555,798	Repayment
L17-5427	1.640%	5,317,220	Repayment
L17-5404	1.760%	11,386,682	Repayment
L17-5428	1.760%	4,456,735	Repayment
L17-4760	1.640%	21,068,935	Repayment
L17-5405	1.840%	10,962,225	Repayment
L17-5429	1.840%	6,475,083	Repayment
L17-4751	2.000%	2,026,971	Repayment
L17-5430	2.000%	7,021,371	Repayment
L17-5464	2.000%	6,336,031	Drawdown
L17-5744	1.150%	3,287,135	Drawdown
L17-5742	1.800%	775,798	Drawdown
L17-5431	1.350%	6,352,380	Drawdown
L17-5465	1.350%	1,897,075	Drawdown
		<u>\$ 188,728,990</u>	

IEPA Loan - L17-4445, issued in the amount of \$1,501,841 to provide funds to improve the public water supply. The loan is dated August 9, 2012, and is due in semi-annual installments of \$43,512, which includes interest of 1.25%. The final payment is due April 9, 2032.

IEPA Loan - L17-3148, issued in the amount of \$12,340,922 to provide funds to improve the public water supply. The loan is dated November 7, 2013 and is due in semi-annual installments of \$357,547, which includes interest of 1.25%. The final payment is due June 7, 2033.

IEPA Loan - L17-4705, issued in the amount of \$24,620,917 to provide funds to improve the wastewater system. The loan is dated September 30, 2014 and is due in semi-annual installments of \$765,573, which includes interest of 1.995%. The final payment is due June 23, 2036.

IEPA Loan - L17-4750, issued in the amount of \$7,090,832 to provide funds for the U.S. Route 6 sanitary sewer improvements project. The loan is dated September 30, 2014 and is due in semi-annual installments of \$220,732, which includes interest of 1.995%. The final payment is due July 7, 2036.

CITY OF JOLIET, ILLINOIS

Notes to Basic Financial Statements December 31, 2021

13. Long-Term Debt

IEPA Loan - L17-5070, issued in the amount of \$12,423,520 to provide funds to improve the East-side Wastewater Treatment Plant. The loan is dated September 30, 2014 and is due in semi-annual installments of \$387,154, which includes interest of 1.995%. The final payment is due June 23, 2036.

IEPA Loan - L17-5427, issued in the amount of \$6,377,769 to provide funds for the watermain rehabilitation project. The loan is dated May 3, 2017 and is due in semi-annual installments of \$189,592, which includes interest of 1.64%. The final payment is due November 1, 2037.

IEPA Loan - L17-5428, issued in the amount of \$5,113,324 to provide funds for the watermain rehabilitation project. The loan is dated March 19, 2018 and is due in semi-annual installments of \$156,199, which includes interest of 1.76%. The final payment is due May 2, 2038.

IEPA Loan - L17-4706, issued in the amount of \$38,528,175 to provide funds for the wet weather pumping station improvements project. The loan is dated May 3, 2017 and is due in semi-annual installments ranging from \$1,110,337 to \$2,756,083, which includes interest of 1.75%. The final payment is due December 31, 2039.

IEPA Loan - L17-5412, issued in the amount of \$19,328,596 to provide funds for wastewater treatment plant improvements. The loan is dated May 3, 2017 and is due in semi-annual installments ranging from \$496,738 to \$577,527, which includes interest of 1.75%. The final payment is due March 1, 2039.

IEPA Loan - L17-5403, issued in the amount of \$6,460,294 to provide funds for the sewer main rehabilitation project. The loan is dated May 1, 2017 and is due in semi-annual installments ranging from \$118,710 to \$194,563, which includes interest of 1.75%. The final payment is due May 16, 2038.

IEPA Loan - L17-5429, issued in the amount of \$7,058,675 to provide funds for the watermain rehabilitation project. The loan is dated March 19, 2019 and is due in semi-annual installments ranging from \$176,367 to \$212,109, which includes interest of 1.84%. The final payment is due November 11, 2039.

IEPA Loan - L17-5404, issued to provide funds for the sewer main rehabilitation project. The loan is dated April 13, 2018. The loan is anticipated to total \$14,601,969 plus construction period interest to be repaid by the City over a twenty-year period. Currently, the loan is due in semi-annual installments ranging from \$317,993 to \$370,429, which includes interest of 1.76%. The final payment is due December 15, 2039. The City anticipates the loan schedule to be revised after the final drawdown.

IEPA Loan - L17-5405, issued to provide funds for the sanitary sewer rehabilitation program. The loan is dated April 15, 2019. The loan is anticipated to total \$11,781,505 plus construction period interest to be repaid by the City over a twenty-year period. Currently, the loan is due in semi-annual installments ranging from \$300,014 to \$343,150, which includes interest of 1.84%. The final payment is due November 25, 2040.

IEPA Loan - L17-4751, issued to provide funds for the sewer main cleaning and televising project. The loan is dated July 29, 2019. The loan is anticipated to total \$2,378,622 plus construction period interest to be repaid by the City over a twenty-year period. Currently, the loan is due in semi-annual installments ranging from \$68,597 to \$68,924, which includes interest of 2.00%. The final payment is due June 2, 2039.

CITY OF JOLIET, ILLINOIS

Notes to Basic Financial Statements December 31, 2021

13. Long-Term Debt

IEPA Loan - L17-5430, issued to provide funds for the drinking water distribution systems in Raynor Park & Ridgewood areas project. The loan is dated March 27, 2020. The loan is anticipated to total \$8,008,420 plus construction period interest to be repaid by the City over a twenty-year period. Currently, the loan is due in semi-annual installments ranging from \$167,772 to \$223,009, which includes interest of 2.00%. The final payment is due October 24, 2040. The City anticipates the loan schedule to be revised after the final drawdown.

IEPA Loan - L17-4760, issued to provide funds for the wastewater treatment plant project. The loan is dated April 1, 2019. The loan is anticipated to total \$21,542,743 plus construction period interest to be repaid by the City over a twenty-year period. Currently, the loan is due in semi-annual installments ranging from \$608,443 to \$620,252, which includes interest of 1.64%. The final payment is due September 6, 2041. The City anticipates the loan schedule to be revised after the final drawdown.

IEPA Loan - L17-5431, issued to provide funds for the drinking water distribution systems in the Florence Park, Reedswood, Garnsey Park & Forest Park areas project. The loan is dated March 22, 2021. The loan is anticipated to total \$8,122,684 plus construction period interest to be repaid by the City over a twenty-year period. Currently, the loan is due in semi-annual installments ranging from \$141,621 to \$187,257, which includes interest of 1.35%. The final payment is due July 1, 2041. The City anticipates the loan schedule to be revised after the final drawdown.

IEPA Loan - L17-5744, issued to provide funds to continue replacing lead service lines within the community. The loan is dated October 20, 2020. The loan is anticipated to total \$3,974,237 plus construction period interest to be repaid by the City over a twenty-year period with interest at 1.15%. The City had drawn a total of \$3,287,135 through December 31, 2021. The final loan amount and repayment schedule were not available at the time of this report.

IEPA Loan - L17-5464, issued to provide funds for the sanitary sewer systems in the Marycrest and Reedswood areas project. The loan is dated March 27, 2020. The loan is anticipated to total \$8,702,095 plus construction period interest to be repaid by the City over a twenty-year period with interest at 2.00%. The City had drawn a total of \$6,336,031 through December 31, 2021. The final loan amount and repayment schedule were not available at the time of this report.

IEPA Loan - L17-5742, issued to provide funds to replace lead service lines in the community. The loan is dated June 30, 2020. The loan is anticipated to total \$937,774 plus construction period interest to be repaid by the City over a twenty-year period with interest at 1.80%. The City had drawn a total of \$775,798 through December 31, 2021. The final loan amount and repayment schedule were not available at the time of this report.

IEPA Loan - L17-5465, issued to provide funds for the City's 2021 Sanitary Sewer Rehabilitation Project. The loan is dated March 9, 2021. The loan is anticipated to total \$7,812,364 plus construction period interest to be repaid by the City over a twenty-year period with interest at 1.35%. The City had drawn a total of \$1,897,076 through December 31, 2021. The final loan amount and repayment schedule were not available at the time of this report.

CITY OF JOLIET, ILLINOIS

Notes to Basic Financial Statements
December 31, 2021

13. Long-Term Debt

Annual debt service payments required to service the outstanding IEPA Loans with determined payment schedules (all loans except L17-5464, L17-5465, L17-5742 and L17-5744) at December 31, 2021 are as follows:

Business-Type Activities:

IEPA Loans:

Years Ending December 31,	Interest	Principal	Total
2022	\$ 3,025,952	\$ 8,784,861	\$ 11,810,813
2023	2,919,991	9,136,015	12,056,006
2024	2,758,359	9,297,648	12,056,007
2025	2,593,889	9,462,119	12,056,008
2026	2,426,467	9,629,538	12,056,005
2027-2031	9,513,979	50,766,057	60,280,036
2032-2036	4,911,333	51,321,536	56,232,869
2037-2041	1,034,551	28,035,177	29,069,728
	<u>\$ 29,184,521</u>	<u>\$ 176,432,951</u>	<u>\$ 205,617,472</u>

Construction Period Interest

The City reported construction period interest in the amount of \$403,670 during the year ended December 31, 2021 as a component of interest expense within the Water and Sewer Fund.

General Obligation Bonds - Joliet Public Library

The City issued General Obligation Bonds to provide funds to be used to finance library improvements. The City and Joliet Public Library have an intergovernmental agreement for the Library's portion of the bonds. As of December 31, 2021, \$6,535,000 of the Library's General Obligation Bonds were outstanding.

14. Inter-Entity Transactions

The City's expenses for the year ended December 31, 2021 include a total of \$200,000 paid to the Joliet Area Historical Museum and \$375,000 paid to Will County Metropolitan Exposition and Auditorium Authority (Component Units) as annual support payments. The City also paid \$331,493 to the Plainfield Library District for the benefit of the Joliet Library (Component Unit) to pay for the duplicate library real estate taxes that would have resulted from the City annexing property formerly included in the Plainfield Library District. The City received \$553,610 from the Joliet Public Library during the year for reimbursement of Library employee pension costs.

CITY OF JOLIET, ILLINOIS

Notes to Basic Financial Statements
December 31, 2021

15. Significant Water and Sewer Fund Customers

Revenue from water and sewer service charges and annual water and sewer usage in cubic feet from the ten largest users for the year ended December 31, 2021 are as follows:

	Combined Water and Sewer Usage Cubic Feet	Total Water and Sewer Revenues
Village of Shorewood	124,484,500	\$ 2,623,016
P Q Corporation	42,982,635	1,491,984
Village of Rockdale	36,673,672	761,104
Ecolab, Inc.	23,765,653	1,158,721
St. Joseph Medical Center	16,429,770	784,397
Larkin Village Apartments	9,103,596	409,803
Joliet Housing Authority	8,801,403	404,964
Will County	7,506,044	356,770
American Homes	6,706,542	288,926
Riverwalk Homes, LLC	5,778,773	277,188
Total Ten Largest System Users	<u>282,232,588</u>	<u>\$ 8,556,873</u>
Total System Users	<u>1,136,401,175</u>	<u>\$ 59,267,347</u>
Ten Largest as a Percentage of Total System Users	<u>24.84%</u>	<u>14.44%</u>

16. Fund Balances/Net Position

As of December 31, 2021, the Evergreen Terrace II Fund and the Block Grant Fund had deficit fund balances of \$6,152,982 and \$429,951, respectively. The deficits are anticipated to be reduced through future transfers from the General Fund coupled with future revenues.

CITY OF JOLIET, ILLINOIS

Notes to Basic Financial Statements
December 31, 2021

16. Fund Balances/Net Position

Fund Balances

Details of the City's fund balances by individual major fund and nonmajor funds in the aggregate are as follows:

	Major Funds			Nonmajor	Total
	General	Evergreen	Motor	Governmental	Governmental
	Fund	Terrace II	Fuel Tax	Funds	Funds
		Fund	Fund		
Fund Balances:					
<i>Nonspendable for:</i>					
Inventory	\$ 127,594	\$ -	\$ -	\$ 10,000	\$ 137,594
Total Nonspendable	<u>127,594</u>	<u>-</u>	<u>-</u>	<u>10,000</u>	<u>137,594</u>
<i>Restricted for:</i>					
Road Projects	-	-	18,437,097	4,524,004	22,961,101
Multi-Modal Transportation					
Center	-	-	-	7,860,876	7,860,876
Public Safety	-	-	-	3,111,818	3,111,818
Tax Increment					
Financing Projects	-	-	-	1,197,732	1,197,732
Debt Service	-	-	-	422,237	422,237
Community Development					
Projects	-	-	-	1,593,175	1,593,175
Total Restricted	<u>-</u>	<u>-</u>	<u>18,437,097</u>	<u>18,709,842</u>	<u>37,146,939</u>
<i>Assigned to:</i>					
Evergreen Terrace Deficit	6,152,982	-	-	-	6,152,982
Public Safety	1,334,688	-	-	-	1,334,688
Road Projects	-	-	-	314,650	314,650
Tax Increment					
Financing Projects	-	-	-	23,261	23,261
Capital Projects	-	-	-	7,172,790	7,172,790
Total Assigned	<u>7,487,670</u>	<u>-</u>	<u>-</u>	<u>7,510,701</u>	<u>14,998,371</u>
<i>Unassigned</i>	<u>55,245,616</u>	<u>(6,152,982)</u>	<u>-</u>	<u>(429,951)</u>	<u>48,662,683</u>
Total Fund Balances	<u>\$ 62,860,880</u>	<u>(\$ 6,152,982)</u>	<u>\$ 18,437,097</u>	<u>\$ 25,800,592</u>	<u>\$ 100,945,587</u>

17. COVID-19 Pandemic

The spread of COVID-19 and the resulting containment mitigation measures worldwide have caused economic uncertainties which have led to adverse economic conditions. The duration of these uncertainties and any potential negative impacts on the Company's financial condition cannot be reasonably estimated at this time.

This Page Intentionally Left Blank

Required Supplementary Information

CITY OF JOLIET, ILLINOIS

Required Supplementary Information

Schedules of Changes in the Net Pension Liability (Asset) and Related Ratios

Illinois Municipal Retirement Fund

Last Eight Calendar Years

	Regular Plan			
	2021	2020	2019	2018
Total Pension Liability				
Service Cost	\$ 3,312,881	\$ 3,519,456	\$ 3,370,476	\$ 3,261,078
Interest	20,258,660	19,826,771	19,099,829	18,289,446
Changes of Benefit Terms	-	-	3,405,497	-
Differences Between Expected and Actual Experience	1,931,125	2,029,200	-	5,353,631
Changes of Assumptions	-	(2,201,859)	-	7,621,642
Benefit Payments, Including Refunds of Plan Member Contributions	(17,674,500)	(16,551,886)	(15,295,132)	(14,692,567)
Net Change in Total Pension Liability	7,828,166	6,621,682	10,580,670	19,833,230
Total Pension Liability - Beginning	<u>286,610,600</u>	<u>279,988,918</u>	<u>269,408,248</u>	<u>249,575,018</u>
Total Pension Liability - Ending (A)	<u>\$ 294,438,766</u>	<u>\$ 286,610,600</u>	<u>\$ 279,988,918</u>	<u>\$ 269,408,248</u>
Plan Fiduciary Net Position				
Contributions from Employer	\$ 7,105,666	\$ 6,714,960	\$ 5,794,739	\$ 7,869,477
Contributions from Plan Members	1,616,650	1,626,643	1,698,370	1,615,812
Pension Plan Net Investment Income	45,358,494	34,144,438	39,450,112	(12,771,979)
Benefit Payments, Including Refunds of Plan Member Contributions	(17,674,500)	(16,551,886)	(15,295,132)	(14,692,567)
Other Changes	(791,395)	2,215,022	(270,608)	4,865,474
Net Change in Plan Fiduciary Net Position	35,614,915	28,149,177	31,377,481	(13,113,783)
Plan Fiduciary Net Position - Beginning	<u>262,895,708</u>	<u>234,746,531</u>	<u>203,369,050</u>	<u>216,482,833</u>
Plan Fiduciary Net Position - Ending (B)	<u>\$ 298,510,623</u>	<u>\$ 262,895,708</u>	<u>\$ 234,746,531</u>	<u>\$ 203,369,050</u>
Net Pension (Asset)/Liability - Ending (A) - (B)	<u>(\$ 4,071,857)</u>	<u>\$ 23,714,892</u>	<u>\$ 45,242,387</u>	<u>\$ 66,039,198</u>
Plan Fiduciary Net Position as a Percentage of the Total Pension Liability	101.38%	91.73%	83.84%	75.49%
Covered Payroll	35,705,089	36,039,518	35,519,094	34,419,996
Net Pension (Asset)/Liability as a Percentage of Covered Payroll	-11.40%	65.80%	127.37%	191.86%

Notes to Schedule:

The information is based on actuarial valuation reports from the Illinois Municipal Retirement Fund. Information for SLEP and ECO is available for 2014 through 2016 only, all values for subsequent years are zero, and therefore are not reported in this schedule.

This schedule is presented to illustrate the requirement to show information for 10 years. However, until a full 10-year trend is compiled, information is presented for those years for which information is available.

Regular Plan				Sheriff's Law Enforcement Personnel (SLEP)		
2017	2016	2015	2014	2016	2015	2014
\$ 3,423,970	\$ 3,687,773	\$ 3,462,247	\$ 3,752,266	\$ -	\$ -	\$ -
18,103,466	17,731,524	16,879,641	15,727,556	8,176	9,462	9,182
-	-	-	-	-	-	-
2,861,853	(3,592,731)	3,010,012	284,326	(117,189)	(26,605)	(9,709)
(7,842,025)	(1,828,304)	305,128	7,693,624	-	-	4,254
(13,279,611)	(12,347,896)	(11,682,532)	(10,884,098)	-	-	-
3,267,653	3,650,366	11,974,496	16,573,674	(109,013)	(17,143)	3,727
246,307,365	242,656,999	230,682,503	214,108,829	109,013	126,156	122,429
<u>\$249,575,018</u>	<u>\$246,307,365</u>	<u>\$242,656,999</u>	<u>\$230,682,503</u>	<u>\$ -</u>	<u>\$ 109,013</u>	<u>\$ 126,156</u>
\$ 6,082,556	\$ 6,803,057	\$ 6,296,473	\$ 5,854,220	\$ -	\$ -	\$ -
1,566,625	1,511,711	1,554,476	1,474,346	-	-	-
34,343,478	12,526,627	889,033	10,499,423	8,176	605	7,468
(13,279,611)	(12,347,896)	(11,682,532)	(10,884,098)	-	-	-
(3,435,778)	111,738	5,820,479	(1,120,954)	(117,207)	(12,575)	(8,896)
25,277,270	8,605,237	2,877,929	5,822,937	(109,031)	(11,970)	(1,428)
191,205,563	182,600,326	179,722,397	173,899,460	109,031	121,001	122,429
<u>\$216,482,833</u>	<u>\$191,205,563</u>	<u>\$182,600,326</u>	<u>\$179,722,397</u>	<u>\$ -</u>	<u>\$ 109,031</u>	<u>\$ 121,001</u>
<u>\$ 33,092,185</u>	<u>\$ 55,101,802</u>	<u>\$ 60,056,673</u>	<u>\$ 50,960,106</u>	<u>\$ -</u>	<u>(\$ 18)</u>	<u>\$ 5,155</u>
86.74%	77.63%	75.25%	77.91%	N/A	100.02%	95.91%
33,339,400	32,634,810	33,256,589	30,754,363	-	-	-
99.26%	168.84%	180.59%	165.70%	N/A	N/A	N/A

(Continued)

This Page Intentionally Left Blank

CITY OF JOLIET, ILLINOIS

Required Supplementary Information

Schedules of Changes in the Net Pension Liability (Asset) and Related Ratios

Illinois Municipal Retirement Fund

Last Eight Calendar Years

	Elected County Official (ECO)		
	2016	2015	2014
Total Pension Liability			
Service Cost	\$ -	\$ -	\$ -
Interest	10,627	11,441	11,001
Changes of Benefit Terms	-	-	-
Differences Between Expected and Actual Experience	(152,321)	(22,294)	(11,143)
Changes of Assumptions	-	-	6,003
Benefit Payments, Including Refunds of Plan Member Contributions	-	-	-
Net Change in Total Pension Liability	(141,694)	(10,853)	5,861
Total Pension Liability - Beginning	141,694	152,547	146,686
Total Pension Liability - Ending (A)	<u>\$ -</u>	<u>\$ 141,694</u>	<u>\$ 152,547</u>
 Plan Fiduciary Net Position			
Contributions from Employer	\$ -	\$ -	\$ -
Contributions from Plan Members	-	-	-
Pension Plan Net Investment Income	10,627	727	8,948
Benefit Payments, Including Refunds of Plan Member Contributions	-	-	-
Other Changes	(152,344)	(4,471)	(10,173)
Net Change in Plan Fiduciary Net Position	(141,717)	(3,744)	(1,225)
Plan Fiduciary Net Position - Beginning	141,717	145,461	146,686
Plan Fiduciary Net Position - Ending (B)	<u>\$ -</u>	<u>\$ 141,717</u>	<u>\$ 145,461</u>
 Net Pension Liability(Asset) - Ending (A) - (B)	<u>\$ -</u>	<u>(\$ 23)</u>	<u>\$ 7,086</u>
 Plan Fiduciary Net Position as a Percentage of the Total Pension Liability	N/A	100.02%	95.35%
 Covered Payroll	-	-	-
 Net Pension Liability as a Percentage of Covered Payroll	N/A	N/A	N/A

CITY OF JOLIET, ILLINOIS

Required Supplementary Information Schedules of Changes in the Net Pension Liability and Related Ratios Police and Firefighters' Pension Plans Last Eight Calendar Years

	Police Pension					
	2021	2020	2019	2018	2017	2016
Total Pension Liability						
Service Cost	\$ 8,802,448	\$ 9,088,118	\$ 9,033,925	\$ 8,665,644	\$ 9,386,524	\$ 8,813,638
Interest	29,560,386	28,907,526	28,329,242	24,778,368	23,283,519	23,486,380
Changes of Benefit Terms	-	-	1,149,628	-	-	-
Differences Between Expected and Actual Experience	(9,877,244)	(1,122,171)	(1,563,501)	1,348,991	5,686,038	(2,016,850)
Changes of Assumptions	-	(925,715)	(9,687,451)	24,363,423	8,623,625	-
Benefit Payments, Including Refunds of Plan Member Contributions	(19,067,076)	(16,997,555)	(15,405,334)	(14,125,349)	(13,363,228)	(12,876,051)
Net Change in Total Pension Liability	9,418,514	18,950,203	11,856,509	45,031,077	33,616,478	17,407,117
Total Pension Liability - Beginning	474,343,869	455,393,666	443,537,157	398,506,080	364,889,602	347,482,485
Total Pension Liability - Ending (A)	\$ 483,762,383	\$ 474,343,869	\$ 455,393,666	\$ 443,537,157	\$ 398,506,080	\$ 364,889,602
Plan Fiduciary Net Position						
Contributions from Employer	\$ 17,822,557	\$ 18,280,384	\$ 16,945,177	\$ 15,495,791	\$ 14,779,880	\$ 14,559,331
Contributions from Plan Members	2,845,339	3,085,215	3,063,258	3,108,245	2,868,155	2,763,589
Pension Plan Net Investment Income	35,015,340	30,572,883	36,064,195	(10,586,143)	26,522,448	12,420,957
Other Contributions	434,118	-	-	-	-	33,263
Benefit Payments, Including Refunds of Plan Member Contributions	(19,067,076)	(16,997,555)	(15,405,334)	(14,125,349)	(13,363,228)	(12,876,051)
Pension Plan Administrative Expense	(111,971)	(121,149)	(91,869)	(136,812)	(89,316)	(61,794)
Other Changes	-	-	-	(67)	-	-
Net Change in Plan Fiduciary Net Position	36,938,307	34,819,778	40,575,427	(6,244,335)	30,717,939	16,839,295
Plan Fiduciary Net Position - Beginning	291,851,154	257,031,376	216,455,949	222,700,284	191,982,345	175,143,050
Plan Fiduciary Net Position - Ending (B)	\$ 328,789,461	\$ 291,851,154	\$ 257,031,376	\$ 216,455,949	\$ 222,700,284	\$ 191,982,345
Net Pension Liability - Ending (A) - (B)	\$ 154,972,922	\$ 182,492,715	\$ 198,362,290	\$ 227,081,208	\$ 175,805,796	\$ 172,907,257
Plan Fiduciary Net Position as a Percentage of the Total Pension Liability	67.97%	61.53%	56.44%	48.80%	55.88%	52.61%
Covered Payroll	26,914,393	29,595,345	28,790,239	29,027,828	28,433,521	27,538,519
Net Pension Liability as a Percentage of Covered Payroll	575.80%	616.63%	688.99%	782.29%	618.30%	627.87%

Notes to Schedule:

Changes of assumptions

The assumed rate on High Quality 20 Year Tax-Exempt G.O. Bonds was changed from 2.12% to 2.06% for the current year. The discount rate used in the determination of the Total Pension Liability was changed from 6.75% to 6.50% in 2017. The demographic assumptions were changed for Mortality Rates, Retirement Rates, Disability Rates, and Termination Rates.

The information is based on the actuarial valuation reports from Lauterbach & Amen, LLP.

This schedule is presented to illustrate the requirement to show information for 10 years. However, until a full 10-year trend is compiled, information is presented for those years for which information is available.

Police Pension		Firefighters' Pension							
2015	2014	2021	2020	2019	2018	2017	2016	2015	2014
\$ 8,669,493	\$ 8,494,903	\$ 7,425,951	\$ 7,690,460	\$ 7,295,824	\$ 6,662,002	\$ 8,014,727	\$ 7,525,565	\$ 7,425,956	\$ 7,331,123
22,362,935	21,353,658	21,841,465	21,532,678	20,633,305	19,060,190	17,123,847	17,333,665	16,604,938	16,055,080
-	-	-	-	1,142,397	-	-	-	-	-
(3,044,027)	-	(10,860,716)	(2,510,567)	(877,508)	(1,646,466)	15,731,411	(3,393,450)	(5,803,238)	-
-	-	-	(1,389,273)	2,294,619	11,946,281	216,603	-	-	-
(12,167,696)	(11,424,994)	(14,072,204)	(13,409,217)	(12,087,909)	(11,552,577)	(11,040,814)	(10,163,038)	(9,726,302)	(9,343,434)
15,820,705	18,423,567	4,334,496	11,914,081	18,400,728	24,469,430	30,045,774	11,302,742	8,501,354	14,042,769
331,661,780	313,238,213	353,794,223	341,880,142	323,479,414	299,009,984	268,964,210	257,661,468	249,160,114	235,117,345
<u>\$ 347,482,485</u>	<u>\$ 331,661,780</u>	<u>\$ 358,128,719</u>	<u>\$ 353,794,223</u>	<u>\$ 341,880,142</u>	<u>\$ 323,479,414</u>	<u>\$ 299,009,984</u>	<u>\$ 268,964,210</u>	<u>\$ 257,661,468</u>	<u>\$ 249,160,114</u>
\$ 13,884,298	\$ 13,610,557	\$ 14,839,206	\$ 14,394,917	\$ 13,356,441	\$ 12,616,328	\$ 12,413,523	\$ 12,332,156	\$ 12,021,687	\$ 12,098,687
3,160,099	3,216,045	2,285,214	2,182,812	2,219,369	2,205,919	2,085,635	2,170,300	2,215,794	2,067,693
(1,307,614)	7,182,303	28,494,191	23,721,454	27,819,107	(7,110,234)	17,294,618	8,825,529	(1,051,514)	4,515,726
4,863	20,039	105,358	-	-	-	-	13,623	725	-
(12,167,696)	(11,424,994)	(14,072,204)	(13,409,217)	(12,087,909)	(11,552,577)	(11,040,814)	(10,163,038)	(9,726,302)	(9,343,434)
(79,676)	(97,033)	(95,108)	(189,172)	(97,726)	(113,551)	(88,613)	(82,021)	(77,628)	(80,858)
-	-	-	-	-	-	-	-	-	-
3,494,274	12,506,917	31,556,657	26,700,794	31,209,282	(3,954,115)	20,664,349	13,096,549	3,382,762	9,257,814
171,648,776	159,141,859	205,929,937	179,229,143	148,019,861	151,973,976	131,309,627	118,213,078	114,830,316	105,572,502
<u>\$ 175,143,050</u>	<u>\$ 171,648,776</u>	<u>\$ 237,486,594</u>	<u>\$ 205,929,937</u>	<u>\$ 179,229,143</u>	<u>\$ 148,019,861</u>	<u>\$ 151,973,976</u>	<u>\$ 131,309,627</u>	<u>\$ 118,213,078</u>	<u>\$ 114,830,316</u>
<u>\$ 172,339,435</u>	<u>\$ 160,013,004</u>	<u>\$ 120,642,125</u>	<u>\$ 147,864,286</u>	<u>\$ 162,650,999</u>	<u>\$ 175,459,553</u>	<u>\$ 147,036,008</u>	<u>\$ 137,654,583</u>	<u>\$ 139,448,390</u>	<u>\$ 134,329,798</u>
50.40%	51.75%	66.31%	58.21%	52.42%	45.76%	50.83%	48.82%	45.88%	46.09%
28,477,526	26,103,068	22,668,620	24,035,545	23,888,091	22,678,175	23,367,482	22,631,944	23,496,032	21,699,631
605.18%	613.00%	532.20%	615.19%	680.89%	773.69%	629.23%	608.23%	593.50%	619.04%

CITY OF JOLIET, ILLINOIS

Required Supplementary Information Schedules of Employer Contributions Illinois Municipal Retirement Fund Last Eight Calendar Years

Regular Plan

Calendar Year Ended December 31,	Actuarially Determined Contribution	Actual Contribution	Contribution Deficiency (Excess)	Covered Payroll	Actual Contribution as a Percentage of Covered Payroll
2021	\$ 6,366,217	\$ 7,105,666	(\$ 739,449)	\$ 35,705,089	19.90%
2020	6,588,024	6,714,960	(126,936)	36,039,518	18.63%
2019	5,469,940	5,794,739	(324,799)	35,519,094	16.31%
2018	5,944,333	7,869,477	(1,925,144)	34,419,996	22.86%
2017	5,721,041	6,082,556	(361,515)	33,339,400	18.24%
2016	6,083,129	6,803,057	(719,928)	32,634,810	20.85%
2015	5,853,160	6,296,473	(443,313)	33,256,589	18.93%
2014	5,421,994	5,854,220	(432,226)	30,754,363	19.04%

Sheriff's Law Enforcement Personnel (SLEP)

Calendar Year Ended December 31,	Actuarially Determined Contribution	Actual Contribution	Contribution Deficiency (Excess)	Covered Payroll	Actual Contribution as a Percentage of Covered Payroll
2016	\$ -	\$ -	\$ -	\$ -	N/A
2015	-	-	-	-	N/A
2014	-	-	-	-	N/A

Elected County Official (ECO)

Calendar Year Ended December 31,	Actuarially Determined Contribution	Actual Contribution	Contribution Deficiency (Excess)	Covered Payroll	Actual Contribution as a Percentage of Covered Payroll
2016	\$ -	\$ -	\$ -	\$ -	N/A
2015	-	-	-	-	N/A
2014	-	-	-	-	N/A

Information for SLEP and ECO is available for 2014 through 2016 only, all values for subsequent years are zero, and therefore are not reported in this schedule.

Notes to Schedule:

*Summary of Actuarial Methods and Assumptions Used in the Calculation of the 2021 Contribution Rate**

Valuation Date:

Notes Actuarially determined contribution rates are calculated as of December 31 each year, which are 12 months prior to the beginning of the fiscal year in which contributions are reported.

Methods and Assumptions Used to Determine 2021 Contribution Rates:

<i>Actuarial Cost Method:</i>	Aggregate Entry Age Normal.
<i>Amortization Method:</i>	Level Percentage of Payroll, Closed.
<i>Remaining Amortization Period:</i>	22-year closed period.
<i>Asset Valuation Method:</i>	5-Year smoothed market; 20% corridor.
<i>Wage Growth:</i>	3.25%.
<i>Price Inflation:</i>	2.50%.
<i>Salary Increases:</i>	3.35% to 14.25% including inflation.
<i>Investment Rate of Return:</i>	7.25%.
<i>Retirement Age:</i>	Experience-based table of rates that are specific to the type of eligibility condition. Last updated for the 2017 valuation pursuant to an experience study of the period 2014-2016.
<i>Mortality:</i>	For non-disabled retirees, IMRF specific mortality rates were used with fully generational projection scale MP-2017 (base year 2015). The IMRF specific rates were developed from the RP-2014 Blue Collar Healthy Annuitant Mortality Table with adjustments to match current IMRF experience. For disabled retirees, IMRF specific mortality rates were used with fully generational projection scale MP-2017 (base year 2015). The IMRF specific rates were developed from the RP-2014 Disabled Retirees Mortality Table applying the same adjustments that were applied for non-disabled lives. For active members, IMRF specific mortality rates were used with fully generational projection scale MP-2017 (base year 2015). The IMRF specific rates were developed from the RP-2014 Employee Mortality Table with adjustments to match current IMRF experience.

Other Information:

Notes: There were no benefit changes during the year.

* Based on Valuation Assumptions used in the December 31, 2019 actuarial valuation.

This schedule is presented to illustrate the requirement to show information for 10 years. However, until a full 10-year trend is compiled, information is presented for those years for which information is available.

CITY OF JOLIET, ILLINOIS

Required Supplementary Information

Schedules of Employer Contributions

Police and Firefighters' Pension Plans

Last Eight Calendar Years

Police Pension Plan

Calendar Year Ended December 31,	Actuarially Determined Contribution	Actual Contribution	Contribution Deficiency (Excess)	Covered Payroll	Actual Contribution as a Percentage of Covered Payroll
2021	\$ 17,798,548	\$ 17,822,557	(\$ 24,009)	\$ 26,914,393	66.22%
2020	18,199,059	18,280,384	(81,325)	29,595,345	61.77%
2019	16,883,093	16,945,177	(62,084)	28,790,239	58.86%
2018	15,484,796	15,495,791	(10,995)	29,027,828	53.38%
2017	14,716,739	14,779,880	(63,141)	28,433,521	51.98%
2016	14,374,516	14,559,331	(184,815)	27,538,519	52.87%
2015	13,802,050	13,884,298	(82,248)	28,477,526	48.76%
2014	12,786,473	13,610,557	(824,084)	26,103,068	52.14%

Firefighters' Pension Plan

Calendar Year Ended December 31,	Actuarially Determined Contribution	Actual Contribution	Contribution Deficiency (Excess)	Covered Payroll	Actual Contribution as a Percentage of Covered Payroll
2021	\$ 14,818,185	\$ 14,839,206	(\$ 21,021)	\$ 22,668,620	65.46%
2020	14,331,263	14,394,917	(63,654)	24,035,545	59.89%
2019	13,307,530	13,356,441	(48,911)	23,888,091	55.91%
2018	12,607,884	12,616,328	(8,444)	22,678,175	55.63%
2017	12,359,863	12,413,523	(53,660)	23,367,482	53.12%
2016	12,174,544	12,332,156	(157,612)	22,631,944	54.49%
2015	11,949,709	12,021,687	(71,978)	23,496,032	51.16%
2014	11,097,584	12,098,687	(1,001,103)	21,699,631	55.76%

Notes to Schedule:

In the fiscal year ended December 31, 2016, there was a transition plan between the Pension Board and the City. The Actuarially Determined Contribution shown above for the current year is the Recommended Contributions from the January 1, 2020 Actuarial Valuation completed by Lauterbach & Amen, LLP for the December 2020 tax levy.

The methods and assumptions shown to the right are based on the same Actuarial Valuation. For more detail on the age-based and service-based rates, please see the Actuarial Valuation.

Notes to Schedule:

The Police and Firefighters' Pension Plans both use the following actuarial assumptions.

Valuation Date: January 1, 2021.
Actuarially determined contribution rates are January 1, which is 24 months prior to the end of the in which contributions are reported.

Methods and Assumptions Used to Determine Contribution Rates:**Actuarial Cost Method:**

Amortization Method:	Level Percentage of Pay (Closed).
Remaining Amortization Period:	24 Years.
Asset Valuation Method:	4-year Smoothed Market (Fair) Value.
Inflation:	2.25%.
Salary Increases:	Police 4.00% - 35.93%; Firefighters' 3.75% - 30.71%
Projected Increase in Total Payroll:	3.25%.
Investment Rate of Return:	6.50%.
Postretirement Benefit Increases:	3.00% compounded, for Tier 1 employees, and the lesser of 3.00% or one-half of the annual increase in the CPI, simple, for Tier 2 employees.
Mortality Rates:	Pub-2010 Adjusted for Plan Status, Demographics, and Illinois Public Pension Data, as Appropriate.
Retirement Rates:	Joliet Police/Fire Retirement Rates Capped at Age 58.
Termination Rates:	100% of L&A 2020 Illinois Police/Firefighters Termination Rates.
Disability Rates:	100% of L&A 2020 Illinois Police/Firefighters Disability Rates.

Other Information: There were no benefit changes during the year.

The information is based on the actuarial valuation reports from Lauterbach & Amen, LLP.

This schedule is presented to illustrate the requirement to show information for 10 years. However, until a full 10-year trend is compiled, information is presented for those years for which information is available.

CITY OF JOLIET, ILLINOIS

Required Supplementary Information Schedules of Investment Returns Police and Firefighters' Pension Plans Last Eight Calendar Years

Annual Money-Weighted Rate of Return, Net of Investment Expense:

<u>Calendar Year</u>	<u>Police Pension Plan</u>	<u>Firefighters' Pension Plan</u>
2021	12.05%	13.80%
2020	11.87%	13.20%
2019	16.62%	18.61%
2018	-4.76%	-4.60%
2017	13.80%	13.16%
2016	7.05%	7.40%
2015	-0.75%	-0.88%
2014	4.88%	4.21%

Notes to Schedule:

This schedule is presented to illustrate the requirement to show information for 10 years. However, until a full 10-year trend is compiled, information is presented for those years for which information is available.

CITY OF JOLIET, ILLINOIS

Required Supplementary Information Retiree Healthcare and Life Insurance Plan Schedule of Changes in the Total OPEB Liability and Related Ratios Last Four Calendar Years

Fiscal Year Ended December 31,	2021	2020	2019	2018
Total OPEB Liability				
Service Cost	\$ 28,572,659	\$ 18,535,836	\$ 12,676,507	\$ 15,000,707
Interest on the Total OPEB Liability	15,826,535	15,748,884	16,802,253	15,273,079
Differences Between Expected and Actual Experience of the Total OPEB Liability	-	23,895,111	-	-
Changes of Assumptions	(59,425,014)	124,552,432	145,847,299	(54,188,449)
Benefit Payments	(11,402,567)	(10,546,166)	(10,172,077)	(9,784,325)
Net Change in Total OPEB Liability	(26,428,387)	172,186,097	165,153,982	(33,698,988)
Total OPEB Liability - Beginning	752,235,970	580,049,873	414,895,891	448,597,879
Total OPEB Liability - Ending	<u>\$ 725,807,583</u>	<u>\$ 752,235,970</u>	<u>\$ 580,049,873</u>	<u>\$ 414,898,891</u>
 Covered Valuation Payroll	 78,555,264	 83,138,659	 85,296,971	 80,416,684
 Total OPEB Liability as a Percentage of Covered Valuation Payroll	 923.95%	 904.80%	 680.04%	 515.93%

Notes to Schedule:

No assets are accumulated in a trust that meets the criteria in paragraph 4 of GASB Statement 75 to pay related benefits.

Changes of Assumptions. Changes of assumptions and other inputs reflect the effects on changes in the discount rate each period. The following are the discount rates used in each period.

Fiscal Year	Discount Rate
2017	3.44%
2018	4.10%
2019	2.74%
2020	2.12%
2021	2.06%

This schedule is presented to illustrate the requirement to show information for 10 years. However, until a full 10-year trend is compiled, information is presented for those years for which information is available.

CITY OF JOLIET, ILLINOIS

Required Supplementary Information

General Fund

Schedule of Revenue, Expenditures, and Changes in Fund Balance - Budget and Actual For the Year Ended December 31, 2021

	Original Budget	Final Budget	Actual Amounts GAAP Basis	Variance With Final Budget Positive (Negative)
Revenue				
Local Taxes:				
Property Taxes	\$ 41,119,000	\$ 41,000,000	\$ 41,075,280	\$ 75,280
Home Rule Sales Tax	25,500,000	29,000,000	32,302,815	3,302,815
Telecommunications Tax	2,350,000	1,850,000	1,792,511	(57,489)
Natural Gas Tax	1,091,414	1,165,600	1,448,603	283,003
Natural Gas Third Party Tax	470,000	425,000	397,301	(27,699)
Electricity Tax	2,900,000	2,825,000	2,919,171	94,171
Hotel/Motel Tax	2,300,000	3,000,000	4,061,339	1,061,339
Real Estate Transfer Tax	2,225,000	3,457,486	3,817,021	359,535
Titled/Registration Tax	120,000	144,960	145,416	456
Automobile Rental Tax	20,000	37,284	56,056	18,772
Food and Beverage Tax	2,000,000	3,400,000	3,730,254	330,254
Less Rebates	-	-	(14,503)	(14,503)
Food and Beverage Tax, Net	2,000,000	3,400,000	3,715,751	315,751
Gasoline Privilege Tax	700,000	675,000	695,604	20,604
Amusement Tax	-	19,860	45,439	25,579
Less Rebates	-	-	(59,031)	(59,031)
Amusement Tax, Net	-	19,860	(13,592)	(33,452)
Cable Franchise Tax	1,900,000	1,830,000	2,274,457	444,457
Other Tax	-	-	842,493	842,493
Payments in Lieu of Taxes	80,000	154,000	274,830	120,830
State Shared Revenues:				
State Sales Tax	23,323,456	26,600,000	28,031,928	1,431,928
Less Rebates	(700,000)	(700,000)	(773,377)	(73,377)
State Sales Tax, Net	22,623,456	25,900,000	27,258,551	1,358,551
Income Taxes	16,000,000	18,960,000	20,204,725	1,244,725
Replacement Taxes	2,800,000	3,560,000	4,918,467	1,358,467
Out of State Use Tax	5,500,000	6,500,000	5,947,277	(552,723)
Pari-Mutuel Tax	36,000	80,000	72,895	(7,105)
Gaming Wagering Tax	7,400,000	10,000,000	10,963,117	963,117
Gaming Admissions Tax	1,100,000	1,100,000	1,374,772	274,772
Video Gaming Tax	460,000	800,000	1,067,316	267,316
Other Tax	1,100,000	963,186	212,052	(751,134)
Federal Grants	250,000	11,353,838	485,990	(10,867,848)
State Grants	125,000	125,000	16,346	(108,654)
State Reimbursements	600,000	250,000	2,124,338	1,874,338
Charges for Services	9,735,000	14,030,912	15,156,706	1,125,794
Municipal Waste Fees	14,600,000	14,635,000	14,435,714	(199,286)
Licenses	1,285,600	800,000	1,225,924	425,924
Permits	3,105,000	5,005,000	5,516,456	511,456
Rentals	420,000	458,254	475,409	17,155
Fees	1,377,000	1,270,718	1,269,671	(1,047)
Forfeitures	-	-	1,166,138	1,166,138
Fines	1,300,000	1,581,084	1,503,698	(77,386)

(Continued)

CITY OF JOLIET, ILLINOIS

Required Supplementary Information

General Fund

Schedule of Revenue, Expenditures, and Changes in Fund Balance - Budget and Actual For the Year Ended December 31, 2021

	<u>Original Budget</u>	<u>Final Budget</u>	<u>Actual Amounts GAAP Basis</u>	<u>Variance With Final Budget Positive (Negative)</u>
Interest Earnings	\$ 100,000	\$ 18,910	\$ 16,039	(\$ 2,871)
Miscellaneous	<u>2,812,000</u>	<u>2,766,310</u>	<u>3,645,742</u>	<u>879,432</u>
Total Revenue	<u>175,504,470</u>	<u>209,142,402</u>	<u>214,862,399</u>	<u>5,719,997</u>
Expenditures				
Personnel Services	76,790,429	84,577,458	84,691,786	(114,328)
Personnel Benefits	65,678,025	67,642,932	67,110,077	532,855
Other Employee Costs	645,622	485,857	501,224	(15,367)
Professional Services	5,530,986	6,025,798	5,914,532	111,266
Property Services	20,024,154	20,760,254	20,419,208	341,046
Other Services	1,326,943	1,621,709	1,347,618	274,091
Supplies	7,878,434	7,613,726	8,156,003	(542,277)
Other Expenditures	<u>2,374,877</u>	<u>3,304,697</u>	<u>3,106,983</u>	<u>197,714</u>
Total Expenditures	<u>180,249,470</u>	<u>192,032,431</u>	<u>191,247,431</u>	<u>785,000</u>
Revenue Over (Under) Expenditures	(4,745,000)	17,109,971	23,614,968	6,504,997
Other Financing Sources (Uses)				
Sale of Capital Assets	5,000	5,000	-	(5,000)
Transfers In	4,740,000	4,740,000	1,194,009	(3,545,991)
Transfers Out	<u>-</u>	<u>(10,751,133)</u>	<u>(10,751,133)</u>	<u>-</u>
Total Other Financing Sources (Uses)	<u>4,745,000</u>	<u>(6,006,133)</u>	<u>(9,557,124)</u>	<u>(3,550,991)</u>
Net Change in Fund Balance	<u>\$ -</u>	<u>\$ 11,103,838</u>	<u>14,057,844</u>	<u>\$ 2,954,006</u>
Fund Balance, Beginning of Year			<u>48,803,036</u>	
Fund Balance, End of Year			<u>\$ 62,860,880</u>	

CITY OF JOLIET, ILLINOIS

Required Supplementary Information

Evergreen Terrace II Fund

Schedule of Revenue, Expenditures, and Changes in Fund Balance - Budget and Actual For the Year Ended December 31, 2021

	<u>Original Budget</u>	<u>Final Budget</u>	<u>Actual Amounts GAAP Basis</u>	<u>Variance With Final Budget Positive (Negative)</u>
Revenue				
Interest	\$ -	\$ -	\$ 3,641	\$ 3,641
Miscellaneous Revenue	<u>76,802</u>	<u>57,648</u>	<u>57,648</u>	<u>-</u>
Total Revenue	<u>76,802</u>	<u>57,648</u>	<u>61,289</u>	<u>3,641</u>
Expenditures				
General Government				
Professional Services	<u>10,000</u>	<u>10,000</u>	<u>-</u>	<u>10,000</u>
Total Expenditures	<u>10,000</u>	<u>10,000</u>	<u>-</u>	<u>10,000</u>
Net Change in Fund Balance	<u>\$ 66,802</u>	<u>\$ 47,648</u>	<u>61,289</u>	<u>\$ 13,641</u>
Fund Balance (Deficit), Beginning of Year			<u>(6,214,271)</u>	
Fund Balance (Deficit), End of Year			<u>(\$ 6,152,982)</u>	

CITY OF JOLIET, ILLINOIS

Required Supplementary Information

Motor Fuel Tax Fund

Schedule of Revenue, Expenditures, and Changes in Fund Balance - Budget and Actual For the Year Ended December 31, 2021

	<u>Original Budget</u>	<u>Final Budget</u>	<u>Actual Amounts GAAP Basis</u>	<u>Variance With Final Budget Positive (Negative)</u>
Revenue				
State Shared Revenue Allotments	\$ 5,600,000	\$ 5,600,000	\$ 6,204,366	\$ 604,366
Federal Grants	-	300,000	304,632	4,632
State Grants	6,563,416	3,281,708	3,281,708	-
Interest	10,000	5,000	5,790	790
	<u>12,173,416</u>	<u>9,186,708</u>	<u>9,796,496</u>	<u>609,788</u>
Total Revenue				
Expenditures				
Public Works				
Professional Services	55,000	2,500	22,952	(20,452)
Supplies	500,000	-	-	-
Property and Projects	18,771,179	4,183,500	3,600,991	582,509
	<u>19,326,179</u>	<u>4,186,000</u>	<u>3,623,943</u>	<u>562,057</u>
Total Expenditures				
Net Change in Fund Balance	(\$ 7,152,763)	\$ 5,000,708	6,172,553	\$ 1,171,845
Fund Balance, Beginning of Year			<u>12,264,544</u>	
Fund Balance, End of Year			<u>\$ 18,437,097</u>	

CITY OF JOLIET, ILLINOIS

Notes to Required Supplementary Information December 31, 2021

Basis of Accounting

The City prepared the budget for the general fund and the major special revenue funds on the modified accrual basis of accounting. Certain budgeted amounts were amended during the fiscal year.

Fund Deficit

As of December 31, 2021, the Evergreen Terrace II Fund had deficit fund balance of \$6,152,982. The deficit is anticipated to be reduced through future transfers from the General Fund.

CITY OF JOLIET, ILLINOIS

General Fund Detailed Schedule of Expenditures - Budget and Actual For the Year Ended December 31, 2021

	Original Budget	Final Budget	Actual Amounts GAAP Basis	Variance With Final Budget Positive (Negative)
Mayor and Council Department				
Mayor's Office				
Personnel Services	\$ 103,534	\$ 107,303	\$ 111,547	(\$ 4,244)
Personnel Benefits	23,598	27,321	28,311	(990)
Other Employee Costs	9,000	7,400	3,932	3,468
Professional Services	-	-	15,288	(15,288)
Other Services	1,400	1,025	723	302
Supplies	1,000	1,124	1,484	(360)
Other Expenditures	1,500	1,150	1,373	(223)
Total	140,032	145,323	162,658	(17,335)
City Council				
Personnel Services	152,000	159,151	160,812	(1,661)
Personnel Benefits	31,220	29,835	27,725	2,110
Other Employee Costs	450	450	-	450
Professional Services	-	-	120	(120)
Other Services	3,600	12,850	14,399	(1,549)
Supplies	550	1,126	515	611
Total	187,820	203,412	203,571	(159)
Liquor Commission				
Personnel Services	58,346	55,372	45,018	10,354
Personnel Benefits	8,797	14,033	11,338	2,695
Other Employee Costs	100	100	-	100
Professional Services	1,350	1,350	-	1,350
Other Services	1,150	1,058	1,058	-
Supplies	400	962	481	481
Total	70,143	72,875	57,895	14,980
Total Mayor and Council Department	397,995	421,610	424,124	(2,514)
Department of the City Manager				
City Manager's Office				
Personnel Services	272,344	442,033	452,718	(10,685)
Personnel Benefits	66,591	112,404	109,701	2,703
Other Employee Costs	116,700	120,430	96,302	24,128
Professional Services	204,750	204,700	241,204	(36,504)
Property Services	5,600	5,600	1,990	3,610
Other Services	26,270	4,648	5,198	(550)
Supplies	5,900	10,310	18,574	(8,264)
Other Expenditures	100,000	100,000	150,377	(50,377)
Total	798,155	1,000,125	1,076,064	(75,939)

(Continued)

CITY OF JOLIET, ILLINOIS

General Fund Detailed Schedule of Expenditures - Budget and Actual For the Year Ended December 31, 2021

	<u>Original Budget</u>	<u>Final Budget</u>	<u>Actual Amounts GAAP Basis</u>	<u>Variance With Final Budget Positive (Negative)</u>
Deputy City Manager				
Supplies	\$ 10,000	\$ 15,000	\$ 13,249	\$ 1,751
Other Expenditures	15,000	14,000	9,150	4,850
Total	<u>25,000</u>	<u>29,000</u>	<u>22,399</u>	<u>6,601</u>
 Total Department of the City Manager	 <u>823,155</u>	 <u>1,029,125</u>	 <u>1,098,463</u>	 (<u>69,338</u>)
Department of the City Clerk				
City Clerk				
Personnel Services	439,944	479,081	472,721	6,360
Personnel Benefits	107,789	122,951	119,512	3,439
Other Employee Costs	4,850	5,922	2,600	3,322
Professional Services	26,000	20,582	10,291	10,291
Property Services	10,000	10,000	-	10,000
Other Services	10,250	6,726	8,532	(1,806)
Supplies	15,000	19,438	14,897	4,541
Total	<u>613,833</u>	<u>664,700</u>	<u>628,553</u>	<u>36,147</u>
 Front Desk				
Personnel Services	137,660	134,850	135,615	(765)
Personnel Benefits	34,312	34,510	34,390	120
Professional Services	3,500	3,774	3,072	702
Other Services	-	-	719	(719)
Supplies	12,000	10,626	6,915	3,711
Total	<u>187,472</u>	<u>183,760</u>	<u>180,711</u>	<u>3,049</u>
 Total Department of the City Clerk	 <u>801,305</u>	 <u>848,460</u>	 <u>809,264</u>	 <u>39,196</u>
Department of Administrative Services				
Human Resources				
Personnel Services	368,051	377,932	379,145	(1,213)
Personnel Benefits	26,703,780	27,285,129	27,057,184	227,945
Other Employee Costs	6,750	8,533	6,802	1,731
Professional Services	326,000	406,000	339,123	66,877
Property Services	3,000	5,798	636	5,162
Other Services	612,000	858,726	610,723	248,003
Supplies	128,000	28,000	126,899	(98,899)
Other Expenditures	-	1,000	-	1,000
Total	<u>28,147,581</u>	<u>28,971,118</u>	<u>28,520,512</u>	<u>450,606</u>

(Continued)

CITY OF JOLIET, ILLINOIS

General Fund Detailed Schedule of Expenditures - Budget and Actual For the Year Ended December 31, 2021

	Original Budget	Final Budget	Actual Amounts GAAP Basis	Variance With Final Budget Positive (Negative)
Buildings and Grounds				
Personnel Services	\$ 815,663	\$ 896,878	\$ 845,102	\$ 51,776
Personnel Benefits	212,398	229,368	209,103	20,265
Other Employee Costs	70	70	690	(620)
Professional Services	42,000	31,976	23,302	8,674
Property Services	424,500	720,000	717,224	2,776
Other Services	1,900	1,210	1,008	202
Supplies	131,500	132,406	125,175	7,231
Other Expenditures	100,000	100,000	89,527	10,473
Total	1,728,031	2,111,908	2,011,131	100,777
Fleet Services				
Personnel Services	2,283,370	2,485,391	2,419,011	66,380
Personnel Benefits	577,122	634,606	608,365	26,241
Other Employee Costs	28,000	17,510	11,698	5,812
Professional Services	11,000	58,794	52,295	6,499
Property Services	1,470,000	1,570,000	1,592,333	(22,333)
Other Services	10,250	6,044	3,074	2,970
Supplies	1,515,029	1,821,854	1,607,634	214,220
Total	5,894,771	6,594,199	6,294,410	299,789
Total Department of Administrative Services	35,770,383	37,677,225	36,826,053	851,172
Department of Community and Economic Development				
Administration				
Personnel Services	392,916	147,837	151,467	(3,630)
Personnel Benefits	102,272	37,032	38,285	(1,253)
Other Employee Costs	11,200	11,200	3,295	7,905
Professional Services	60,000	60,000	8,662	51,338
Other Services	3,000	3,000	4,403	(1,403)
Supplies	500	500	873	(373)
Other Expenditures	1,293,227	1,293,427	1,257,426	36,001
Total	1,863,115	1,552,996	1,464,411	88,585
Buildings and Grounds				
Supplies	-	-	623	(623)
Total	-	-	623	(623)

(Continued)

CITY OF JOLIET, ILLINOIS

General Fund Detailed Schedule of Expenditures - Budget and Actual For the Year Ended December 31, 2021

	Original Budget	Final Budget	Actual Amounts GAAP Basis	Variance With Final Budget Positive (Negative)
Planning				
Personnel Services	\$ 546,859	\$ 428,706	\$ 474,913	(\$ 46,207)
Personnel Benefits	139,276	108,305	117,134	(8,829)
Other Employee Costs	8,500	2,440	2,527	(87)
Professional Services	340,000	20,596	41,816	(21,220)
Property Services	51,000	51,000	-	51,000
Other Services	10,250	5,072	12,996	(7,924)
Supplies	1,300	1,090	1,087	3
Other Expenditures	6,200	6,182	3,091	3,091
Total	1,103,385	623,391	653,564	(30,173)
Neighborhood Services				
Personnel Services	1,289,554	1,287,645	1,267,155	20,490
Personnel Benefits	328,307	330,362	319,619	10,743
Other Employee Costs	4,425	1,432	441	991
Professional Services	140,000	52,314	81,520	(29,206)
Property Services	91,000	74,220	117,960	(43,740)
Other Services	19,700	17,920	18,132	(212)
Supplies	7,150	9,916	9,953	(37)
Total	1,880,136	1,773,809	1,814,780	(40,971)
Inspections				
Personnel Services	962,625	962,032	923,332	38,700
Personnel Benefits	245,135	245,050	233,987	11,063
Other Employee Costs	5,700	2,232	2,154	78
Professional Services	65,000	828	125,995	(125,167)
Other Services	10,650	9,292	10,298	(1,006)
Supplies	4,700	1,942	5,092	(3,150)
Total	1,293,810	1,221,376	1,300,858	(79,482)
Total Department of Community and Economic Development	6,140,446	5,171,572	5,234,236	(62,664)
Department of Finance				
Administration				
Personnel Services	146,231	156,249	181,162	(24,913)
Personnel Benefits	37,159	896,772	815,086	81,686
Other Employee Costs	2,512	2,512	1,617	895
Professional Services	218,500	613,166	701,590	(88,424)
Other Services	2,025	4,093	2,399	1,694
Supplies	400	52,102	25,579	26,523
Other Expenditures	335,450	320,450	321,650	(1,200)
Total	742,277	2,045,344	2,049,083	(3,739)

(Continued)

CITY OF JOLIET, ILLINOIS

General Fund Detailed Schedule of Expenditures - Budget and Actual For the Year Ended December 31, 2021

	Original Budget	Final Budget	Actual Amounts GAAP Basis	Variance With Final Budget Positive (Negative)
Customer Service				
Personnel Services	\$ 71,587	\$ 87,214	\$ 83,142	\$ 4,072
Personnel Benefits	18,562	22,350	21,103	1,247
Other Employee Costs	450	2,010	1,127	883
Professional Services	4,000	2,188	1,996	192
Other Services	2,400	-	2,243	(2,243)
Supplies	4,000	6,264	4,701	1,563
Total	100,999	120,026	114,312	5,714
Accounting				
Personnel Services	311,570	326,691	306,810	19,881
Personnel Benefits	79,361	83,605	77,846	5,759
Other Employee Costs	9,055	6,364	3,274	3,090
Professional Services	580,000	598,472	635,805	(37,333)
Property Services	265,000	265,000	-	265,000
Other Services	8,500	53,118	10,470	42,648
Supplies	8,250	1,910	3,357	(1,447)
Total	1,261,736	1,335,160	1,037,562	297,598
Purchasing				
Personnel Services	209,235	199,066	211,351	(12,285)
Personnel Benefits	53,736	51,195	53,587	(2,392)
Other Employee Costs	2,360	3,376	1,703	1,673
Professional Services	10,250	17,876	19,963	(2,087)
Property Services	12,616,970	12,601,000	13,032,040	(431,040)
Other Services	1,100	1,572	1,608	(36)
Supplies	1,100	528	559	(31)
Total	12,894,751	12,874,613	13,320,811	(446,198)
Total Department of Finance	14,999,763	16,375,143	16,521,768	(146,625)
Technology Department				
Administration				
Personnel Services	151,173	156,478	157,901	(1,423)
Personnel Benefits	38,419	39,765	30,442	9,323
Other Employee Costs	11,500	18,456	9,364	9,092
Professional Services	550,000	550,000	520,025	29,975
Property Services	875,700	800,000	767,882	32,118
Other Services	1,500	3,464	3,783	(319)
Supplies	7,000	13,888	8,220	5,668
Total	1,635,292	1,582,051	1,497,617	84,434

(Continued)

CITY OF JOLIET, ILLINOIS

General Fund Detailed Schedule of Expenditures - Budget and Actual For the Year Ended December 31, 2021

	Original Budget	Final Budget	Actual Amounts GAAP Basis	Variance With Final Budget Positive (Negative)
Applications				
Personnel Services	\$ 469,218	\$ 659,322	\$ 661,317	(\$ 1,995)
Personnel Benefits	119,489	168,752	167,844	908
Other Employee Costs	-	-	400	(400)
Property Services	100,000	100,000	75,385	24,615
Other Services	-	-	404	(404)
Supplies	8,000	62	1,080	(1,018)
Total	696,707	928,136	906,430	21,706
Infrastructure				
Personnel Services	250,023	101,252	101,258	(6)
Personnel Benefits	63,632	25,845	25,688	157
Property Services	500,000	400,000	250,709	149,291
Other Services	376,000	337,402	323,785	13,617
Supplies	208,000	208,168	234,936	(26,768)
Other Expenditures	15,000	15,000	-	15,000
Total	1,412,655	1,087,667	936,376	151,291
Total Technology Department	3,744,654	3,597,854	3,340,423	257,431
Legal Department				
Legal				
Personnel Services	477,396	420,184	454,511	(34,327)
Personnel Benefits	121,599	106,969	113,684	(6,715)
Other Employee Costs	3,750	3,198	2,067	1,131
Professional Services	1,317,850	1,800,000	2,071,824	(271,824)
Property Services	80,000	108,630	104,089	4,541
Other Services	6,800	3,630	5,654	(2,024)
Supplies	16,000	11,486	1,867	9,619
Other Expenditures	500,000	1,447,322	1,272,006	175,316
Total	2,523,395	3,901,419	4,025,702	(124,283)
Adjudication				
Personnel Services	77,171	77,207	77,383	(176)
Personnel Benefits	19,664	19,573	19,447	126
Professional Services	24,000	14,900	82,588	(67,688)
Property Services	79,600	37,598	-	37,598
Other Services	14,400	7,224	8,234	(1,010)
Supplies	5,000	4,000	-	4,000
Total	219,835	160,502	187,652	(27,150)
Total Legal Department	2,743,230	4,061,921	4,213,354	(151,433)

(Continued)

CITY OF JOLIET, ILLINOIS

General Fund Detailed Schedule of Expenditures - Budget and Actual For the Year Ended December 31, 2021

	Original Budget	Final Budget	Actual Amounts GAAP Basis	Variance With Final Budget Positive (Negative)
Police Department				
Police Pension				
Personnel Benefits	\$ -	\$ -	\$ 17,822,557	(\$ 17,822,557)
Professional Services	-	-	433	(433)
Total	-	-	17,822,990	(17,822,990)
Administration/Operations				
Personnel Services	34,865,823	38,723,283	38,970,065	(246,782)
Personnel Benefits	19,516,603	19,587,737	1,782,352	17,805,385
Other Employee Costs	307,080	177,554	302,663	(125,109)
Professional Services	762,086	729,020	275,439	453,581
Property Services	991,784	1,618,804	1,321,737	297,067
Other Services	117,923	179,224	207,488	(28,264)
Supplies	488,355	402,910	399,090	3,820
Other Expenditures	6,500	4,166	2,383	1,783
Total	57,056,154	61,422,698	43,261,217	18,161,481
Investigations				
Supplies	-	-	1,531	(1,531)
Total	-	-	1,531	(1,531)
School Crossing Guards				
Personnel Services	315,619	101,027	166,660	(65,633)
Personnel Benefits	24,144	7,653	12,672	(5,019)
Total	339,763	108,680	179,332	(70,652)
Total Police Department	57,395,917	61,531,378	61,265,070	266,308
Fire Department				
Fire Pension				
Personnel Benefits	-	-	14,839,206	(14,839,206)
Total	-	-	14,839,206	(14,839,206)
Administration				
Personnel Services	24,665,436	27,343,597	27,924,394	(580,797)
Personnel Benefits	15,268,456	15,313,952	497,299	14,816,653
Other Employee Costs	59,000	46,000	36,880	9,120
Professional Services	15,000	15,000	170	14,830
Property Services	203,500	210,966	193,300	17,666
Other Services	42,800	58,914	60,144	(1,230)
Supplies	385,000	380,132	444,128	(63,996)
Total	40,639,192	43,368,561	29,156,315	14,212,246

(Continued)

CITY OF JOLIET, ILLINOIS

General Fund Detailed Schedule of Expenditures - Budget and Actual For the Year Ended December 31, 2021

	Original Budget	Final Budget	Actual Amounts GAAP Basis	Variance With Final Budget Positive (Negative)
Operations				
Professional Services	\$ 61,000	\$ 61,000	\$ 62,803	(\$ 1,803)
Supplies	7,000	7,000	-	7,000
Total	68,000	68,000	62,803	5,197
Emergency Management				
Personnel Services	25,449	25,449	-	25,449
Personnel Benefits	6,485	6,485	-	6,485
Other Employee Costs	1,500	1,500	-	1,500
Property Services	15,000	15,000	-	15,000
Other Services	100	100	-	100
Supplies	1,500	1,500	-	1,500
Other Expenditures	1,000	1,000	-	1,000
Total	51,034	51,034	-	51,034
Paramedic Services				
Other Employee Costs	27,500	25,410	205	25,205
Professional Services	16,000	16,000	-	16,000
Property Services	230,000	210,000	190,430	19,570
Total	273,500	251,410	190,635	60,775
Total Fire Department	41,031,726	43,739,005	44,248,959	(509,954)
Public Works Department				
Public Works				
Property Services	-	18,808	41,191	(22,383)
Total	-	18,808	41,191	(22,383)
Administration				
Personnel Services	279,550	279,001	275,911	3,090
Personnel Benefits	71,225	71,029	69,546	1,483
Other Employee Costs	1,650	1,510	669	841
Professional Services	200	452	227	225
Other Services	1,700	3,118	2,959	159
Supplies	400	400	-	400
Total	354,725	355,510	349,312	6,198
Buildings and Grounds				
Personnel Services	73,809	31,215	-	31,215
Personnel Benefits	5,646	2,731	-	2,731
Other Employee Costs	500	500	-	500
Professional Services	229,000	223,928	50,265	173,663
Property Services	325,000	319,800	209,130	110,670
Other Services	11,200	11,200	151	11,049
Supplies	50,500	30,896	43,971	(13,075)
Total	695,655	620,270	303,517	316,753

(Continued)

CITY OF JOLIET, ILLINOIS

General Fund Detailed Schedule of Expenditures - Budget and Actual For the Year Ended December 31, 2021

	Original Budget	Final Budget	Actual Amounts GAAP Basis	Variance With Final Budget Positive (Negative)
Engineering and Construction				
Personnel Services	\$ 1,434,844	\$ 1,758,948	\$ 1,653,849	\$ 105,099
Personnel Benefits	364,701	449,497	418,968	30,529
Other Employee Costs	4,350	5,760	3,079	2,681
Professional Services	442,000	462,960	498,008	(35,048)
Property Services	475,000	470,498	514,481	(43,983)
Other Services	14,500	12,252	10,484	1,768
Supplies	85,000	34,700	86,712	(52,012)
Other Expenditures	1,000	1,000	-	1,000
Total	2,821,395	3,195,615	3,185,581	10,034
Electrical				
Personnel Services	379,125	391,254	402,991	(11,737)
Personnel Benefits	96,132	99,189	100,897	(1,708)
Other Employee Costs	7,200	6,990	565	6,425
Professional Services	45,000	35,476	23,868	11,608
Property Services	1,500	1,988	2,682	(694)
Other Services	6,475	7,011	4,937	2,074
Supplies	3,608,200	3,127,112	4,224,576	(1,097,464)
Total	4,143,632	3,669,020	4,760,516	(1,091,496)
Roadways				
Personnel Services	4,764,304	5,528,292	4,968,558	559,734
Personnel Benefits	1,192,415	1,415,631	1,262,273	153,358
Other Employee Costs	11,470	6,998	7,170	(172)
Professional Services	36,500	24,446	26,840	(2,394)
Property Services	1,210,000	1,137,694	1,263,913	(126,219)
Other Services	9,100	11,396	10,766	630
Supplies	1,131,700	1,231,020	712,287	518,733
Total	8,355,489	9,355,477	8,251,807	1,103,670
Bicentennial Park				
Personnel Services	-	247,518	255,967	(8,449)
Personnel Benefits	-	63,296	64,926	(1,630)
Property Services	-	7,850	22,096	(14,246)
Other Services	-	420	846	(426)
Supplies	30,000	45,354	29,958	15,396
Total	30,000	364,438	373,793	(9,355)
Total Public Works Department	16,400,896	17,579,138	17,265,717	313,421
Total General Fund	\$ 180,249,470	\$ 192,032,431	\$ 191,247,431	\$ 785,000

This Page Intentionally Left Blank

NONMAJOR SPECIAL REVENUE FUNDS

To account for and report the proceeds of specific revenue sources that are restricted or committed to expenditure for specified purposes other than debt service or capital projects.

Block Grant Fund - Accounts for revenue and expenditures of the Community Development Block Grant Programs.

Grants and Special Revenue Fund – Accounts for revenue and expenditures related to the Grants and Accounts Fund created to record grant activities.

Special Revenue Revolving Fund – Accounts for revenue and expenditures related to the collection of fees, and forfeitures to be used for public safety purposes.

Foreign Fire Tax Fund – Accounts for a state shared tax on out-of-state insurance companies to be used for department purposes.

City Center Special Service Area Fund – Accounts for revenue and expenditures related to Special Area property tax levied for the City Center area.

Park Hill Special Service Area Fund – Accounts for revenue and expenditures related to Special Area property tax levied for the Park Hill subdivision.

Miscellaneous Special Service Area Fund – Accounts for revenue and expenditures related to Special property tax levied for the other areas.

Business District Tax Allocation Fund – Accounts for revenue and expenditures related to the business tax created for the Illinois Route 53 and Laraway Road Business District.

Tax Incremental Financing Fund #2 – Accounts for revenue and expenditures related to the Tax Financing District created for the Downtown Development Program.

Tax Incremental Financing Fund #3 – Accounts for revenue and expenditures related to the Tax Financing District created for the Cass Street Redevelopment Program.

Tax Incremental Financing Fund #4 – Accounts for revenue and expenditures related to the Tax Financing District created for the Presence-Saint Joseph Area Redevelopment Program.

Tax Incremental Financing Fund #5 – Accounts for revenue and expenditures related to the Tax Financing District created for the Downtown Redevelopment Project Area.

Tax Incremental Financing Fund #6 – Accounts for revenue and expenditures related to the Tax Financing District created for the Silver Cross Redevelopment Project Area.

Tax Incremental Financing Fund #7 – Accounts for revenue and expenditures related to the Tax Financing District created for the Rock Run Crossings Redevelopment Project Area.

NONMAJOR DEBT SERVICE FUND

This fund is used to account for and report financial resources that are restricted, committed, or assigned to expenditure for principal and interest on general long-term debt.

General Debt Service Fund - Accounts for the payment of principal and interest on general obligation bonds.

NONMAJOR CAPITAL PROJECTS FUNDS

These funds are used to account for and report financial resources that are restricted, committed, or assigned to expenditure for capital outlays, including the acquisition or construction of capital facilities and other capital assets.

Capital Improvement Fund - Accounts for expenditures of funds transferred in from the General Fund and Special Revenue Funds for various capital improvement projects.

Vehicle Replacement Fund - Accounts for revenue and expenditures related to the purchase and replacement of vehicles in the City's fleet.

Performance Bonds Fund - Accounts for expenditures for monies received from taxpayers for their portion of property improvement expenditures.

CITY OF JOLIET, ILLINOIS

All Nonmajor Governmental Funds
Combining Balance Sheet
December 31, 2021

	Special Revenue Funds					
	Block Grant Fund	Grants and Special Revenue Fund	Special Revenue Revolving Fund	Foreign Fire Tax Fund	City Center Special Service Area Fund	Park Hill Special Service Area Fund
ASSETS						
Cash	\$ -	\$ 5,817,817	\$ 1,065,284	\$ 663,111	\$ 1,012,783	\$ 54,022
Escrow Deposits	-	-	-	-	-	-
Investments	-	5,451,204	-	-	-	-
Receivables						
Property Taxes, Net of Allowance for Uncollectible Amounts	-	-	-	-	512,524	-
Intergovernmental	-	78,148	-	-	-	-
Accrued Interest	-	-	-	-	-	-
Accounts Receivable	-	-	-	-	950	-
Inventory	-	10,000	-	-	-	-
Due from Component Unit	-	-	-	-	-	-
Total Assets	-	11,357,169	1,065,284	663,111	1,526,257	54,022
LIABILITIES, DEFERRED INFLOWS OF RESOURCES, AND FUND BALANCES						
LIABILITIES						
Vouchers Payable	\$ 55,690	\$ 359,773	\$ 3,807	\$ -	\$ 23,926	\$ -
Customer Deposits and Credits	-	711,500	-	-	-	-
Unearned Revenue	-	-	-	-	950	-
Internal Payables	374,261	-	-	-	-	-
Accrued Payroll and Other	-	2,087	-	-	-	-
Total Liabilities	429,951	1,073,360	3,807	-	24,876	-
DEFERRED INFLOWS OF RESOURCES						
Deferred Property Taxes	-	-	-	-	503,410	-
Deferred Other Income	-	-	-	-	-	-
Total Deferred Inflows of Resources	-	-	-	-	503,410	-
FUND BALANCES						
Nonspendable	-	10,000	-	-	-	-
Restricted	-	10,273,809	1,061,477	663,111	997,749	54,022
Assigned	-	-	-	-	222	-
Unassigned	(429,951)	-	-	-	-	-
Total Fund Balances	(429,951)	10,283,809	1,061,477	663,111	997,971	54,022
Total Liabilities, Deferred Inflows of Resources, and Fund Balances						
	\$ -	\$ 11,357,169	\$ 1,065,284	\$ 663,111	\$ 1,526,257	\$ 54,022

Miscellaneous Special Service Area Fund	Business District Tax Allocation Fund	Tax Incremental Financing Fund #2	Tax Incremental Financing Fund #3	Tax Incremental Financing Fund #4	Tax Incremental Financing Fund #5	Tax Incremental Financing Fund #6	Tax Incremental Financing Fund #7	Total Special Revenue Funds
\$ 31,738	\$ -	\$ 557,782	\$ 290,229	\$ 126,282	\$ 140,292	\$ 3,772	\$ -	\$ 9,763,112
-	-	-	-	-	-	-	-	-
-	564,089	205,743	-	-	-	-	-	6,221,036
-	-	426,220	106,683	57,693	122,082	4,085	1,693	1,230,980
-	53,089	-	-	-	-	-	-	131,237
-	-	-	-	-	-	-	-	-
28,664	-	-	-	-	-	-	-	29,614
-	-	-	-	-	-	-	-	10,000
-	-	-	-	-	-	-	-	-
<u>60,402</u>	<u>617,178</u>	<u>1,189,745</u>	<u>396,912</u>	<u>183,975</u>	<u>262,374</u>	<u>7,857</u>	<u>1,693</u>	<u>17,385,979</u>

\$ -	\$ 32,570	\$ -	\$ 104,626	\$ -	\$ -	\$ -	\$ -	\$ 580,392
-	-	-	-	-	-	-	-	711,500
28,664	-	-	-	-	-	-	-	29,614
-	-	-	-	-	-	-	-	374,261
-	-	-	-	-	-	-	-	2,087
<u>28,664</u>	<u>32,570</u>	<u>-</u>	<u>104,626</u>	<u>-</u>	<u>-</u>	<u>-</u>	<u>-</u>	<u>1,697,854</u>
-	-	426,220	105,164	57,693	122,082	4,085	1,693	1,220,347
-	17,136	-	-	-	-	-	-	17,136
-	17,136	426,220	105,164	57,693	122,082	4,085	1,693	1,237,483
-	-	-	-	-	-	-	-	10,000
31,738	567,472	740,264	187,122	126,282	140,292	3,772	-	14,847,110
-	-	23,261	-	-	-	-	-	23,483
-	-	-	-	-	-	-	-	(429,951)
<u>31,738</u>	<u>567,472</u>	<u>763,525</u>	<u>187,122</u>	<u>126,282</u>	<u>140,292</u>	<u>3,772</u>	<u>-</u>	<u>14,450,642</u>
<u>\$ 60,402</u>	<u>\$ 617,178</u>	<u>\$ 1,189,745</u>	<u>\$ 396,912</u>	<u>\$ 183,975</u>	<u>\$ 262,374</u>	<u>\$ 7,857</u>	<u>\$ 1,693</u>	<u>\$ 17,385,979</u>

(Continued)

This Page Intentionally Left Blank

CITY OF JOLIET, ILLINOIS

All Nonmajor Governmental Funds
Combining Balance Sheet
December 31, 2021

	Debt Service Fund	Capital Projects Funds				Total
	General Debt Service Fund	Capital Improvement Fund	Vehicle Replacement Fund	Performance Bonds Fund	Total Capital Projects Funds	
ASSETS						
Cash	\$ -	\$ 1,508,918	\$ 1,362,547	\$ 120,196	\$ 2,991,661	\$ 12,754,773
Escrow Deposits	482,125	-	-	-	-	482,125
Investments	-	6,046,409	-	4,446,187	10,492,596	16,713,632
Receivables						
Property Taxes, Net of Allowance for Uncollectible Amounts	10,131	-	-	-	-	1,241,111
Intergovernmental	-	-	-	-	-	131,237
Accrued Interest	-	350	-	-	350	350
Accounts Receivable	-	-	181,009	-	181,009	210,623
Inventory	-	-	-	-	-	10,000
Due from Component Unit	75,334	-	-	-	-	75,334
Total Assets	<u>567,590</u>	<u>7,555,677</u>	<u>1,543,556</u>	<u>4,566,383</u>	<u>13,665,616</u>	<u>31,619,185</u>
LIABILITIES, DEFERRED INFLOWS OF RESOURCES, AND FUND BALANCES						
LIABILITIES						
Vouchers Payable	\$ -	\$ 1,632,964	\$ 83,479	\$ -	\$ 1,716,443	\$ 2,296,835
Customer Deposits and Credits	-	210,000	-	811,460	1,021,460	1,732,960
Unearned Revenue	-	-	-	-	-	29,614
Internal Payables	145,353	-	-	-	-	519,614
Accrued Payroll and Other	-	-	-	-	-	2,087
Total Liabilities	<u>145,353</u>	<u>1,842,964</u>	<u>83,479</u>	<u>811,460</u>	<u>2,737,903</u>	<u>4,581,110</u>
DEFERRED INFLOWS OF RESOURCES						
Deferred Property Taxes	-	-	-	-	-	1,220,347
Deferred Other Income	-	-	-	-	-	17,136
Total Deferred Inflows of Resources	<u>-</u>	<u>-</u>	<u>-</u>	<u>-</u>	<u>-</u>	<u>1,237,483</u>
FUND BALANCES						
Nonspendable	-	-	-	-	-	10,000
Restricted	422,237	-	-	3,440,495	3,440,495	18,709,842
Assigned	-	5,712,713	1,460,077	314,428	7,487,218	7,510,701
Unassigned	-	-	-	-	-	(429,951)
Total Fund Balances	<u>422,237</u>	<u>5,712,713</u>	<u>1,460,077</u>	<u>3,754,923</u>	<u>10,927,713</u>	<u>25,800,592</u>
 Total Liabilities, Deferred Inflows of Resources, and Fund Balances	<u>\$ 567,590</u>	<u>\$ 7,555,677</u>	<u>\$ 1,543,556</u>	<u>\$ 4,566,383</u>	<u>\$ 13,665,616</u>	<u>\$ 31,619,185</u>

CITY OF JOLIET, ILLINOIS

All Nonmajor Governmental Funds
Combining Statement of Revenue, Expenditures and
Changes in Fund Balances
For the Year Ended December 31, 2021

	Special Revenue Funds					
	Block Grant Fund	Grants and Special Revenue Fund	Special Revenue Revolving Fund	Foreign Fire Tax Fund	City Center Special Service Area Fund	Park Hill Special Service Area Fund
Revenue						
Property Taxes	\$ -	\$ -	\$ -	\$ -	\$ 551,485	\$ 8,003
Other Taxes	-	-	-	-	-	-
Intergovernmental State Shared Revenue	-	-	-	211,308	-	-
Federal, State and Private						
Grants and Allotments	1,347,046	7,889,847	-	-	-	-
Interest Earnings	-	9,016	318	222	-	-
Rentals and Fees	-	-	23,815	-	-	-
Fines and Forfeitures	-	-	266,696	-	-	-
Special Assessments	-	-	-	-	-	-
Other	-	-	8,298	-	-	-
Total Revenue	<u>1,347,046</u>	<u>7,898,863</u>	<u>299,127</u>	<u>211,530</u>	<u>551,485</u>	<u>8,003</u>
Expenditures						
Current:						
Public Safety	-	1,422,802	132,846	128,924	-	-
Employee Benefits	-	-	-	-	-	-
Community Development	772,072	186,791	-	-	266,661	4,875
Capital Outlay	553,370	527,183	161,957	-	18,170	-
Debt Service - Principal	-	-	-	-	-	-
Debt Service - Interest and Fees	-	-	-	-	-	-
Total Expenditures	<u>1,325,442</u>	<u>2,136,776</u>	<u>294,803</u>	<u>128,924</u>	<u>284,831</u>	<u>4,875</u>
Revenue Over (Under)						
Expenditures	21,604	5,762,087	4,324	82,606	266,654	3,128
Other Financing Sources (Uses)						
Transfers In	-	-	-	-	-	-
Transfers Out	-	-	-	-	(50,000)	-
Total Other Financing Sources (Uses)	<u>-</u>	<u>-</u>	<u>-</u>	<u>-</u>	<u>(50,000)</u>	<u>-</u>
Net Change in Fund Balance	<u>21,604</u>	<u>5,762,087</u>	<u>4,324</u>	<u>82,606</u>	<u>216,654</u>	<u>3,128</u>
Fund Balances (Deficits), Beginning of Year	<u>(451,555)</u>	<u>4,521,722</u>	<u>1,057,153</u>	<u>580,505</u>	<u>781,317</u>	<u>50,894</u>
Fund Balances (Deficits), End of Year	<u>(\$ 429,951)</u>	<u>\$ 10,283,809</u>	<u>\$ 1,061,477</u>	<u>\$ 663,111</u>	<u>\$ 997,971</u>	<u>\$ 54,022</u>

Miscellaneous Special Service Area Fund	Business District Tax Allocation Fund	Tax Incremental Financing Fund #2	Tax Incremental Financing Fund #3	Tax Incremental Financing Fund #4	Tax Incremental Financing Fund #5	Tax Incremental Financing Fund #6	Tax Incremental Financing Fund #7	Total Special Revenue Funds
\$ -	\$ -	\$ 17,608	\$ 49,336	\$ 57,100	\$ 102,851	\$ 3,826	\$ -	\$ 790,209
-	-	-	-	-	-	-	-	-
-	154,030	-	-	-	-	-	-	365,338
-	-	-	-	-	-	-	-	9,236,893
-	296	82	6	-	-	-	-	9,940
-	-	-	-	-	-	-	-	23,815
-	-	-	-	-	-	-	-	266,696
6,533	-	-	-	-	-	-	-	6,533
-	-	-	-	-	-	-	-	8,298
6,533	154,326	17,690	49,342	57,100	102,851	3,826	-	10,707,722
-	-	-	-	-	-	-	-	1,684,572
-	-	-	-	-	-	-	-	-
-	-	5,920	2,360	2,360	9,840	2,361	-	1,253,240
-	-	-	84,880	-	-	-	-	1,345,560
-	-	-	-	-	-	-	-	-
-	-	-	-	-	-	-	-	-
-	-	5,920	87,240	2,360	9,840	2,361	-	4,283,372
6,533	154,326	11,770 (37,898)	54,740	93,011	1,465	-	6,424,350
-	-	-	-	-	-	-	-	-
-	-	-	-	-	-	-	-	(50,000)
-	-	-	-	-	-	-	-	(50,000)
6,533	154,326	11,770 (37,898)	54,740	93,011	1,465	-	6,374,350
25,205	413,146	751,755	225,020	71,542	47,281	2,307	-	8,076,292
\$ 31,738	\$ 567,472	\$ 763,525	\$ 187,122	\$ 126,282	\$ 140,292	\$ 3,772	\$ -	\$ 14,450,642

(Continued)

CITY OF JOLIET, ILLINOIS

All Nonmajor Governmental Funds
Combining Statement of Revenue, Expenditures and
Changes in Fund Balances
For the Year Ended December 31, 2021

	Debt Service Fund	Capital Projects Funds				
	General Debt Service Fund	Capital Improvement Fund	Vehicle Replacement Fund	Performance Bonds Fund	Total Capital Projects Funds	Total
Revenue						
Property Taxes	\$ 1,581,795	\$ -	\$ -	\$ -	\$ -	\$ 2,372,004
Other Taxes	-	-	2,053,343	-	2,053,343	2,053,343
Intergovernmental State Shared Revenue	-	-	-	-	-	365,338
Federal, State and Private						
Grants and Allotments	-	-	-	-	-	9,236,893
Interest Earnings	-	2,090	-	1,807	3,897	13,837
Rentals and Fees	-	-	-	-	-	23,815
Fines and Forfeitures	-	-	-	-	-	266,696
Special Assessments	-	-	-	-	-	6,533
Other	-	100,000	148,676	-	248,676	256,974
Total Revenue	1,581,795	102,090	2,202,019	1,807	2,305,916	14,595,433
Expenditures						
Current:						
Public Safety	-	-	-	-	-	1,684,572
Employee Benefits	-	-	-	-	-	-
Community Development	-	-	-	-	-	1,253,240
Capital Outlay	-	9,476,751	4,037,541	275,413	13,789,705	15,135,265
Debt Service - Principal	1,590,000	-	305,000	-	305,000	1,895,000
Debt Service - Interest	65,700	3,402	126,748	-	130,150	195,850
Total Expenditures	1,655,700	9,480,153	4,469,289	275,413	14,224,855	20,163,927
Revenue Over (Under)						
Expenditures	(73,905)	(9,378,063)	(2,267,270)	(273,606)	(11,918,939)	(5,568,494)
Other Financing Sources (Uses)						
Transfers In	-	10,801,133	-	-	10,801,133	10,801,133
Transfers Out	-	-	-	-	-	(50,000)
Total Other Financing Sources (Uses)	-	10,801,133	-	-	10,801,133	10,751,133
Net Change in Fund Balance	(73,905)	1,423,070	(2,267,270)	(273,606)	(1,117,806)	5,182,639
Fund Balances (Deficits), Beginning of Year	496,142	4,289,643	3,727,347	4,028,529	12,045,519	20,617,953
Fund Balances (Deficits), End of Year	\$ 422,237	\$ 5,712,713	\$ 1,460,077	\$ 3,754,923	\$ 10,927,713	\$ 25,800,592

CITY OF JOLIET, ILLINOIS

Block Grant Fund

Schedule of Revenue, Expenditures, and Changes in Fund Balance - Budget and Actual For the Year Ended December 31, 2021

	<u>Original Budget</u>	<u>Final Budget</u>	<u>Actual Amounts GAAP Basis</u>	<u>Variance With Final Budget Positive (Negative)</u>
Revenue				
Federal Grants	\$ 2,599,070	\$ 1,500,000	\$ 1,347,046	(\$ 152,954)
Total Revenue	<u>2,599,070</u>	<u>1,500,000</u>	<u>1,347,046</u>	<u>(152,954)</u>
Expenditures				
Community Development				
Other Employee Costs	3,500	-	-	-
Professional Services	926,754	1,000,000	771,716	228,284
Property Services	1,415,874	-	-	-
Other Services	3,000	500	356	144
Property and Projects	<u>-</u>	<u>500,000</u>	<u>553,370</u>	<u>(53,370)</u>
Total Expenditures	<u>2,349,128</u>	<u>1,500,500</u>	<u>1,325,442</u>	<u>175,058</u>
Net Change in Fund Balance	<u>\$ 249,942</u>	<u>(\$ 500)</u>	21,604	<u>\$ 22,104</u>
Fund Balance (Deficit), Beginning of Year			(451,555)	
Fund Balance (Deficit), End of Year			<u>(\$ 429,951)</u>	

CITY OF JOLIET, ILLINOIS

Grants and Special Revenue Fund

Schedule of Revenue, Expenditures, and Changes in Fund Balance - Budget and Actual

For the Year Ended December 31, 2021

	Original Budget	Final Budget	Actual Amounts GAAP Basis	Variance With Final Budget Positive (Negative)
Revenue				
Federal Grants	\$ 130,000	\$ 626,846	\$ 286,269	(\$ 340,577)
State Grants	200,000	1,761,462	7,603,578	5,842,116
Interest	18,000	5,676	9,016	3,340
Total Revenue	<u>348,000</u>	<u>2,393,984</u>	<u>7,898,863</u>	<u>5,504,879</u>
Expenditures				
Public Safety				
Personnel Services	450,000	1,168,070	1,012,768	155,302
Personnel Benefits	700	770	767	3
Other Employee Costs	8,134	32,030	67,105	(35,075)
Professional Services	40,000	-	-	-
Property Services	5,000	83,124	189,416	(106,292)
Other Services	-	4,486	5,554	(1,068)
Supplies	109,000	50,410	143,650	(93,240)
Other Expenditures	1,500	5,280	3,542	1,738
Property and Projects	-	118,060	237,180	(119,120)
Public Works				
Property and Projects	1,100,000	103,164	66,141	37,023
Community Development				
Personnel Services	35,000	-	-	-
Personnel Benefits	2,650	-	-	-
Other Employee Costs	3,750	-	-	-
Professional Services	400,000	148,158	178,686	(30,528)
Other Services	15,600	-	7,850	(7,850)
Supplies	36,500	142	130	12
Other Expenditures	-	-	125	(125)
Property and Projects	-	20,800	223,862	(203,062)
Total Expenditures	<u>2,207,834</u>	<u>1,734,494</u>	<u>2,136,776</u>	<u>(402,282)</u>
Net Change in Fund Balance	<u>(\$ 1,859,834)</u>	<u>\$ 659,490</u>	<u>5,762,087</u>	<u>\$ 5,102,597</u>
Fund Balance, Beginning of Year			<u>4,521,722</u>	
Fund Balance, End of Year			<u>\$ 10,283,809</u>	

CITY OF JOLIET, ILLINOIS

Special Revenue Revolving Fund Schedule of Revenue, Expenditures, and Changes in Fund Balance - Budget and Actual For the Year Ended December 31, 2021

	<u>Original Budget</u>	<u>Final Budget</u>	<u>Actual Amounts GAAP Basis</u>	<u>Variance With Final Budget Positive (Negative)</u>
Revenue				
Fees	\$ -	\$ -	\$ 23,815	\$ 23,815
Forfeitures	78,500	78,500	107,026	28,526
Fines	165,000	165,000	159,670	(5,330)
Interest	50	50	318	268
Miscellaneous Revenue	<u>20,000</u>	<u>20,000</u>	<u>8,298</u>	<u>(11,702)</u>
Total Revenue	<u>263,550</u>	<u>263,550</u>	<u>299,127</u>	<u>35,577</u>
Expenditures				
Public Safety				
Other Employee Costs	43,700	43,700	28,596	15,104
Professional Services	64,500	64,500	36,556	27,944
Property Services	1,000	1,000	1,200	(200)
Other Services	5,000	5,000	3,876	1,124
Supplies	200,000	200,000	27,867	172,133
Other Expenditures	42,000	42,000	34,751	7,249
Property and Projects	<u>110,000</u>	<u>110,000</u>	<u>161,957</u>	<u>(51,957)</u>
Total Expenditures	<u>466,200</u>	<u>466,200</u>	<u>294,803</u>	<u>171,397</u>
Net Change in Fund Balance	<u>(\$ 202,650)</u>	<u>(\$ 202,650)</u>	4,324	<u>\$ 206,974</u>
Fund Balance, Beginning of Year			<u>1,057,153</u>	
Fund Balance, End of Year			<u>\$ 1,061,477</u>	

CITY OF JOLIET, ILLINOIS

Foreign Fire Tax Fund Schedule of Revenue, Expenditures, and Changes in Fund Balance - Budget and Actual For the Year Ended December 31, 2021

	<u>Original Budget</u>	<u>Final Budget</u>	<u>Actual Amounts GAAP Basis</u>	<u>Variance With Final Budget Positive (Negative)</u>
Revenue				
State Shared Revenue	\$ 228,000	\$ 235,585	\$ 211,308	(\$ 24,277)
Interest	-	182	222	40
Total Revenue	<u>228,000</u>	<u>235,767</u>	<u>211,530</u>	<u>(24,237)</u>
Expenditures				
Public Safety				
Other Employee Costs	-	-	3,590	(3,590)
Professional Services	-	-	5,560	(5,560)
Supplies	-	-	119,774	(119,774)
Other Expenditures	<u>228,000</u>	<u>228,000</u>	<u>-</u>	<u>228,000</u>
Total Expenditures	<u>228,000</u>	<u>228,000</u>	<u>128,924</u>	<u>99,076</u>
Net Change in Fund Balance	<u>\$ -</u>	<u>\$ 7,767</u>	82,606	<u>\$ 74,839</u>
Fund Balance, Beginning of Year			<u>580,505</u>	
Fund Balance, End of Year			<u>\$ 663,111</u>	

CITY OF JOLIET, ILLINOIS

City Center Special Service Area Fund Schedule of Revenue, Expenditures, and Changes in Fund Balance - Budget and Actual For the Year Ended December 31, 2021

	Original Budget	Final Budget	Actual Amounts GAAP Basis	Variance With Final Budget Positive (Negative)
Revenue				
Property Taxes	\$ 530,000	\$ 530,000	\$ 551,485	\$ 21,485
Total Revenue	<u>530,000</u>	<u>530,000</u>	<u>551,485</u>	<u>21,485</u>
Expenditures				
Community Development				
Professional Services	75,000	75,000	(198,519)	273,519
Other Expenditures	400,000	400,000	465,180	(65,180)
Property and Projects	<u>250,000</u>	<u>100,000</u>	<u>18,170</u>	<u>81,830</u>
Total Expenditures	<u>725,000</u>	<u>575,000</u>	<u>284,831</u>	<u>290,169</u>
Revenue Over (Under) Expenditures	(195,000)	(45,000)	266,654	311,654
Other Financing (Uses)				
Transfers Out	(50,000)	(50,000)	(50,000)	-
Total Other Financing (Uses)	(50,000)	(50,000)	(50,000)	-
Net Change in Fund Balance	(\$ 245,000)	(\$ 95,000)	216,654	\$ 311,654
Fund Balance, Beginning of Year			<u>781,317</u>	
Fund Balance, End of Year			<u>\$ 997,971</u>	

CITY OF JOLIET, ILLINOIS

Park Hill Special Service Area Fund Schedule of Revenue, Expenditures, and Changes in Fund Balance - Budget and Actual For the Year Ended December 31, 2021

	Original Budget	Final Budget	Actual Amounts GAAP Basis	Variance With Final Budget Positive (Negative)
Revenue				
Property Taxes	\$ 8,000	\$ 8,000	\$ 8,003	\$ 3
Total Revenue	8,000	8,000	8,003	3
Expenditures				
Community Development				
Property Services	7,000	7,000	4,875	2,125
Total Expenditures	7,000	7,000	4,875	2,125
Net Change in Fund Balance	\$ 1,000	\$ 1,000	3,128	\$ 2,128
Fund Balance, Beginning of Year			50,894	
Fund Balance, End of Year			\$ 54,022	

CITY OF JOLIET, ILLINOIS

Miscellaneous Special Service Area Fund Schedule of Revenue, Expenditures, and Changes in Fund Balance - Budget and Actual For the Year Ended December 31, 2021

	<u>Original Budget</u>	<u>Final Budget</u>	<u>Actual Amounts GAAP Basis</u>	<u>Variance With Final Budget Positive (Negative)</u>
Revenue				
Property Taxes	\$ 14,000	\$ 14,000	\$ -	(\$ 14,000)
Special Assessments	<u>-</u>	<u>-</u>	<u>6,533</u>	<u>6,533</u>
Total Revenue	<u>14,000</u>	<u>14,000</u>	<u>6,533</u>	<u>(7,467)</u>
Expenditures				
Community Development Property and Projects	<u>14,000</u>	<u>14,000</u>	<u>-</u>	<u>14,000</u>
Total Expenditures	<u>14,000</u>	<u>14,000</u>	<u>-</u>	<u>14,000</u>
Net Change in Fund Balance	<u>\$ -</u>	<u>\$ -</u>	<u>6,533</u>	<u>\$ 6,533</u>
Fund Balance, Beginning of Year			<u>25,205</u>	
Fund Balance, End of Year			<u>\$ 31,738</u>	

CITY OF JOLIET, ILLINOIS

Business District Tax Allocation Fund Schedule of Revenue, Expenditures, and Changes in Fund Balance - Budget and Actual For the Year Ended December 31, 2021

	<u>Original Budget</u>	<u>Final Budget</u>	<u>Actual Amounts GAAP Basis</u>	<u>Variance With Final Budget Positive (Negative)</u>
Revenue				
State Shared Revenue	\$ 120,000	\$ 120,000	\$ 220,310	\$ 100,310
Less Rebates	(69,000)	(69,000)	(66,280)	2,720
State Shared Revenue, Net	51,000	51,000	154,030	103,030
Interest	3,500	3,500	296	(3,204)
Total Revenue	<u>54,500</u>	<u>54,500</u>	<u>154,326</u>	<u>99,826</u>
Expenditures				
Total Expenditures	<u>-</u>	<u>-</u>	<u>-</u>	<u>-</u>
Net Change in Fund Balance	<u>\$ 54,500</u>	<u>\$ 54,500</u>	<u>154,326</u>	<u>\$ 99,826</u>
Fund Balance, Beginning of Year			<u>413,146</u>	
Fund Balance, End of Year			<u>\$ 567,472</u>	

CITY OF JOLIET, ILLINOIS

Tax Incremental Financing Fund #2 Schedule of Revenue, Expenditures, and Changes in Fund Balance - Budget and Actual For the Year Ended December 31, 2021

	<u>Original Budget</u>	<u>Final Budget</u>	<u>Actual Amounts GAAP Basis</u>	<u>Variance With Final Budget Positive (Negative)</u>
Revenue				
Property Taxes	\$ 450,000	\$ 430,000	\$ 424,106	(\$ 5,894)
Less Rebates	(400,000)	(400,000)	(406,498)	(6,498)
Property Taxes, Net	50,000	30,000	17,608	(12,392)
Interest	2,000	150	82	(68)
Total Revenue	<u>52,000</u>	<u>30,150</u>	<u>17,690</u>	<u>(12,460)</u>
Expenditures				
Community Development				
Professional Services	50,000	30,150	5,920	24,230
Property and Projects	<u>2,000</u>	<u>-</u>	<u>-</u>	<u>-</u>
Total Expenditures	<u>52,000</u>	<u>30,150</u>	<u>5,920</u>	<u>24,230</u>
Net Change in Fund Balance	<u>\$ -</u>	<u>\$ -</u>	11,770	<u>\$ 11,770</u>
Fund Balance, Beginning of Year			<u>751,755</u>	
Fund Balance, End of Year			<u>\$ 763,525</u>	

CITY OF JOLIET, ILLINOIS

Tax Incremental Financing Fund #3 Schedule of Revenue, Expenditures, and Changes in Fund Balance - Budget and Actual For the Year Ended December 31, 2021

	<u>Original Budget</u>	<u>Final Budget</u>	<u>Actual Amounts GAAP Basis</u>	<u>Variance With Final Budget Positive (Negative)</u>
Revenue				
Property Taxes	\$ 102,500	\$ 100,000	\$ 101,120	\$ 1,120
Less Rebates	(100,000)	(55,000)	(51,784)	3,216
Property Taxes, Net	2,500	45,000	49,336	4,336
Interest	-	-	6	6
Total Revenue	<u>2,500</u>	<u>45,000</u>	<u>49,342</u>	<u>4,342</u>
Expenditures				
Community Development				
Professional Services	2,500	105,961	2,360	103,601
Property and Projects	-	-	84,880	(84,880)
Total Expenditures	<u>2,500</u>	<u>105,961</u>	<u>87,240</u>	<u>18,721</u>
Net Change in Fund Balance	<u>\$ -</u>	<u>(\$ 60,961)</u>	<u>(37,898)</u>	<u>\$ 23,063</u>
Fund Balance, Beginning of Year			<u>225,020</u>	
Fund Balance, End of Year			<u>\$ 187,122</u>	

CITY OF JOLIET, ILLINOIS

Tax Incremental Financing Fund #4 Schedule of Revenue, Expenditures, and Changes in Fund Balance - Budget and Actual For the Year Ended December 31, 2021

	<u>Original Budget</u>	<u>Final Budget</u>	<u>Actual Amounts GAAP Basis</u>	<u>Variance With Final Budget Positive (Negative)</u>
Revenue				
Property Taxes	\$ 47,000	\$ 47,000	\$ 57,100	\$ 10,100
Less Rebates	(15,000)	(15,000)	-	15,000
Property Taxes, Net	<u>32,000</u>	<u>32,000</u>	<u>57,100</u>	<u>25,100</u>
Total Revenue	<u>32,000</u>	<u>32,000</u>	<u>57,100</u>	<u>25,100</u>
Expenditures				
Community Development				
Professional Services	<u>2,255</u>	<u>2,255</u>	<u>2,360</u>	(<u>105</u>)
Total Expenditures	<u>2,255</u>	<u>2,255</u>	<u>2,360</u>	(<u>105</u>)
Net Change in Fund Balance	<u>\$ 29,745</u>	<u>\$ 29,745</u>	54,740	<u>\$ 24,995</u>
Fund Balance, Beginning of Year			<u>71,542</u>	
Fund Balance, End of Year			<u>\$ 126,282</u>	

CITY OF JOLIET, ILLINOIS

Tax Incremental Financing Fund #5 Schedule of Revenue, Expenditures, and Changes in Fund Balance - Budget and Actual For the Year Ended December 31, 2021

	<u>Original Budget</u>	<u>Final Budget</u>	<u>Actual Amounts GAAP Basis</u>	<u>Variance With Final Budget Positive (Negative)</u>
Revenue				
Property Taxes	\$ 48,000	\$ 70,000	\$ 112,442	\$ 42,442
Less Rebates	(14,200)	(14,200)	(9,591)	4,609
Property Taxes, Net	<u>33,800</u>	<u>55,800</u>	<u>102,851</u>	<u>47,051</u>
Total Revenue	<u>33,800</u>	<u>55,800</u>	<u>102,851</u>	<u>47,051</u>
Expenditures				
Community Development				
Professional Services	<u>11,000</u>	<u>1,500</u>	<u>9,840</u>	(8,340)
Total Expenditures	<u>11,000</u>	<u>1,500</u>	<u>9,840</u>	(8,340)
Net Change in Fund Balance	<u>\$ 22,800</u>	<u>\$ 54,300</u>	93,011	<u>\$ 38,711</u>
Fund Balance, Beginning of Year			<u>47,281</u>	
Fund Balance, End of Year			<u>\$ 140,292</u>	

CITY OF JOLIET, ILLINOIS

Tax Incremental Financing Fund #6 Schedule of Revenue, Expenditures, and Changes in Fund Balance - Budget and Actual For the Year Ended December 31, 2021

	<u>Original Budget</u>	<u>Final Budget</u>	<u>Actual Amounts GAAP Basis</u>	<u>Variance With Final Budget Positive (Negative)</u>
Revenue				
Property Taxes	\$ 4,000	\$ 3,307	\$ 3,826	\$ 519
Total Revenue	<u>4,000</u>	<u>3,307</u>	<u>3,826</u>	<u>519</u>
Expenditures				
Community Development				
Professional Services	<u>4,000</u>	<u>4,000</u>	<u>2,361</u>	<u>1,639</u>
Total Expenditures	<u>4,000</u>	<u>4,000</u>	<u>2,361</u>	<u>1,639</u>
Net Change in Fund Balance	<u>\$ -</u>	<u>(\$ 693)</u>	1,465	<u>\$ 2,158</u>
Fund Balance, Beginning of Year			<u>2,307</u>	
Fund Balance, End of Year			<u>\$ 3,772</u>	

CITY OF JOLIET, ILLINOIS

General Debt Service Fund Schedule of Revenue, Expenditures, and Changes in Fund Balance - Budget and Actual For the Year Ended December 31, 2021

	<u>Original Budget</u>	<u>Final Budget</u>	<u>Actual Amounts GAAP Basis</u>	<u>Variance With Final Budget Positive (Negative)</u>
Revenue				
Property Taxes	\$ 1,655,100	\$ 1,650,000	\$ 1,581,795	(\$ 68,205)
Total Revenue	<u>1,655,100</u>	<u>1,650,000</u>	<u>1,581,795</u>	<u>(68,205)</u>
Expenditures				
Debt Principal	1,590,000	1,590,000	1,590,000	-
Debt Interest	<u>65,100</u>	<u>64,600</u>	<u>65,700</u>	<u>(1,100)</u>
Total Expenditures	<u>1,655,100</u>	<u>1,654,600</u>	<u>1,655,700</u>	<u>(1,100)</u>
Net Change in Fund Balance	<u>\$ -</u>	<u>(\$ 4,600)</u>	<u>(73,905)</u>	<u>(\$ 69,305)</u>
Fund Balance, Beginning of Year			<u>496,142</u>	
Fund Balance, End of Year			<u>\$ 422,237</u>	

CITY OF JOLIET, ILLINOIS

Capital Improvement Fund Schedule of Revenue, Expenditures, and Changes in Fund Balance - Budget and Actual For the Year Ended December 31, 2021

	<u>Original Budget</u>	<u>Final Budget</u>	<u>Actual Amounts GAAP Basis</u>	<u>Variance With Final Budget Positive (Negative)</u>
Revenue				
Interest	\$ 10,000	\$ 1,536	\$ 2,090	\$ 554
Miscellaneous Revenue	<u>9,760,545</u>	<u>4,436,805</u>	<u>100,000</u>	<u>(4,336,805)</u>
Total Revenue	<u>9,770,545</u>	<u>4,438,341</u>	<u>102,090</u>	<u>(4,336,251)</u>
Expenditures				
General Government				
Property and Projects	733,449	157,704	157,690	14
Public Safety				
Property and Projects	192,416	477,022	494,452	(17,430)
Public Works				
Property and Projects	113,500	138,005	331,292	(193,287)
Community Development				
Property and Projects	12,761,588	4,496,805	8,493,317	(3,996,512)
Debt Interest	<u>-</u>	<u>-</u>	<u>3,402</u>	<u>(3,402)</u>
Total Expenditures	<u>13,800,953</u>	<u>5,269,536</u>	<u>9,480,153</u>	<u>(4,210,617)</u>
Revenue (Under) Expenditures	(4,030,408)	(831,195)	(9,378,063)	(8,546,868)
Other Financing Sources				
Transfers In	<u>50,000</u>	<u>10,801,133</u>	<u>10,801,133</u>	<u>-</u>
Total Other Financing Sources	<u>50,000</u>	<u>10,801,133</u>	<u>10,801,133</u>	<u>-</u>
Net Change in Fund Balance	<u>(\$ 3,980,408)</u>	<u>\$ 9,969,938</u>	<u>1,423,070</u>	<u>(\$ 8,546,868)</u>
Fund Balance, Beginning of Year			<u>4,289,643</u>	
Fund Balance, End of Year			<u>\$ 5,712,713</u>	

CITY OF JOLIET, ILLINOIS

Vehicle Replacement Fund Schedule of Revenue, Expenditures, and Changes in Fund Balance - Budget and Actual For the Year Ended December 31, 2021

	<u>Original Budget</u>	<u>Final Budget</u>	<u>Actual Amounts GAAP Basis</u>	<u>Variance With Final Budget Positive (Negative)</u>
Revenue				
Other Taxes	\$ 1,500,000	\$ 1,931,000	\$ 2,053,343	\$ 122,343
Miscellaneous Revenue	-	132,000	148,676	16,676
Total Revenue	<u>1,500,000</u>	<u>2,063,000</u>	<u>2,202,019</u>	<u>139,019</u>
Expenditures				
General Government				
Property and Projects	5,076,559	4,312,982	6,965	4,306,017
Public Safety				
Property and Projects	-	-	1,829,696	(1,829,696)
Public Works				
Property and Projects	-	-	2,200,880	(2,200,880)
Debt Principal	305,000	305,000	305,000	-
Debt Interest and Fees	<u>126,748</u>	<u>126,748</u>	<u>126,748</u>	<u>-</u>
Total Expenditures	<u>5,508,307</u>	<u>4,744,730</u>	<u>4,469,289</u>	<u>275,441</u>
Net Change in Fund Balance	<u>(\$ 4,008,307)</u>	<u>(\$ 2,681,730)</u>	<u>(2,267,270)</u>	<u>\$ 414,460</u>
Fund Balance, Beginning of Year			<u>3,727,347</u>	
Fund Balance, End of Year			<u>\$ 1,460,077</u>	

CITY OF JOLIET, ILLINOIS

Performance Bonds Fund Schedule of Revenue, Expenditures, and Changes in Fund Balance - Budget and Actual For the Year Ended December 31, 2021

	<u>Original Budget</u>	<u>Final Budget</u>	<u>Actual Amounts GAAP Basis</u>	<u>Variance With Final Budget Positive (Negative)</u>
Revenue				
Interest	\$ 10,000	\$ 1,000	\$ 1,807	\$ 807
Miscellaneous Revenue	<u>500,000</u>	<u>-</u>	<u>-</u>	<u>-</u>
Total Revenue	<u>510,000</u>	<u>1,000</u>	<u>1,807</u>	<u>807</u>
Expenditures				
Public Works				
Property and Projects	<u>4,619,729</u>	<u>1,000,000</u>	<u>275,413</u>	<u>724,587</u>
Total Expenditures	<u>4,619,729</u>	<u>1,000,000</u>	<u>275,413</u>	<u>724,587</u>
Net Change in Fund Balance	<u>(\$ 4,109,729)</u>	<u>(\$ 999,000)</u>	<u>(273,606)</u>	<u>\$ 725,394</u>
Fund Balance, Beginning of Year			<u>4,028,529</u>	
Fund Balance, End of Year			<u>\$ 3,754,923</u>	

This Page Intentionally Left Blank

TRUST FUNDS

These funds are used to accumulate resources for the payment of retirement benefits.

Joliet Police Pension Fund and Joliet Firefighters' Pension Fund - Account for property tax revenue and contributions from participants used to fund the respective pension plans and payments to beneficiaries in accordance with the Illinois Pension Code.

CITY OF JOLIET, ILLINOIS

Pension Trust Funds Combining Statement of Net Position December 31, 2021

	Joliet Police Pension Fund	Joliet Firefighters' Pension Fund	Total
ASSETS			
Cash	\$ 64,468	\$ 140,334	\$ 204,802
Investments, at Fair Value			
U.S. Government and Agency Securities	48,562,784	33,241,977	81,804,761
U.S. Government Sponsored Agency Securities	1,485,318	1,719,634	3,204,952
State and Local Government Securities	3,842,482	2,189,368	6,031,850
Insurance Company Contracts	17,374,168	19,422,219	36,796,387
Money Market Mutual Funds	17,185,875	8,935,784	26,121,659
Mutual Funds	198,545,321	135,789,082	334,334,403
Corporate Bonds	41,296,450	35,712,112	77,008,562
Total Investments	328,292,398	237,010,176	565,302,574
Accrued Interest Receivable	382,274	318,889	701,163
Prepaid Items	11,817	760	12,577
Due from Primary Government	117,565	97,526	215,091
Total Assets	328,868,522	237,567,685	566,436,207
LIABILITIES			
Accrued Investment Expenses	79,061	81,091	160,152
Total Liabilities	79,061	81,091	160,152
NET POSITION RESTRICTED FOR PENSIONS	<u>\$ 328,789,461</u>	<u>\$ 237,486,594</u>	<u>\$ 566,276,055</u>

CITY OF JOLIET, ILLINOIS

Pension Trust Funds Combining Statement of Changes in Net Position For the Year Ended December 31, 2021

	Joliet Police Pension Fund	Joliet Firefighters' Pension Fund	Total
Additions			
Contributions			
Employer Contributions	\$ 17,822,557	\$ 14,839,206	\$ 32,661,763
Plan Member Contributions	3,279,457	2,337,962	5,617,419
Total Contributions	<u>21,102,014</u>	<u>17,177,168</u>	<u>38,279,182</u>
Investment Income			
Net Increase in Fair Value of Investments	20,260,648	24,903,893	45,164,541
Interest and Dividends	15,105,803	3,875,642	18,981,445
	35,366,451	28,779,535	64,145,986
Less Investment Expenses	<u>351,777</u>	<u>286,170</u>	<u>637,947</u>
Net Investment Income	<u>35,014,674</u>	<u>28,493,365</u>	<u>63,508,039</u>
Miscellaneous Income	<u>666</u>	<u>53,436</u>	<u>54,102</u>
Total Additions	<u>56,117,354</u>	<u>45,723,969</u>	<u>101,841,323</u>
Deductions			
Benefit Payments (Including Refunds of Plan Member Contributions)	19,067,076	14,072,204	33,139,280
Administrative and Other Expenses	<u>111,971</u>	<u>95,108</u>	<u>207,079</u>
Total Deductions	<u>19,179,047</u>	<u>14,167,312</u>	<u>33,346,359</u>
Net Increase In Net Position	36,938,307	31,556,657	68,494,964
Net Position Restricted for Pensions			
Beginning of Year	<u>291,851,154</u>	<u>205,929,937</u>	<u>497,781,091</u>
End of Year	<u>\$ 328,789,461</u>	<u>\$ 237,486,594</u>	<u>\$ 566,276,055</u>

This Page Intentionally Left Blank

Other Schedules

CITY OF JOLIET, ILLINOIS

General Obligation Bonds Schedule of Debt Service Requirements December 31, 2021

Due in Fiscal Year	Series 2014C		Series 2015A		Series 2020A	
	Interest	Principal	Interest	Principal	Interest	Principal
2022	\$ 7,125	\$ 475,000	\$ -	\$ -	\$ 100,800	\$ 330,000
2023	-	-	-	-	90,900	340,000
2024	-	-	-	-	80,700	350,000
2025	-	-	-	-	70,200	360,000
2026	-	-	-	-	59,400	375,000
2027	-	-	-	-	48,150	385,000
2028	-	-	-	-	36,600	395,000
2029	-	-	-	-	24,750	405,000
2030	-	-	-	-	12,600	420,000
	<u>\$ 7,125</u>	<u>\$ 475,000</u>	<u>\$ -</u>	<u>\$ -</u>	<u>\$ 524,100</u>	<u>\$ 3,360,000</u>

Total G. O. Bonds		
Interest	Principal	Total
\$ 107,925	\$ 805,000	\$ 912,925
90,900	340,000	430,900
80,700	350,000	430,700
70,200	360,000	430,200
59,400	375,000	434,400
48,150	385,000	433,150
36,600	395,000	431,600
24,750	405,000	429,750
<u>12,600</u>	<u>420,000</u>	<u>432,600</u>
<u>\$ 531,225</u>	<u>\$ 3,835,000</u>	<u>\$ 4,366,225</u>

CITY OF JOLIET, ILLINOIS

Water and Sewer Fund Revenue Bonds Schedule of Debt Service Requirements December 31, 2021

Due in Fiscal Year	Series 2014A		Series 2014B		Total		Total
	Interest	Principal	Interest	Principal	Interest	Principal	
2022	\$ 56,700	\$ 200,000	\$ 27,150	\$ 1,810,000	\$ 83,850	\$ 2,010,000	\$ 2,093,850
2023	37,650	1,070,000	-	-	37,650	1,070,000	1,107,650
2024	10,800	720,000	-	-	10,800	720,000	730,800
	<u>\$ 105,150</u>	<u>\$ 1,990,000</u>	<u>\$ 27,150</u>	<u>\$ 1,810,000</u>	<u>\$ 132,300</u>	<u>\$ 3,800,000</u>	<u>\$ 3,932,300</u>

STATISTICAL SECTION (UNAUDITED)

This part of the City's Annual Comprehensive Financial Report presents detailed information as a context for understanding what the information in the financial statements, note disclosures, and required supplementary information says about the City's overall financial health.

Financial Trends

These schedules contain trend information to help the reader understand how the City's financial performance and well-being have changed over time.

Revenue Capacity

These schedules contain information to help the reader assess the City's most significant local revenue sources, gaming tax and property tax.

Debt Capacity

These schedules present information to help the reader assess the affordability of the City's current levels of outstanding debt and the City's ability to issue additional debt in the future.

Demographic and Economic Information

These schedules offer demographic and economic indicators to help the reader understand the environment within which the City's financial activities take place.

Operating Information

These schedules contain service and infrastructure data to help the reader understand how the information in the City's financial report relates to the services the City provides and the activities it performs.

Sources:

Unless otherwise noted, the information in these schedules is derived from the Annual Comprehensive Financial Reports for the relevant year.

CITY OF JOLIET, ILLINOIS

Net Position by Component Last Ten Fiscal Years

	<u>2021</u>	<u>2020</u>	<u>2019</u>	<u>2018</u>
Governmental Activities				
Net Investment in Capital Assets	\$ 370,539,903	\$ 368,506,720	\$ 375,068,849	\$ 383,661,426
Restricted	37,135,614	27,258,578	22,847,552	17,879,732
Unrestricted	(808,907,828)	(824,586,124)	(778,655,081)	(740,992,302)
Total Governmental Activities				
Net Position	<u>(\$ 401,232,311)</u>	<u>(\$ 428,820,826)</u>	<u>(\$ 380,738,680)</u>	<u>(\$ 339,451,144)</u>
Business-Type Activities				
Net Investment in Capital Assets	\$ 287,396,144	\$ 271,218,607	\$ 263,747,462	\$ 264,425,448
Restricted	12,284,447	2,350,511	2,139,255	3,341,721
Unrestricted	(31,339,311)	(17,194,737)	(16,597,309)	(24,852,924)
Total Business-Type Activities				
Net Position	<u>\$ 268,341,280</u>	<u>\$ 256,374,381</u>	<u>\$ 249,289,408</u>	<u>\$ 242,914,245</u>
Primary Government				
Net Investment in Capital Assets	\$ 657,936,047	\$ 639,725,327	\$ 638,816,311	\$ 648,086,874
Restricted	49,420,061	29,609,089	24,986,807	21,221,453
Unrestricted	(840,247,139)	(841,780,861)	(795,252,390)	(765,845,226)
Total Primary Government				
Net Position	<u>(\$ 132,891,031)</u>	<u>(\$ 172,446,445)</u>	<u>(\$ 131,449,272)</u>	<u>(\$ 96,536,899)</u>

<u>2017</u>	<u>2016</u>	<u>2015</u>	<u>2014</u>	<u>2013</u>	<u>2012</u>
\$ 388,065,570	\$ 383,541,338	\$ 378,506,323	\$ 376,649,499	\$ 377,188,517	\$ 374,635,842
17,863,696	17,361,426	18,655,939	19,541,759	21,276,963	20,263,209
(451,324,590)	(427,905,826)	(398,698,215)	(73,536,818)	(65,588,191)	(58,751,206)
<u>(\$ 45,395,324)</u>	<u>(\$ 27,003,062)</u>	<u>(\$ 1,535,953)</u>	<u>\$ 322,654,440</u>	<u>\$ 332,877,289</u>	<u>\$ 336,147,845</u>
\$ 259,920,346	\$ 260,510,239	\$ 250,648,934	\$ 235,856,362	\$ 244,064,609	\$ 234,034,466
5,701,474	5,202,785	5,722,109	6,079,544	8,681,359	8,019,154
(9,619,776)	(11,884,028)	(6,066,613)	22,132,491	10,979,892	19,569,328
<u>\$ 256,002,044</u>	<u>\$ 253,828,996</u>	<u>\$ 250,304,430</u>	<u>\$ 264,068,397</u>	<u>\$ 263,725,860</u>	<u>\$ 261,622,948</u>
\$ 647,985,916	\$ 644,051,577	\$ 629,155,257	\$ 612,505,861	\$ 621,253,126	\$ 608,670,308
23,565,170	22,564,211	24,378,048	25,621,303	29,958,322	28,282,363
(460,944,366)	(439,789,854)	(404,764,828)	(51,404,327)	(54,608,299)	(39,181,878)
<u>\$ 210,606,720</u>	<u>\$ 226,825,934</u>	<u>\$ 248,768,477</u>	<u>\$ 586,722,837</u>	<u>\$ 596,603,149</u>	<u>\$ 597,770,793</u>

CITY OF JOLIET, ILLINOIS

Changes in Net Position Last Ten Fiscal Years

	<u>2021</u>	<u>2020</u>	<u>2019</u>	<u>2018</u>
Expenses				
Governmental Activities:				
General Government	\$ 52,828,126	\$ 49,980,218	\$ 50,420,394	\$ 25,112,082
Public Safety	132,824,607	143,961,307	135,723,717	102,189,677
Public Works	32,875,300	32,285,867	32,870,326	26,476,365
Refuse Disposal	13,032,051	12,640,468	12,282,778	11,899,949
Culture and Recreation	477,537	833,027	1,883,144	467,738
Community Development	9,647,939	11,678,139	7,059,853	6,123,649
Interest on Long-Term Debt	89,238	150,192	108,750	138,717
Total Governmental Activities Expenses	<u>241,774,798</u>	<u>251,529,218</u>	<u>240,348,962</u>	<u>172,408,177</u>
Business-Type Activities:				
Water and Sewer	53,981,249	48,914,568	49,616,482	26,334,156
Parking Facilities	(1,890,877)	4,382,816	2,075,099	1,021,882
Total Business-Type Activities Expenses	<u>52,090,372</u>	<u>53,297,384</u>	<u>51,691,581</u>	<u>27,356,038</u>
 Total Primary Government Expenses	 <u>\$ 293,865,170</u>	 <u>\$ 304,826,602</u>	 <u>\$ 292,040,543</u>	 <u>\$ 199,764,215</u>
Program Revenues				
Governmental Activities:				
Charges for Services				
General Government	\$ 6,902,383	\$ 7,268,410	\$ 6,352,373	\$ 5,387,802
Public Safety	13,730,298	10,220,782	7,401,295	7,225,088
Public Works	161,743	217,347	247,516	277,386
Refuse Disposal	14,615,714	14,251,104	14,161,223	14,684,833
Culture and Recreation	6,277	13,967	11,485	13,458
Community Development	5,523,319	3,921,949	1,799,125	1,860,766
Operating Grants and Contributions	10,504,510	15,287,306	4,603,947	3,452,285
Capital Grants and Contributions	39,306,669	4,905,987	9,692,408	5,187,449
Total Governmental Activities Program Revenues	<u>90,750,913</u>	<u>56,086,852</u>	<u>44,269,372</u>	<u>38,089,067</u>
Business-Type Activities:				
Charges for Services				
Water and Sewer	62,607,538	58,971,328	57,043,684	54,354,188
Parking Facilities	786,688	843,164	1,418,992	1,023,198
Operating Grants and Contributions	966,930	1,702,914	319,342	79,084
Capital Grants and Contributions	-	-	-	-
Total Business-Type Activities Program Revenues	<u>64,361,156</u>	<u>61,517,406</u>	<u>58,782,018</u>	<u>55,456,470</u>
Total Primary Government Program Revenues	<u>\$ 155,112,069</u>	<u>\$ 117,604,258</u>	<u>\$ 103,051,390</u>	<u>\$ 93,545,537</u>

<u>2017</u>	<u>2016</u>	<u>2015</u>	<u>2014</u>	<u>2013</u>	<u>2012</u>
\$ 26,910,633	\$ 27,501,400	\$ 19,877,213	\$ 15,751,882	\$ 14,552,182	\$ 17,298,465
131,214,009	133,710,811	127,358,059	114,186,347	112,863,777	116,695,006
31,100,933	29,383,814	27,987,446	36,393,134	35,550,897	27,907,922
13,521,614	12,894,084	12,460,715	11,845,815	11,407,720	10,978,538
642,398	553,556	447,329	1,714,220	2,166,555	2,788,463
11,633,266	8,386,315	7,135,386	7,870,988	7,141,386	9,663,232
165,993	186,888	374,713	468,967	514,305	561,864
<u>215,188,846</u>	<u>212,616,868</u>	<u>195,640,861</u>	<u>188,231,353</u>	<u>184,196,822</u>	<u>185,893,490</u>
44,796,958	41,704,915	39,426,756	42,778,789	43,034,733	37,202,721
1,466,392	1,341,353	1,204,871	1,466,101	1,504,329	1,639,633
<u>46,263,350</u>	<u>43,046,268</u>	<u>40,631,627</u>	<u>44,244,890</u>	<u>44,539,062</u>	<u>38,842,354</u>
<u>\$ 261,452,196</u>	<u>\$ 255,663,136</u>	<u>\$ 236,272,488</u>	<u>\$ 232,476,243</u>	<u>\$ 228,735,884</u>	<u>\$ 224,735,844</u>
\$ 4,556,714	\$ 4,976,975	\$ 8,632,591	\$ 3,340,855	\$ 2,512,469	\$ 2,880,989
7,259,085	7,334,790	2,014,236	7,284,876	8,686,164	7,164,844
152,124	246,966	274,524	1,382,069	1,381,998	926,339
13,651,588	13,559,162	12,541,922	12,383,990	12,188,081	12,240,215
10,688	10,550	13,645	153,326	146,768	476,079
2,712,330	3,181,783	2,509,717	9,089	20,729	24,569
10,270,431	3,392,494	2,080,544	1,137,998	1,601,715	824,300
14,256,780	11,906,276	10,029,451	11,936,775	16,887,444	19,506,531
<u>52,869,740</u>	<u>44,608,996</u>	<u>38,096,630</u>	<u>37,628,978</u>	<u>43,425,368</u>	<u>44,043,866</u>
48,317,206	46,056,230	44,337,491	43,332,748	44,374,858	42,480,156
921,365	1,028,288	1,193,106	1,302,072	1,433,678	1,405,190
578,851	212,227	184,299	98,419	820,000	-
-	-	-	-	-	757,740
<u>49,817,422</u>	<u>47,296,745</u>	<u>45,714,896</u>	<u>44,733,239</u>	<u>46,628,536</u>	<u>44,643,086</u>
<u>\$ 102,687,162</u>	<u>\$ 91,905,741</u>	<u>\$ 83,811,526</u>	<u>\$ 82,362,217</u>	<u>\$ 90,053,904</u>	<u>\$ 88,686,952</u>

(Continued)

CITY OF JOLIET, ILLINOIS

Changes in Net Position Last Ten Fiscal Years

	<u>2021</u>	<u>2020</u>	<u>2019</u>	<u>2018</u>
Net (Expense)/Revenue				
Governmental Activities	(\$ 151,023,885)	(\$ 195,442,366)	(\$ 196,079,590)	(\$ 134,319,110)
Business-Type Activities	12,270,784	8,220,022	7,090,437	28,100,432
Total Primary Government Net Expense	<u>(\$ 138,753,101)</u>	<u>(\$ 187,222,344)</u>	<u>(\$ 188,989,153)</u>	<u>(\$ 106,218,678)</u>
General Revenues and Other Changes in Net Position				
Governmental Activities:				
Property Taxes	\$ 42,887,796	\$ 40,989,921	\$ 38,987,265	\$ 37,205,732
Intergovernmental Revenues				
Gaming Taxes	13,405,205	7,551,817	17,381,263	17,886,392
State Sales Taxes	27,654,734	22,313,934	23,166,239	22,587,994
State Income Taxes	20,208,366	16,451,718	16,028,154	14,410,342
Other Intergovernmental	11,157,234	9,624,070	8,334,683	6,994,012
Home Rule Sales Taxes	33,020,407	24,891,434	26,152,280	26,271,831
Utility Taxes	8,800,317	8,267,953	8,827,764	10,001,397
Other Taxes	15,663,684	11,044,394	9,512,349	10,135,781
Interest and Investment Earnings	35,666	334,852	1,015,862	793,265
Other General Revenues	4,584,982	3,253,072	3,234,587	1,578,942
Transfers	1,194,009	2,045,704	2,151,608	2,179,111
Total Governmental Activities General Revenues and Other	<u>178,612,400</u>	<u>146,768,869</u>	<u>154,792,054</u>	<u>150,044,799</u>
Business-Type Activities:				
Interest and Investment Earnings	25,525	209,909	626,995	370,640
Other General Revenues	864,599	700,746	809,339	761,147
Transfers	(1,194,009)	(2,045,704)	(2,151,608)	(2,179,111)
Total Business-Type Activities General Revenues and Other	<u>(303,885)</u>	<u>(1,135,049)</u>	<u>(715,274)</u>	<u>(1,047,324)</u>
Total Primary Government General Revenues and Other	<u>\$ 178,308,515</u>	<u>\$ 145,633,820</u>	<u>\$ 154,076,780</u>	<u>\$ 148,997,475</u>
Change in Net Position				
Governmental Activities	\$ 27,588,515	(\$ 48,673,497)	(\$ 41,287,536)	\$ 15,725,689
Business-Type Activities	11,966,899	7,084,973	6,375,163	27,053,108
Total Primary Government	<u>\$ 39,555,414</u>	<u>(\$ 41,588,524)</u>	<u>(\$ 34,912,373)</u>	<u>\$ 42,778,797</u>
Other Changes in Net Position				
Governmental Activities:				
Adjustment to Beginning of the Year Net Position to Record Pensions (2015), OPEB (2018), and Agency Funds (2020)	\$ -	\$ 591,351	\$ -	(\$ 309,781,509)
Business-Type Activities:				
Adjustment to Beginning of the Year Net Position to Record Pensions (2015) and OPEB (2018)	\$ -	\$ -	\$ -	(\$ 40,140,907)

<u>2017</u>	<u>2016</u>	<u>2015</u>	<u>2014</u>	<u>2013</u>	<u>2012</u>
(\$ 162,319,106)	(\$ 168,007,872)	(\$ 157,544,231)	(\$ 150,602,375)	(\$ 140,771,454)	(\$ 141,849,624)
<u>3,554,072</u>	<u>4,250,477</u>	<u>5,083,269</u>	<u>488,349</u>	<u>2,089,474</u>	<u>5,800,732</u>
(\$ 158,765,034)	(\$ 163,757,395)	(\$ 152,460,962)	(\$ 150,114,026)	(\$ 138,681,980)	(\$ 136,048,892)
\$ 35,837,009	\$ 35,673,215	\$ 35,032,713	\$ 35,410,013	\$ 35,125,574	\$ 34,661,294
18,493,435	18,441,096	18,725,838	19,193,131	19,735,099	20,827,811
21,682,218	21,102,355	20,748,216	20,889,677	19,927,122	18,966,737
13,552,231	14,164,006	15,941,799	13,962,209	14,217,853	11,214,456
6,879,855	6,320,214	5,939,035	5,871,823	5,125,494	4,663,790
25,043,481	24,789,062	24,693,377	24,225,098	23,564,369	22,095,309
9,432,443	9,828,321	9,960,388	9,045,029	8,632,678	9,109,210
8,934,694	8,816,247	7,978,752	9,592,338	8,791,217	8,596,419
267,632	99,754	51,268	41,295	49,366	94,512
1,545,937	1,077,583	1,373,583	1,994,967	2,332,126	2,289,276
<u>2,257,909</u>	<u>2,228,910</u>	<u>3,885,289</u>	<u>153,946</u>	<u>-</u>	<u>-</u>
<u>143,926,844</u>	<u>142,540,763</u>	<u>144,330,258</u>	<u>140,379,526</u>	<u>137,500,898</u>	<u>132,518,814</u>
147,548	57,047	14,874	8,134	13,438	30,819
729,337	1,445,952	102,621	-	-	-
(2,257,909)	(2,228,910)	(3,885,289)	(153,946)	-	-
(1,381,024)	(725,911)	(3,767,794)	(145,812)	13,438	30,819
<u>\$ 142,545,820</u>	<u>\$ 141,814,852</u>	<u>\$ 140,562,464</u>	<u>\$ 140,233,714</u>	<u>\$ 137,514,336</u>	<u>\$ 132,549,633</u>
(\$ 18,392,262)	(\$ 25,467,109)	(\$ 13,213,973)	(\$ 10,222,849)	(\$ 3,270,556)	(\$ 9,330,810)
<u>2,173,048</u>	<u>3,524,566</u>	<u>1,315,475</u>	<u>342,537</u>	<u>2,102,912</u>	<u>5,831,551</u>
(\$ 16,219,214)	(\$ 21,942,543)	(\$ 11,898,498)	(\$ 9,880,312)	(\$ 1,167,644)	(\$ 3,499,259)
<u>\$ -</u>	<u>\$ -</u>	<u>(\$ 310,976,420)</u>	<u>\$ -</u>	<u>\$ -</u>	<u>\$ -</u>
<u>\$ -</u>	<u>\$ -</u>	<u>(\$ 15,079,442)</u>	<u>\$ -</u>	<u>\$ -</u>	<u>\$ -</u>

CITY OF JOLIET, ILLINOIS

Fund Balances, Governmental Funds Last Ten Fiscal Years

	<u>2021</u>	<u>2020</u>	<u>2019</u>	<u>2018</u>
General Fund				
Nonspendable	\$ 127,594	\$ 127,594	\$ -	\$ -
Assigned	7,487,670	6,741,605	6,292,345	6,317,236
Unassigned	<u>55,245,616</u>	<u>41,933,837</u>	<u>40,573,443</u>	<u>46,976,265</u>
Total General Fund	<u>\$ 62,860,880</u>	<u>\$ 48,803,036</u>	<u>\$ 46,865,788</u>	<u>\$ 53,293,501</u>
All Other Governmental Funds				
Nonspendable	\$ 10,000	\$ 310,000	\$ 310,000	\$ 10,000
Restricted	37,146,939	27,281,402	22,873,819	17,914,742
Assigned	7,510,701	5,742,650	7,489,773	1,866,027
Unassigned	<u>(6,582,933)</u>	<u>(6,665,826)</u>	<u>(6,508,990)</u>	<u>(6,477,120)</u>
Total All Other Governmental Funds	<u>\$ 38,084,707</u>	<u>\$ 26,668,226</u>	<u>\$ 24,164,602</u>	<u>\$ 13,313,649</u>
Total All Governmental Funds	<u>\$ 100,945,587</u>	<u>\$ 75,471,262</u>	<u>\$ 71,030,390</u>	<u>\$ 66,607,150</u>

Beginning in 2011, the City adopted the provisions of GASB Statement No. 54, which required reporting fund balances in new classifications: Nonspendable, Restricted, Committed, Assigned, and Unassigned. The City also consolidated certain special revenue funds into the General Fund.

<u>2017</u>	<u>2016</u>	<u>2015</u>	<u>2014</u>	<u>2013</u>	<u>2012</u>
\$ -	\$ -	\$ -	\$ -	\$ -	\$ -
11,334,278	10,610,275	9,211,661	8,677,323	1,304,614	733,274
<u>44,529,030</u>	<u>44,024,884</u>	<u>47,388,659</u>	<u>43,911,182</u>	<u>47,757,166</u>	<u>39,994,486</u>
<u>\$ 55,863,308</u>	<u>\$ 54,635,159</u>	<u>\$ 56,600,320</u>	<u>\$ 52,588,505</u>	<u>\$ 49,061,780</u>	<u>\$ 40,727,760</u>
\$ 20,000	\$ 160,000	\$ 60,500	\$ 185,000	\$ 957,500	\$ 912,101
17,905,969	17,410,793	18,710,710	19,541,759	21,277,120	20,263,209
3,336,173	3,195,713	1,683,637	4,633,318	5,648,767	7,631,348
(6,548,160)	(2,979,668)	(2,822,608)	(2,391,627)	(1,982,508)	-
<u>\$ 14,713,982</u>	<u>\$ 17,786,838</u>	<u>\$ 17,632,239</u>	<u>\$ 21,968,450</u>	<u>\$ 25,900,879</u>	<u>\$ 28,806,658</u>
<u>\$ 70,577,290</u>	<u>\$ 72,421,997</u>	<u>\$ 74,232,559</u>	<u>\$ 74,556,955</u>	<u>\$ 74,962,659</u>	<u>\$ 69,534,418</u>

CITY OF JOLIET, ILLINOIS

Changes in Fund Balances, Governmental Funds Last Ten Fiscal Years

	2021	2020	2019	2018
Revenues				
Property Taxes	\$ 43,447,284	\$ 41,543,930	\$ 39,558,469	\$ 37,767,927
Other Taxes	56,783,119	44,302,920	44,454,706	46,684,526
Intergovernmental State Shared Revenue	78,588,876	61,299,271	69,873,609	66,050,439
Federal, State and Private Grants and Allotments	15,449,907	15,029,549	7,208,584	4,140,062
Charges for Services	15,156,706	12,551,905	9,520,800	9,424,557
Interest Earnings	39,307	336,123	1,015,862	793,265
Licenses, Permits, Rentals and Fees	22,946,989	21,061,107	18,855,954	17,664,209
Fines	2,936,532	2,378,505	1,685,402	2,389,942
Special Assessments	6,533	861	8,570	34,974
Other	3,960,364	3,015,210	2,540,757	1,686,668
Total Revenues	<u>239,315,617</u>	<u>201,519,381</u>	<u>194,722,713</u>	<u>186,636,569</u>
Expenditures				
Current:				
General Government	20,671,042	19,576,480	21,527,838	21,791,671
Public Safety	72,244,515	69,252,677	68,121,732	67,357,897
Public Works	15,021,521	13,660,988	14,799,486	13,192,358
Refuse Disposal	13,032,051	12,640,468	12,282,778	11,899,949
Culture and Recreation	355,120	633,480	693,543	496,866
Employee Benefits and Pension Plans	67,110,077	63,695,191	59,795,474	59,031,286
Community Development	5,778,451	6,515,665	5,996,583	6,452,111
Capital Projects	18,731,674	16,081,018	7,591,298	10,915,835
Debt Service - Principal	1,895,000	1,535,000	1,495,000	1,445,000
Debt Service - Interest and Fees	195,850	188,451	166,149	208,512
Total Expenditures	<u>215,035,301</u>	<u>203,779,418</u>	<u>192,469,881</u>	<u>192,791,485</u>
Revenue Over (Under) Expenditures	<u>24,280,316</u>	<u>(2,260,037)</u>	<u>2,252,832</u>	<u>(6,154,916)</u>
Other Financing Sources (Uses)				
Issuance of Bonds	-	3,665,000	-	-
Premium on Bonds Sold	-	398,854	-	-
Issuance of Loans and Leases	-	-	-	-
Proceeds from Sale of Capital Assets	-	-	18,800	5,665
Transfer to Escrow Paying Agent	-	-	-	-
Transfers In	11,995,142	4,339,484	8,737,490	5,741,435
Transfers Out	(10,801,133)	(2,293,780)	(6,585,882)	(3,562,324)
Total Other Financing Sources (Uses)	<u>1,194,009</u>	<u>6,109,558</u>	<u>2,170,408</u>	<u>2,184,776</u>
Special Item				
Purchase of Evergreen Terrace Property	-	-	-	-
Net Change in Fund Balances	<u>\$ 25,474,325</u>	<u>\$ 3,849,521</u>	<u>\$ 4,423,240</u>	<u>(\$ 3,970,140)</u>
Other Change in Fund Balances				
Adjustments to Prior Year Balances	<u>\$ -</u>	<u>\$ 591,351</u>	<u>\$ -</u>	<u>\$ -</u>
Debt Service as a Percentage of Noncapital Expenditures	1.1%	0.9%	0.9%	0.9%
Expenditures Capitalized as Assets	<u>\$ 17,063,613</u>	<u>\$ 13,965,191</u>	<u>\$ 7,637,783</u>	<u>\$ 10,733,420</u>

The cumulative effect of fund balance adjustments was reported as a restatement of the beginning fund balance, as restating all prior periods was not practicable.

2017	2016	2015	2014	2013	2012
\$ 36,358,067	\$ 36,024,156	\$ 35,414,233	\$ 35,410,013	\$ 35,125,574	\$ 34,661,294
43,229,989	43,571,342	42,562,509	40,369,572	41,048,080	36,471,063
64,559,312	63,991,635	65,463,314	63,816,190	62,899,002	59,630,062
19,425,135	8,001,048	8,065,503	8,588,222	13,727,117	9,387,986
9,274,672	9,916,403	8,809,756	6,994,409	8,057,811	6,681,320
267,632	99,754	51,268	41,295	49,366	94,512
17,203,166	17,614,564	15,624,983	18,178,809	16,595,345	17,268,228
1,863,426	1,850,688	1,750,861	1,241,385	1,070,712	1,314,072
122,159	44,300	29,505	76,876	137,753	53,370
1,594,598	3,859,574	1,489,478	2,514,062	5,022,686	7,854,680
193,898,156	184,973,464	179,261,410	177,230,833	183,733,446	173,416,587
17,436,911	17,547,309	16,947,843	9,636,620	8,627,123	10,325,895
64,603,678	63,817,375	64,768,510	62,600,079	62,407,135	62,553,750
12,516,159	11,150,234	12,724,464	18,771,628	18,825,891	15,058,690
13,521,614	12,894,084	12,460,715	11,845,815	11,407,720	10,978,538
337,262	272,215	257,448	1,519,372	1,946,028	3,169,416
55,887,290	55,823,484	53,285,862	51,708,771	50,903,221	48,571,619
6,745,689	5,256,246	5,088,528	6,174,112	5,828,196	3,642,130
21,699,358	20,613,519	17,185,910	13,588,883	16,647,740	23,498,279
1,400,000	1,370,000	910,000	1,480,893	1,210,503	955,435
248,263	276,950	301,569	524,307	510,648	478,382
194,396,224	189,021,416	183,930,849	177,850,480	178,314,205	179,232,134
(498,068)	(4,047,952)	(4,669,439)	(619,647)	5,419,241	(5,815,547)
-	-	6,775,000	3,445,000	-	-
-	-	267,221	116,060	-	-
-	-	-	-	-	4,778,677
250	8,480	2,000	783	9,000	8,232
-	-	(6,925,701)	(3,501,846)	-	-
13,903,181	9,659,844	8,637,763	2,153,946	2,020,803	-
(11,645,272)	(7,430,934)	(4,752,474)	(2,000,000)	(2,020,803)	-
2,258,159	2,237,390	4,003,809	213,943	9,000	4,786,909
(3,604,798)	-	-	-	-	-
(\$ 1,844,707)	(\$ 1,810,562)	(\$ 665,630)	(\$ 405,704)	\$ 5,428,241	(\$ 1,028,638)
\$ -	\$ -	\$ 341,234	\$ -	\$ -	\$ -
0.9%	1.0%	0.7%	1.2%	1.1%	0.9%
\$ 20,534,960	\$ 20,613,837	\$ 17,185,910	\$ 13,588,883	\$ 16,647,740	\$ 23,498,279

CITY OF JOLIET, ILLINOIS

Gaming Tax Collections Last Ten Fiscal Years

<u>Year</u>	<u>Gaming Privilege Tax</u>	<u>Gaming Admissions Tax</u>	<u>Video Gaming Tax</u>	<u>Total Gaming Tax Revenues</u>
2021	\$ 10,963,117	\$ 1,374,772	\$ 1,067,316	13,405,205
2020	6,051,166	883,706	616,945	7,551,817
2019	14,361,690	2,126,390	893,183	17,381,263
2018	14,810,609	2,247,682	828,101	17,886,392
2017	15,311,293	2,455,899	726,243	18,493,435
2016	15,249,806	2,534,350	656,940	18,441,096
2015	15,566,534	2,634,383	524,921	18,725,838
2014	16,082,640	2,728,561	381,930	19,193,131
2013	16,686,389	2,896,733	151,977	19,735,099
2012	17,681,081	3,144,886	1,844	20,827,811

Source of Information: Illinois Gaming Board

Two casinos operate within the City's municipal boundaries, Hollywood and Harrah's. The City receives gaming taxes from the State of Illinois based on amounts deposited in the State Gaming Fund by the two casinos in accordance with the Illinois Compiled Statutes - the "Riverboat Gambling Act" (230 ILCS 10).

The Riverboat Gambling Act is a complex set of laws governing the operation and taxes related to gaming. The Act provides for the collection of two separate taxes, an admissions tax and a privilege tax, each of which have changed in amounts and percentages throughout the years.

Currently, the City receives an admissions tax - per 230 ILCS 10/12(b), "a municipality shall receive from the State \$1 for each person embarking on a riverboat docked within the municipality".

The City also receives a privilege tax based on the annual adjusted gross receipts received from gambling games - per 230 ILCS 10/13(b), "Beginning January 1, 1998, from the tax revenue deposited in the State Gaming Fund under this Section, an amount equal to 5% of adjusted gross receipts generated by a riverboat shall be paid monthly, subject to appropriation by the General Assembly, to the unit of local government that is designated as the home dock of the riverboat."

CITY OF JOLIET, ILLINOIS

Principal Gaming Taxpayers in the City Taxes Collected Last Ten Fiscal Years

Hollywood Casino Joliet

Start Date: June 17, 1992

Year	Admissions	Taxable AGR	Taxes Collected	
			State	City
2021	\$ 644,353	\$ 82,190,822	\$ 14,061,805	\$ 4,753,753
2020	389,283	47,153,700	4,546,065	2,746,968
2019	913,745	115,598,950	26,272,150	6,693,694
2018	957,117	118,103,575	27,172,896	6,862,296
2017	1,064,305	123,276,333	29,068,418	7,228,122
2016	1,063,931	121,263,932	28,413,640	7,127,128
2015	1,094,526	125,325,182	29,794,181	7,360,785
2014	1,097,781	122,578,335	28,908,521	7,226,698
2013	1,237,432	131,183,854	32,023,169	7,802,556
2012	1,346,101	141,806,184	35,559,920	8,421,904

Harrah's Joliet Casino & Hotel

Start Date: May 4, 1993

Year	Admissions	Taxable AGR	Taxes Collected	
			State	City
2021	\$ 730,419	\$ 137,464,929	\$ 27,688,883	\$ 7,584,136
2020	494,423	73,869,620	8,497,987	4,187,904
2019	1,212,645	171,634,844	46,704,303	9,794,386
2018	1,290,565	178,108,599	49,449,570	10,195,995
2017	1,391,594	182,949,526	51,587,997	10,539,070
2016	1,470,419	183,732,190	52,058,714	10,657,028
2015	1,539,857	186,005,491	53,106,911	10,840,132
2014	1,630,780	199,074,466	58,654,892	11,584,503
2013	1,659,301	202,369,258	60,034,982	11,780,566
2012	1,798,785	211,995,581	64,670,074	12,404,063

Total Two Casinos Combined

Year	Admissions	Taxable AGR	Taxes Collected	
			State	City
2021	\$ 1,374,772	\$ 219,655,751	\$ 41,750,688	\$ 12,337,889
2020	883,706	121,023,320	13,044,052	6,934,872
2019	2,126,390	287,233,794	72,976,453	16,488,080
2018	2,247,682	296,212,174	76,622,466	17,058,291
2017	2,455,899	306,225,859	80,656,415	17,767,192
2016	2,534,350	304,996,122	80,472,354	17,784,156
2015	2,634,383	311,330,673	82,901,092	18,200,917
2014	2,728,561	321,652,801	87,563,413	18,811,201
2013	2,896,733	333,553,112	92,058,151	19,583,122
2012	3,144,886	353,801,765	100,229,994	20,825,967

Source of Information: Illinois Gaming Board

Taxable AGR - Taxable Adjusted Gross Receipts - Gross gaming receipts, less winnings paid to wagers.

CITY OF JOLIET, ILLINOIS

Equalized Assessed Valuation and Estimated Actual Valuation Last Ten Tax Years

Will County					
Tax Year	Railroad Property	Farm Property	Non-Farm Property	Total Equalized Assessed Value	Railroad Property
2021	\$ 38,225,141	\$ 3,540,029	\$ 3,290,193,825	\$ 3,331,958,995	-
2020	41,229,921	3,078,228	3,172,134,137	3,216,442,286	-
2019	37,659,356	3,005,051	3,015,057,513	3,055,721,920	-
2018	37,527,865	3,214,243	2,791,929,177	2,832,671,285	-
2017	37,262,944	3,392,291	2,622,054,392	2,662,709,627	-
2016	39,269,099	3,610,795	2,463,426,580	2,506,306,474	-
2015	38,681,579	10,920,794	2,333,492,731	2,383,095,104	-
2014	36,674,807	11,880,938	2,284,912,129	2,333,467,874	-
2013	36,240,029	11,766,292	2,325,535,824	2,373,542,145	-
2012	32,021,870	12,203,072	2,453,106,920	2,497,331,862	-

Source of Information: Office of Will County Clerk and Office of Kendall County Clerk

Kendall County			Total Equalized Assessed Value Both Counties	City Direct Tax Rate	Total Estimated Actual Taxable Value	Equalized Assessed Value as a Percentage of Estimated Actual Taxable Value
Farm Property	Non-Farm Property	Total Equalized Assessed Value	\$ 3,649,612,619	1.3499	\$ 10,948,837,857	33.33%
\$ 3,150,678	\$ 314,502,946	\$ 317,653,624				
2,905,842	296,688,855	299,594,697				
2,766,293	280,068,033	282,834,326				
2,562,806	257,271,277	259,834,083				
2,431,257	235,281,724	237,712,981				
2,288,930	209,428,257	211,717,187				
2,199,167	190,366,250	192,565,417				
2,118,622	171,197,075	173,315,697				
2,009,352	168,368,546	170,377,898				
1,910,432	177,102,961	179,013,393	2,676,345,255	1.4466	8,029,035,765	33.33%

CITY OF JOLIET, ILLINOIS

Direct and Overlapping Property Tax Rates Last Ten Tax Years

Tax Rates Per \$100 Assessed Valuation (1)

	<u>2021</u>	<u>2020</u>	<u>2019</u>	<u>2018</u>	<u>2017</u>
City of Joliet (2)	1.3499	1.3393	1.3552	1.4014	1.4298
Will County					
(Including Forest Preserve)	0.7100	0.7231	0.7304	0.7431	0.7881
Joliet Township	0.3028	0.3009	0.3112	0.3634	0.3775
School District #204	2.4848	2.4822	2.5396	2.6017	2.6513
School District #86	3.8653	3.8494	3.9618	4.1230	4.3298
Community College #525	0.2848	0.2891	0.2938	0.2924	0.2994
Joliet Park District	0.4003	0.4050	0.4163	0.4387	0.4531
Total (3)	<u>9.3979</u>	<u>9.3890</u>	<u>9.6083</u>	<u>9.9637</u>	<u>10.3290</u>
	<u>2016</u>	<u>2015</u>	<u>2014</u>	<u>2013</u>	<u>2012</u>
City of Joliet (2)	1.4789	1.5517	1.5645	1.5224	1.4466
Will County					
(Including Forest Preserve)	0.8091	0.8295	0.8410	0.8186	0.7767
Joliet Township	0.3977	0.4139	0.4164	0.3867	0.3437
School District #204	2.8030	2.8675	2.8749	2.7030	2.4858
School District #86	4.4793	4.6426	4.6168	4.2949	3.7592
Community College #525	0.3099	0.3065	0.3085	0.2943	0.2724
Joliet Park District	0.4700	0.4855	0.4893	0.3966	0.3657
Total (3)	<u>10.7479</u>	<u>11.0972</u>	<u>11.1114</u>	<u>10.4165</u>	<u>9.4501</u>

Notes:

- (1) Source of Information: Office of Will County Clerk
- (2) The City is a home rule unit under the 1970 Illinois State Constitution and, as such, has no statutory tax rate limitations. Tax rate is a blended rate from Will and Kendall Counties.
- (3) Representative tax rates for other governmental units are from Joliet Township tax code #3011, which represents approximately 24% of the City's 2021 EAV.

CITY OF JOLIET, ILLINOIS

Principal Property Taxpayers in the City Most Current Year Available and Nine Years Prior

Taxpayer	Type of Business Property	2021 Equalized Assessed Valuation	Percentage of Total 2021 Equalized Assessed Valuation	2021 Rank
Centerpoint Joliet Trml RR LLC	Intermodal Center	\$ 89,113,450	2.44%	1
Cherry Hill Joliet	Hickory Farms Distribution	20,723,285	0.57%	2
Harrahs Joliet Landco LLC	Harrah's/Gaming	19,771,863	0.54%	3
Star-West Louis Joliet LLC	Westfield Louis Joliet Mall	17,498,932	0.48%	4
Channahon Owner	Real estate	17,286,931	0.47%	5
IKEA Property Inc	Real estate	17,283,942	0.47%	6
Dollar Tree Distribution Inc.	Dollar Tree Distribution Center	14,015,844	0.38%	7
Supervalu Holdings Inc.	Central Grocers Distribution Cntr.	13,535,467	0.37%	8
C5LC At I-80/Joliet	Logistics Center	13,182,038	0.36%	9
GLP Capital LP	Hollywood/Gaming	10,870,105	0.30%	10
		<u>\$ 233,281,857</u>	<u>6.38%</u>	
Total City Assessed Valuation		<u>\$ 3,649,612,619</u>		

Taxpayer	Type of Business Property	2012 Equalized Assessed Valuation	Percentage of Total 2012 Equalized Assessed Valuation	2012 Rank
Desplaines Development LP	Harrah's/Gaming	\$ 26,287,340	0.98%	1
Louis Joliet Shoppingtown LLC	Westfield Louis Joliet Mall	24,651,753	0.92%	2
Hollywood Casino LLC	Hollywood/Gaming	22,002,402	0.82%	3
Raceway Associates LLC	Racetrack	15,334,240	0.57%	4
Wal-Mart RE Business Trust	Retail Store	14,687,788	0.55%	5
2700 Ellis Road Acquisition Corp.	Northern Builders Warehousing	13,279,523	0.50%	6
Teachers Insurance & Annuity Assoc.	Rock Run Industrial Park	12,834,139	0.48%	7
GCI Joliet LLC	Central Grocers Distribution Cntr.	12,563,020	0.47%	8
Dollar Tree Distribution Inc.	Dollar Tree Distribution Center	11,648,906	0.44%	9
Equity Industrial LP IV	Toys R Us/Warehousing	5,480,179	0.20%	10
		<u>\$ 158,769,290</u>	<u>5.93%</u>	
Total City Assessed Valuation		<u>\$ 2,676,345,255</u>		

Note: Every effort has been made to identify the largest taxpayers. However, some taxpayers may have multiple parcels which may have been overlooked. Details for the 2021 EAV is the most current available.

Source of Information: Office of Will County Clerk.

CITY OF JOLIET, ILLINOIS

Property Tax Rates - Levies and Collections Last Ten Tax Years

Rates Extended	2021	2020	2019	2018
General	0.0072	0.0024	0.0003	0.0003
Police Protection	0.1372	0.0967	0.0750	0.0942
Fire Protection	0.1106	0.0888	0.0641	0.0718
Corporate Purpose Bond and Interest	0.0001	0.0453	0.0496	0.0540
Joliet Police Pension	0.5048	0.5102	0.5513	0.5515
Joliet Firemen Pension	0.4247	0.4248	0.4341	0.4347
Joliet Public Library	0.1653	0.1711	0.1808	0.1949
Total Rates Extended	1.3499	1.3393	1.3552	1.4014
Levies Extended				
General	\$ 262,201	\$ 84,415	\$ 9,931	\$ 9,252
Police Protection	5,006,665	3,400,008	2,503,606	2,912,880
Fire Protection	4,002,797	3,095,905	2,140,344	2,219,304
Corporate Purpose Bond and Interest	3,332	1,592,675	1,657,256	1,669,849
Joliet Police Pension	18,421,053	17,942,056	18,406,452	17,054,907
Joliet Firemen Pension	15,498,189	14,938,702	14,494,201	13,442,913
Joliet Public Library	5,507,728	6,016,718	6,035,176	6,027,085
Total Levies Extended	\$ 48,701,965	\$ 47,070,479	\$ 45,246,966	\$ 43,336,190
Current Year Collections	\$ -	\$ 46,768,654	\$ 44,980,528	\$ 43,101,704
Subsequent Collections	-	-	-	-
Total Collections	\$ -	\$ 46,768,654	\$ 44,980,528	\$ 43,101,704
Percentage of Extensions Collected				
Current Year Collections	0.00%	99.36%	99.41%	99.46%
Total Collections	0.00%	99.36%	99.41%	99.46%

Source of Information: Office of Will County Clerk and Office of Kendall County Clerk.

Note: Tax Rates are expressed in dollars per \$100 of Assessed Valuation.

The Special Service Area, Township Road and Bridge, and Tax Incremental

Financing tax levies are not included in this schedule.

2017	2016	2015	2014	2013	2012
0.0004	0.0003	0.0076	0.0084	0.0086	0.0108
0.1070	0.1059	0.1113	0.1137	0.1337	0.1495
0.0825	0.0861	0.0907	0.1047	0.1192	0.1203
0.0572	0.0608	0.0646	0.0690	0.0458	0.0434
0.5377	0.5459	0.5668	0.5561	0.5230	0.4828
0.4378	0.4585	0.4801	0.4815	0.4666	0.4255
0.2072	0.2214	0.2306	0.2311	0.2255	0.2143
<u>1.4298</u>	<u>1.4789</u>	<u>1.5517</u>	<u>1.5645</u>	<u>1.5224</u>	<u>1.4466</u>
\$ 11,388	\$ 8,154	\$ 195,655	\$ 210,483	\$ 218,777	\$ 289,048
3,103,999	2,878,515	2,865,478	2,850,213	3,401,221	4,001,174
2,393,988	2,318,417	2,310,911	2,599,921	3,000,349	3,201,577
1,659,326	1,652,558	1,663,028	1,729,525	1,165,115	1,161,545
15,596,523	14,654,323	14,592,836	13,940,224	13,304,702	12,921,516
12,698,335	12,649,233	12,360,567	12,070,111	11,869,931	11,387,956
6,008,273	6,018,276	5,936,927	5,793,107	5,736,540	5,735,462
<u>\$ 41,471,832</u>	<u>\$ 40,179,476</u>	<u>\$ 39,925,402</u>	<u>\$ 39,193,584</u>	<u>\$ 38,696,635</u>	<u>\$ 38,698,278</u>
\$ 41,231,236	\$ 40,032,874	\$ 39,831,418	\$ 39,045,552	\$ 37,963,932	\$ 38,434,584
-	-	-	-	7,923	5,055
<u>\$ 41,231,236</u>	<u>\$ 40,032,874</u>	<u>\$ 39,831,418</u>	<u>\$ 39,045,552</u>	<u>\$ 37,971,855</u>	<u>\$ 38,439,639</u>
99.42%	99.64%	99.76%	99.62%	98.11%	99.32%
<u>99.42%</u>	<u>99.64%</u>	<u>99.76%</u>	<u>99.62%</u>	<u>98.13%</u>	<u>99.33%</u>

CITY OF JOLIET, ILLINOIS

Ratio of Outstanding Debt by Type Last Ten Fiscal Years

Fiscal Year	Governmental Activities			Business-Type Activities			Net Total Debt
	General Obligation Bonds	Resources Restricted for Bond Payment	Capital Leases and Loans	Water/Sewer Revenue Bonds	Resources Restricted for Bond Payment	IEPA Loans	
2021	\$ 4,156,180	(\$ 422,237)	\$ -	\$ 3,812,149	(\$ 1,719,518)	\$ 188,728,990	\$ 194,555,564
2020	6,146,293	(496,142)	-	5,788,755	(1,658,699)	174,410,887	184,191,094
2019	3,652,255	(506,350)	-	7,977,923	(2,139,255)	151,102,424	160,086,997
2018	5,195,911	(508,390)	-	11,483,666	(3,341,721)	121,170,617	134,000,083
2017	6,703,443	(471,186)	-	17,153,971	(5,701,474)	80,593,633	98,278,387
2016	8,178,619	(466,468)	-	22,568,403	(5,202,785)	53,744,150	78,821,919
2015	9,633,277	(448,809)	-	28,652,953	(5,722,109)	41,623,729	73,739,041
2014	10,505,190	-	-	34,724,358	(5,590,000)	14,715,409	54,354,957
2013	7,784,390	-	4,157,739	37,231,789	(6,667,700)	13,772,581	56,278,799
2012	8,591,076	-	4,578,242	43,201,265	(6,216,688)	11,714,756	61,868,651

Fiscal Year	Net Total Debt as a Percentage of Personal Income	Population	Net General Bonded Debt Per Capita	Net Total Debt Per Capita	Net General Bonded Debt Per Actual Value of Property	Net Water/Sewer Revenue Bonds Per Number of Water/Sewer Customers
2021	4.37%	150,362	\$ 25	\$ 1,294	0.03%	\$ 42
2020	4.47%	147,344	38	1,250	0.05%	82
2019	4.05%	148,099	21	1,081	0.03%	121
2018	3.51%	148,462	32	903	0.05%	164
2017	2.64%	148,262	42	663	0.07%	230
2016	2.18%	148,262	52	532	0.09%	371
2015	2.04%	147,433	62	500	0.12%	500
2014	1.54%	147,433	71	369	0.14%	646
2013	1.63%	147,433	53	382	0.10%	688
2012	1.85%	147,433	58	421	0.11%	834

Source of Information: Various City Offices

CITY OF JOLIET, ILLINOIS

Computation of Direct and Overlapping Bonded Debt December 31, 2021

	<u>Total Debt</u>	<u>Applicable Percent (1)</u>	<u>Overlapping Debt</u>
<u>Direct Debt</u>			
City of Joliet	\$ 475,000	100.000%	\$ 475,000
<u>Overlapping Debt</u>			
<u>Schools</u>			
Elementary			
Troy Community Consolidated			
School District #30C	52,395,000	58.797%	30,806,688
Laraway Community Consolidated			
School District #70C	30,220,000	79.055%	23,890,421
Union School District #81	2,294,083	66.839%	1,533,342
Rockdale School District #84	1,500,000	27.233%	408,495
Joliet Public Schools District #86	22,070,000	87.416%	19,292,711
Manhattan School District #114	14,239,568	0.068%	9,683
New Lenox School District #122	132,703,150	6.618%	8,782,294
High Schools and College			
Minooka Community High School District #111	62,655,000	7.219%	4,523,064
Joliet Township High School District #204	76,575,000	63.735%	48,805,076
Lockport Township High School District #205	7,165,000	0.009%	662
Lincolnway Community High School District #210	216,140,365	1.286%	2,779,565
Unit School District #202U	178,070,000	24.642%	43,880,009
Community College District #525	135,055,000	14.172%	19,139,995
Total Schools			<u>203,852,005</u>
Other Than Schools			
Will County	345,965,000	13.924%	48,172,167
Will County Forest Preserve District	94,175,000	13.924%	13,112,927
New Lenox Township	693,762	9.125%	63,306
Plainfield Township	58,984	42.567%	25,108
Channahon Park District	10,428,036	6.883%	717,762
Joliet Park District	27,580,000	84.907%	23,417,351
Lockport Park District	4,435,000	0.013%	577
New Lenox Park District	738,000	10.131%	74,767
Plainfield Park District	10,135,000	30.589%	3,100,195
Total Other Than Schools			<u>88,684,160</u>
Total Overlapping Debt			\$ 292,536,165
Total Direct and Overlapping Debt			<u>\$ 293,011,165</u>

Notes: (1) Overlapping debt percentages as of tax year 2021.

CITY OF JOLIET, ILLINOIS

Legal Debt Margin Information

The City of Joliet is a "home rule" municipality under the 1970 Illinois Constitution. As a home rule community, the City has no debt limit nor is it required to seek referendum approval for issuance of general obligation debt. The Illinois General Assembly may, by a three-fifths vote, limit debt incurred which is payable through any funds other than ad valorem property tax receipts. When debt is secured through property taxes, the General Assembly may set limits and require referenda.

CITY OF JOLIET, ILLINOIS

Pledged Revenue Coverage Last Ten Fiscal Years

Fiscal Year	Water Revenue Bonds					
	Utility	Less:	Net	Debt Service		Coverage
	Service Charges	Operating Expenses	Available Revenue	Principal	Interest	
2021	\$ 63,872,776	\$ 30,274,993	\$ 33,597,783	\$ 9,538,552	\$ 2,862,263	2.71
2020	59,578,000	29,228,279	30,349,721	8,848,009	2,681,123	2.63
2019	57,779,996	26,739,319	31,040,677	7,157,941	1,701,281	3.50
2018	55,136,084	24,321,949	30,814,135	8,437,815	1,473,450	3.11
2017	49,058,858	30,784,261	18,274,597	7,537,763	1,606,487	2.00
2016	47,540,620	29,078,388	18,462,232	6,382,855	960,989	2.51
2015	44,439,639	27,508,552	16,931,087	6,229,832	1,227,519	2.27
2014	43,332,748	29,413,256	13,919,492	6,551,909	1,364,770	1.76
2013	44,374,858	30,049,364	14,325,494	5,419,678	1,656,345	2.02
2012	42,480,156	25,151,848	17,328,308	5,050,000	1,812,911	2.52

At December 31, 2021, there were 2 bond issues and 21 loans with outstanding balances payable from water/sewer revenues. Details about the City's outstanding debt can be found in the notes to the financial statements. Operating expenses do not include interest, depreciation, or the change in the net pension liability/OPEB expenses. Debt service principal does not include amounts defeased by new debt. Interest expense does not include construction period interest.

CITY OF JOLIET, ILLINOIS

Demographic and Economic Statistics Last Ten Years

Year	(a) Population	(b) Per Capita Income	(a) x (b) Personal Income	Unemployment Rate
2021	150,362	\$ 29,615	\$ 4,452,970,630	7.3
2020	147,344	27,990	4,124,158,560	11.3
2019	147,344	26,843	3,955,154,992	3.9
2018	148,099	25,812	3,822,731,388	4.8
2017	148,462	25,089	3,724,763,118	6.4
2016	148,262	24,374	3,613,737,988	7.4
2015	147,433	24,461	3,606,358,613	7.4
2014	147,433	24,118	3,555,789,094	9.0
2013	147,433	23,600	3,479,418,800	12.0
2012	147,433	22,826	3,365,305,658	11.5

Sources of Information: U.S. Census Bureau and U.S. Bureau of Labor Statistics

CITY OF JOLIET, ILLINOIS

Principal Employers in the City Current Year and Nine Years Prior

Employer	Type of Business or Property	2021 Number of Employees	2021 Rank	Percentage of 2021 Total Employment
Amazon	Fulfillment Center	3,500	1	4.74%
Ascension St. Joseph Medical Center	Hospital	2,764	2	3.74%
Will County	County Government	2,202	3	2.98%
Joliet Public Schools District 86	Elementary School District	1,499	4	2.03%
Joliet Junior College	Community College District	1,400	5	1.90%
Joliet Township District #204	School District	912	6	1.24%
City of Joliet	City Government	867	7	1.17%
University of St. Francis	College	710	8	0.96%
Harrah's Casino	Riverboat Casino	550	9	0.74%
Cornerstone Services, Inc.	Social Services	480	10	0.65%

Employer	Type of Business or Property	2013 Number of Employees	2013 Rank	Percentage of 2013 Total Employment
Provena St. Joseph Medical Center	Hospital	2,673	1	3.74%
Will County	County Government	2,400	2	3.36%
University of St. Francis	Education	1,552	3	2.17%
Caterpillar Inc	Tractors and Earthmoving Equipment	1,500	4	2.10%
Joliet Public Schools District 86	Elementary School District	1,400	5	1.96%
Harrah's Casino	Riverboat Casino	1,100	6	1.54%
Joliet Corrections Dept.	State Government	950	7	1.33%
Filtration Group	Filtration	900	8	1.26%
City of Joliet	City Government	831	9	1.16%
Hollywood Casino	Riverboat Casino	685	10	0.96%

Sources of Information: Will County Center for Economic Development and CMAP

This schedule is intended to show the most current year available and nine years ago.
Information nine years ago was not available.

This Page Intentionally Left Blank

CITY OF JOLIET, ILLINOIS

City Employment Statistics Last Ten Fiscal Years

Function	2021		2020		2019		2018		2017	
	Full Time	Part Time	Full Time	Part Time	Full Time	Part Time	Full Time	Part Time	Full Time	Part Time
General Government	86	9	87	16	98	15	89	15	95	18
Public Safety										
Police Department	309	13	323	12	328	37	314	35	337	35
Fire Department	203	-	207	-	209	-	207	-	207	-
Streets and Bridges	47	1	49	-	51	-	49	-	52	-
Culture and Recreation (2)	4	-	4	-	4	-	3	-	4	-
Community Development	33	-	34	-	32	-	30	1	32	2
Public Works	20	-	21	-	19	-	17	-	18	-
Water and Sewer (3)	82	2	75	3	77	2	75	4	78	2
Parking Facilities	3	6	4	6	5	10	3	6	4	10
Subtotals	787	31	804	37	823	64	787	61	827	67
TOTAL STAFF		818		841		887		848		894

Function	2016		2015		2014		2013		2012	
	Full Time	Part Time	Full Time	Part Time	Full Time	Part Time	Full Time	Part Time	Full Time	Part Time
General Government	55	25	41	12	61	25	58	20	68	25
Public Safety										
Police Department	326	37	327	40	319	33	320	33	319	49
Fire Department	205	1	211	1	210	1	204	1	210	2
Streets and Bridges	64	-	45	1	46	-	41	-	42	-
Culture and Recreation (2)	4	-	3	-	4	1	5	2	5	-
Community Development	29	1	22	-	23	1	26	4	31	8
Public Works	20	-	18	-	21	-	22	-	20	-
Water and Sewer (3)	77	2	94	5	91	1	79	4	89	1
Parking Facilities	4	12	4	12	1	13	1	11	3	12
Subtotals	784	78	765	71	776	75	756	75	787	97
TOTAL STAFF		862		836		851		831		884

(1) Includes Visitors' Service Division in 2012-2013, not in 2014-21.

(2) Includes Customer Services Division Employees.

Source of Information: City of Joliet Annual Budgets.

CITY OF JOLIET, ILLINOIS

Operating Indicators by Function Last Ten Fiscal Years

Function	2021	2020	2019	2018	2017
General Government					
Fiscal					
Purchase Orders Processed	1,043	1,279	1,258	1,296	1,508
Nonpayroll Checks Issued	9,284	9,034	10,838	11,124	10,587
Maintenance					
Square Footage Maintained by Staff (City Hall)	62,007	62,007	62,007	62,007	62,007
Information Technology Services					
Wireless Network Locations	5	24	40	41	41
Point-to-point Networks Monitored	36	19	45	41	43
Public Safety					
Police					
Physical Arrests Made	2,649	4,625	5,169	5,168	4,392
Traffic Violations	10,179	10,645	10,708	11,853	11,331
Parking Violations	6,979	7,473	17,954	10,272	15,558
911 Emergency Calls Received	72,047	81,705	89,164	87,216	90,955
Fire					
Emergency Responses	21,771	20,884	21,803	20,950	21,672
Inspections	2,100	700	3,300	3,300	1,845
Calls For Service	21,771	20,884	21,803	20,950	21,672
Significant Fires Extinguished	62	51	47	36	45
Streets and Bridges					
Lane Miles of Road Resurfaced	17	7	8	14	9
Potholes Repaired	23,500	28,500	40,363	37,280	30,850
Culture and Recreation					
Programs Sponsored	11	-	4	4	4
Water and Sewer					
Water and Sewer Accounts	49,405	48,343	48,309	49,719	49,719
Water Only Accounts	537	570	1,307	448	448
Sewer Only Accounts	512	472	537	142	125
New Connections (Net)				-	12
Water Main Breaks	200	185	245	254	261
Average Daily Consumption in Gallons	11,178,752	11,570,411	11,376,908	11,010,834	11,241,288
Parking Facilities					
Parking Spaces	2,424	3,050	3,050	2,835	2,835

Source of Information: Various City Offices.

<u>2016</u>	<u>2015</u>	<u>2014</u>	<u>2013</u>	<u>2012</u>
1,589	1,607	4,043	4,549	5,391
10,574	10,737	8,793	8,290	8,061
62,007	62,007	62,007	62,007	62,007
67	67	67	67	65
116	116	116	116	114
4,539	4,812	5,158	5,005	5,435
13,829	18,621	17,135	17,347	17,141
n/a	19,208	17,325	22,513	19,410
90,101	104,000	98,705	93,252	99,625
20,569	19,993	19,706	27,131	26,701
1,845	1,617	1,494	1,617	1,504
20,569	19,993	19,706	19,263	18,958
43	40	76	71	65
18	19.70	9.34	10.00	13.00
31,000	23,410	22,515	21,513	21,315
1	1	4	3	3
46,185	45,847	44,826	44,314	44,452
329	275	268	261	260
299	36	34	32	35
183	1,030	512	(138)	102
239	216	304	250	232
10,999,623	10,572,418	10,380,387	10,467,059	14,431,978
2,835	2,835	2,696	3,229	2,801

CITY OF JOLIET, ILLINOIS

Capital Asset Statistics by Function Last Ten Fiscal Years

Function	2021	2020	2019	2018	2017
Public Safety					
Police					
Stations	2	2	2	2	2
Substations	-	-	-	-	1
Patrol Units	332	295	291	309	321
Fire					
Active Stations	9	9	9	9	9
Vehicles	63	78	78	78	59
Streets and Bridges					
Miles of Streets	596	596	596	596	594
Bridges	41	41	41	41	40
Traffic Signals	127	122	122	122	122
Warning Flashers	28	38	38	38	38
Public Works					
Vehicles	160	167	151	151	151
Water and Sewer					
Vehicles	42	81	78	65	94
Water					
Water Mains (Miles)	670	665	665	647	626
Fire Hydrants	8,551	8,429	8,427	8,151	7,991
Storage Capacity in Gallons	16,500,000	16,500,000	16,500,000	16,500,000	16,500,000
Sewer					
Sanitary Sewers (Miles)	598	594	594	579	569
Storm Sewers (Miles)	556	556	556	550	548
Parking Facilities					
Lots	8	10	10	9	9
Decks	1	2	2	2	2

Source of Information: Various City Offices.

<u>2016</u>	<u>2015</u>	<u>2014</u>	<u>2013</u>	<u>2012</u>
2	2	2	2	2
1	1	1	1	1
334	341	350	335	334
9	9	9	9	9
60	60	60	57	55
594	516	516	513	512
40	40	35	31	31
122	123	123	123	123
38	38	38	38	38
135	139	136	110	114
93	95	87	92	77
619	609	620	550	540
7,917	7,782	7,655	8,476	7,500
16,500,000	16,500,000	16,500,000	16,500,000	16,500,000
567	569	560	520	406
558	558	557	557	557
9	9	9	11	10
2	2	2	2	2

CITY OF JOLIET, ILLINOIS

Miscellaneous Statistics December 31, 2021

Date of Organization:	January 19, 1852
Form of Government:	City Manager
Governing Body:	City Council
Land Area:	Approximately 63.3 square miles
Number of Housing Units:	47,563
Number of Registered Voters:	47,007
Number of Townships:	8
Number of School Districts:	8
Number of Community College Districts:	1

Source of Information: City of Joliet Website, Will County
Clerk's Office and CMAP



City of Joliet

150 West Jefferson Street
Joliet, IL 60432

Memo

File #: TMP-4309

Agenda Date: 8/16/2022

City of Joliet
Finance Reports
Operating Budgets
as of July 31, 2022

	2021 July YTD	2022 Adj. Budget	2022 July YTD	% of Budget
General Fund (100)				
Revenue				
Property Taxes	17,448,301.75	43,287,831.00	5,195,485.98	12.00%
Gaming Taxes	6,586,256.88	12,900,000.00	8,276,896.10	64.16%
State Sales Taxes	14,570,012.66	26,600,000.00	15,895,701.25	59.76%
Home Rule Sales Tax	16,300,995.07	29,000,000.00	18,465,136.65	63.67%
Utility Taxes	3,722,837.07	6,215,600.00	4,393,194.25	70.68%
State Income Taxes	12,950,614.41	18,330,000.00	16,617,775.94	90.66%
Hotel/Motel Tax	1,494,763.18	3,000,000.00	2,066,680.75	68.89%
Real Estate Transfer Tax	2,249,346.09	3,000,000.00	2,184,986.00	72.83%
Titled/Registration Tax	92,189.14	145,000.00	77,383.08	53.37%
Automobile Rental Tax	18,641.87	35,000.00	28,048.22	80.14%
Food & Beverage Tax	2,059,843.32	3,400,000.00	2,297,868.32	67.58%
Gasoline Privilege Tax	393,620.16	675,000.00	395,708.89	58.62%
Amusement Tax	9,930.00	25,000.00	2,562.00	10.25%
Cable Franchise Tax	1,000,413.84	1,830,000.00	930,216.86	50.83%
Other Tax	567,491.96	960,000.00	684,239.23	71.27%
Replacement Tax	2,982,145.07	3,250,000.00	6,465,778.82	198.95%
Out of State Use Tax	3,881,609.67	6,500,000.00	3,499,085.37	53.83%
Parl-Mutuel Tax	53,153.00	80,000.00	27,365.00	34.21%
Charges for Services	8,783,244.60	14,245,000.00	8,228,654.16	57.77%
Licenses & Permits	3,522,883.83	4,800,000.00	4,041,252.11	84.19%
Fines & Fees	2,099,938.58	3,146,142.00	1,458,745.24	46.37%
Municipal Waste Fees	8,396,611.95	15,150,000.00	9,279,121.56	61.25%
Fed/State/Priv Grant	11,318,005.74	11,475,500.00	11,406,268.40	99.40%
Interest Income	6,952.71	20,474.00	19,730.33	96.37%
Miscellaneous Rev	2,018,721.40	3,741,410.00	2,177,458.90	58.20%
Transfer In	-	4,740,000.00	-	0.00%
Revenue Total	122,528,523.95	216,551,957.00	124,115,343.41	57.31%
Expense				
Personal Services	48,130,616.55	84,947,288.00	52,372,841.18	61.65%
Personal Svc - Benef	30,736,079.68	69,082,933.00	22,003,357.64	31.85%
Professional Service	2,962,207.66	6,821,286.00	3,220,361.55	47.21%
Property Services	10,127,558.15	22,563,210.00	9,901,707.55	43.88%
Other Services	324,271.11	1,595,677.00	457,977.25	28.70%
Supplies	4,310,339.23	8,289,775.00	4,245,504.18	51.21%
Other Employee Costs	176,175.68	679,924.00	337,226.12	49.60%
Debt Service	450.00	450.00	-	0.00%
Other Expenses	2,661,873.60	3,981,727.00	2,617,370.84	65.73%
Transfer Out	-	11,552,969.00	-	0.00%
Expense Total	99,429,571.66	209,515,239.00	95,156,346.31	45.42%
General Fund Total	23,098,952.29	7,036,718.00	28,958,997.10	

	2021 July YTD	2022 Adj. Budget	2022 July YTD	% of Budget
General Fund Expenses By Department				
Expense				
Mayor & Council	235,800.95	393,422.00	236,697.49	60.16%
City Manager	726,110.75	1,354,777.00	780,924.40	57.64%
City Clerk	474,080.28	798,893.00	526,605.19	65.92%
Administrative Services	6,122,355.63	14,246,464.00	7,938,632.75	55.72%
Hospitalization	11,354,100.73	25,200,000.00	15,894,645.95	63.07%
Community Development	3,676,477.79	9,266,736.00	4,262,721.24	46.00%
Finance	2,019,091.23	3,662,400.00	1,474,498.91	40.26%
Municipal Waste	6,505,313.10	13,000,000.00	6,716,705.65	51.67%
Technology	1,466,890.07	3,797,666.00	1,981,259.54	52.17%
Legal	2,177,604.27	2,959,754.00	2,218,149.68	74.94%
Police	32,005,921.89	61,259,081.00	25,729,721.73	42.00%
Fire	22,560,507.41	44,379,674.00	18,104,734.66	40.80%
Public Works	10,105,317.56	17,643,403.00	9,291,049.12	52.66%
Transfer Out	-	11,552,969.00	-	0.00%
Expense Total	99,429,571.66	209,515,239.00	95,156,346.31	45.42%
General Fund Expenses By Department Total	99,429,571.66	209,515,239.00	95,156,346.31	
Parking Operating Fund (520)				
Revenue				
Fines & Fees	426,491.35	707,518.00	417,293.44	58.98%
Interest Income	229.06	500.00	328.19	65.64%
Miscellaneous Rev	149,144.80	1,646.00	0.70	0.04%
Bond Transfer	-	-	-	0.00%
Transfer In	-	-	-	0.00%
Revenue Total	575,865.21	709,664.00	417,622.33	58.85%
Expense				
Personal Services	271,018.66	711,341.00	312,371.75	43.91%
Personal Svc - Benef	68,431.90	151,759.00	68,459.86	45.11%
Professional Service	10,092.34	150,000.00	66,965.00	44.64%
Property Services	244,817.50	337,586.00	168,870.76	50.02%
Other Services	17,625.72	49,098.00	2,175.45	4.43%
Supplies	16,607.19	50,962.00	25,227.74	49.50%
Debt Service	-	-	-	0.00%
Other Expenses	-	-	-	0.00%
Transfer Out	-	340,000.00	-	0.00%
Capital Outlay	-	-	-	0.00%
Expense Total	628,593.31	1,790,746.00	644,070.56	35.97%
Parking Fund Total	(52,728.10)	(1,081,082.00)	(226,448.23)	
Water & Sewer Operating Fund (500)				
Revenue				
Charges for Services	33,519,578.02	62,061,000.00	36,236,545.52	58.39%
Fines & Fees	1,761,807.74	1,355,500.00	1,782,604.88	131.51%
Interest Income	7,696.17	15,000.00	192,526.70	1283.51%
Miscellaneous Rev	364,528.87	1,510,040.00	362,706.20	24.02%
Revenue Total	35,653,610.80	64,941,540.00	38,574,383.30	59.40%
Expense				
Personal Services	5,601,032.89	10,472,676.00	6,671,381.64	63.70%
Personal Svc - Benef	1,471,463.58	3,486,652.00	1,557,877.85	44.68%
Professional Service	671,479.08	3,170,000.00	786,902.46	24.82%
Property Services	2,152,675.58	7,242,000.00	1,651,976.00	22.81%
Other Services	137,382.69	335,500.00	205,603.52	61.28%
Supplies	3,905,153.21	8,958,000.00	4,378,814.56	48.88%
Other Employee Costs	148,552.15	432,700.00	136,882.99	31.63%
Debt Service	-	900.00	-	0.00%
Other Expenses	129,077.31	303,000.00	32,029.22	10.57%
Transfer Out	-	-	-	0.00%
Expense Total	14,216,816.49	34,401,428.00	15,421,468.24	44.83%
Water & Sewer Operating Fund Total	21,436,794.31	30,540,112.00	23,152,915.06	

City of Joliet
Finance Reports
Capital Budgets
as of July 31, 2022

	2021 July YTD	2022 Adj. Budget	2022 July YTD	% of Budget
Motor Fuel Tax Fund (200)				
Revenue				
Other Taxes	3,241,019.91	5,700,000.00	3,436,466.44	60.29%
Fed/State/Priv Grant	3,281,708.40	3,281,708.00	1,640,854.20	50.00%
Interest Income	2,286.65	5,000.00	34,049.10	680.98%
Miscellaneous Rev	-	-	-	-
Revenue Total	6,525,014.96	8,986,708.00	5,111,369.74	56.88%
Expense				
Professional Service	1,755.63	-	-	-
Property Services	-	-	-	-
Supplies	-	500,000.00	-	-
Capital Outlay	1,542,045.71	23,627,000.00	2,911,011.86	12.32%
Expense Total	1,543,801.34	24,127,000.00	2,911,011.86	12.07%
Motor Fuel Tax Fund Total	4,981,213.62	(15,140,292.00)	2,200,357.88	
Capital Improvement Fund (300)				
Revenue				
Fed/State/Priv Grant	100,000.00	5,323,740.00	100,000.00	
Miscellaneous Rev	-	100,000.00	28,759,594.84	28759.59%
Interest Income	767.82	1,500.00	333.09	22.21%
Transfer In	-	11,000,302.00	-	0.00%
Revenue Total	100,767.82	16,425,542.00	28,859,927.93	175.70%
Expense				
Debt Service	-	-	-	-
Professional Services	396,697.26	-	3,810.00	
Capital Outlay	3,135,791.56	27,174,175.00	8,234,809.90	30.30%
Expense Total	3,532,488.82	27,174,175.00	8,238,619.90	30.32%
Capital Improvement Fund Total	(3,431,721.00)	(10,748,633.00)	20,621,308.03	
Vehicle Replacement Fund (301)				
Revenue				
Other Taxes	1,163,030.79	1,931,000.00	1,187,126.68	61.48%
Miscellaneous Rev	91,150.84	50,000.00	66,695.25	
Revenue Total	1,254,181.63	1,981,000.00	1,253,821.93	63.29%
Expense				
Capital Outlay	3,472,521.39	2,318,000.00	5,408.27	0.23%
Debt Service	71,772.92	430,800.00	50,400.00	11.70%
Expense Total	3,544,294.31	2,748,800.00	55,808.27	2.03%
Vehicle Replacement Fund Total	(2,290,112.68)	(767,800.00)	1,198,013.66	
Performance Bonds Fund (320)				
Revenue				
Interest Income	830.41	10,000.00	101,166.86	1011.67%
Miscellaneous Rev	-	500,000.00	-	0.00%
Revenue Total	830.41	510,000.00	101,166.86	19.84%
Expense				
Capital Outlay	62,360.35	3,539,529.00	-	0.00%
Expense Total	62,360.35	3,539,529.00	-	0.00%
Performance Bonds Fund Total	(61,529.94)	(3,029,529.00)	101,166.86	

	2021 July YTD	2022 Adj. Budget	2022 July YTD	% of Budget
Water & Sewer Improvement Fund (501)				
Revenue				
Charges for Services	648,909.50	-	-	
Misc Revenue	109.55	-	-	
Interest Income	669,920.00	-	156.95	
Revenue Total	1,318,939.05	-	156.95	
Expense				
Depreciation	-	14,500,000.00	-	0.00%
Other Expenses	-	-	-	
Capital Outlay	3,877,848.03	48,980,000.00	4,130,472.22	8.43%
Expense Total	3,877,848.03	63,480,000.00	4,130,472.22	6.51%
Water & Sewer Improvement Fund Total	(2,558,908.98)	(63,480,000.00)	(4,130,315.27)	
IEPA Wet Weather Treatment Facility (507)				
Revenue				
Miscellaneous Rev	-	3,854,128.00	-	
Revenue Total	-	3,854,128.00	-	
Expense				
Capital Outlay	-	-	-	
Expense Total	-	-	-	
IEPA Wet Weather Treatment Facility Fund Total		3,854,128.00	-	
IEPA Aux Sable & WSTP PHOS (508)				
Revenue				
Miscellaneous Rev	189,394.45	1,793,840.00	-	
Revenue Total	189,394.45	1,793,840.00	-	
Expense				
Capital Outlay	-	-	736,809.43	
Expense Total	-	-	736,809.43	
IEPA Aux Sable & WSTP PHOS Fund Total	189,394.45	1,793,840.00	(736,809.43)	
IEPA WM RE (510)				
Revenue				
Miscellaneous Rev	-	924,276.00	-	
Revenue Total	-	924,276.00	-	
Expense				
Capital Outlay	-	-	-	
Expense Total	-	-	-	
IEPA WM RE Fund Total		924,276.00	-	
IEPA ESTP Phosphorus Removal (511)				
Revenue				
Miscellaneous Rev	4,228,155.26	17,073,625.00	652,818.19	
Charges for Other Services	15,000.00	-	-	
Revenue Total	4,243,155.26	17,073,625.00	652,818.19	
Expense				
Capital Outlay	3,843,446.22	500,000.00	341,958.39	
Expense Total	3,843,446.22	500,000.00	341,958.39	
IEPA ESTP Phosphorus Removal Fund Total	399,709.04	16,573,625.00	310,859.80	
IEPA Sanitary Sewer Rehab - 2018 (512)				
Revenue				
Miscellaneous Rev	47,501.99	9,487,015.00	201,357.22	
Revenue Total	47,501.99	9,487,015.00	201,357.22	
Expense				
Capital Outlay	47,501.99	-	185,057.73	
Expense Total	47,501.99	-	185,057.73	
IEPA Sanitary Sewer Rehab 2018 Fund Total	-	9,487,015.00	16,299.49	

	2021 July YTD	2022 Adj. Budget	2022 July YTD	% of Budget
IEPA 2018 Watermain Rehab (513)				
Revenue				
Miscellaneous Rev		3,916,686.00	-	
Revenue Total		3,916,686.00	-	
Expense				
Capital Outlay		-	276,875.33	
Expense Total		-	276,875.33	
IEPA 2018 Watermain Rehab Fund Total		3,916,686.00	(276,875.33)	
IEPA Sanitary Sewer Rehab 2022 (514)				
Revenue				
Miscellaneous Rev	1,272,129.42	8,749,414.00	-	
Revenue Total	1,272,129.42	8,749,414.00	-	
Expense				
Capital Outlay	1,523,228.76	-	723.52	
Expense Total	1,523,228.76	-	723.52	
IEPA Sanitary Sewer Rehab 2022 Fund Total	(251,099.34)	8,749,414.00	(723.52)	
IEPA Water System Rehab 2022 (515)				
Revenue				
Miscellaneous Rev		7,033,467.00	-	
Revenue Total		7,033,467.00	-	
Expense				
Capital Outlay		-	(11,469.58)	
Expense Total		-	(11,469.58)	
IEPA Water System Rehab 2022 Fund Total		7,033,467.00	11,469.58	
IEPA Sanitary Sewer 2020 (516)				
Revenue				
Miscellaneous Rev	4,344,977.78	3,553,663.00	1,054,588.89	
Revenue Total	4,344,977.78	3,553,663.00	1,054,588.89	
Expense				
Capital Outlay	3,626,423.68	2,000,000.00	648,093.80	
Expense Total	3,626,423.68	2,000,000.00	648,093.80	
IEPA Sanitary Sewer 2020 Fund Total	718,554.10	1,553,663.00	406,495.09	

	2021 July YTD	2022 Adj. Budget	2022 July YTD	% of Budget
IEPA Water Main Rehab 2020 (517)				
Revenue				
Miscellaneous Rev	1,079,266.00	8,292,900.00	-	
Revenue Total	1,079,266.00	8,292,900.00	-	
Expense				
Capital Outlay	1,045,358.07	-	1,871.60	
Expense Total	1,045,358.07	-	1,871.60	
IEPA Water Main Rehab 2020 Fund Total	33,907.93	8,292,900.00	(1,871.60)	
IEPA 21 SS (518)				
Revenue				
Miscellaneous Rev	161,847.32	6,134,950.00	3,125,638.96	
Revenue Total	161,847.32	6,134,950.00	3,125,638.96	
Expense				
Capital Outlay	26,241.50	6,000,000.00	560,266.84	
Expense Total	26,241.50	6,000,000.00	560,266.84	
IEPA 21 WR Fund Total	135,605.82	134,950.00	2,565,372.12	
IEPA 21 WR (519)				
Revenue				
Miscellaneous Rev	1,279,065.46	2,317,413.00	1,495,043.18	
Revenue Total	1,279,065.46	2,317,413.00	1,495,043.18	
Expense				
Capital Outlay	958,793.10	2,000,000.00	926,683.22	46.33%
Expense Total	958,793.10	2,000,000.00	926,683.22	46.33%
IEPA 21 WR Fund Total	320,272.36	317,413.00	568,359.96	
Parking Improvement Fund (521)				
Expense				
Depreciation		161,309.00	-	0.00%
Expense Total		161,309.00	-	0.00%
Parking Improvement Fund Total		(161,309.00)		
IEPA ES RS (530)				
Revenue				
Miscellaneous Rev		550,000.00	-	
Revenue Total		550,000.00	-	
Expense				
Capital Outlay		550,000.00	126,709.37	
Expense Total		550,000.00	126,709.37	
IEPA ES RS Fund Total		-	(126,709.37)	
Water Replacement Reserve (531)				
Revenue				
Miscellaneous Rev	-	23,600,000.00	-	
Transfer In	-	-	-	
Revenue Total	-	23,600,000.00	-	0.00%
Expense				
Capital Outlay	2,019,943.48	23,600,000.00	3,182,137.41	13.48%
Other Expenses	74.10			
Expense Total	2,019,943.48	23,600,000.00	3,182,137.41	13.48%
Water Replacement Reserve Fund Total	(2,019,943.48)	-	(3,182,137.41)	

	2021 July YTD	2022 Adj. Budget	2022 July YTD	% of Budget
IEPA West River Wall Sewer (532)				
Revenue				
Miscellaneous Rev		2,237,289.00	-	
Revenue Total		2,237,289.00	-	
Expense				
Capital Outlay		-	14,656.46	
Expense Total		-	14,656.46	
IEPA West River Wall Sewer Fund Total		2,237,289.00	(14,656.46)	
IEPA LW I (533)				
Revenue				
Miscellaneous Rev	64,378.83	539,664.00	494,929.79	
Revenue Total	64,378.83	539,664.00	494,929.79	
Expense				
Capital Outlay	241,024.08	500,000.00	167,462.97	
Expense Total	241,024.08	500,000.00	167,462.97	
IEPA LW I Fund Total	(176,645.25)	39,664.00	327,466.82	
IEPA LW II (534)				
Revenue				
Miscellaneous Rev	1,594,524.04	1,400,237.00	1,135,287.64	
Revenue Total	1,594,524.04	1,400,237.00	1,135,287.64	
Expense				
Capital Outlay	1,790,470.61	1,000,000.00	480,136.37	
Expense Total	1,790,470.61	1,000,000.00	480,136.37	
IEPA LW II Fund Total	(195,946.57)	400,237.00	655,151.27	
IEPA LW III (535)				
Revenue				
Miscellaneous Rev		4,000,000.00	545,925.37	
Revenue Total		4,000,000.00	545,925.37	
Expense				
Capital Outlay		40,000,000.00	496,347.52	
Expense Total		40,000,000.00	496,347.52	
IEPA LW III Fund Total		(36,000,000.00)	49,577.85	
IEPA W&S Ctr (538)				
Revenue				
Miscellaneous Rev		12,700,000.00	-	
Transfer In		25,500,000.00	-	0.00%
Revenue Total		38,200,000.00	-	0.00%
Expense				
Professional Service			179,222.22	
Capital Outlay		37,700,000.00	10,669,549.41	
Expense Total		37,700,000.00	10,848,771.63	
IEPA LW V Fund Total		500,000.00	(10,848,771.63)	
IEPA WS EX (539)				
Revenue				
Miscellaneous Rev		3,500,000.00	-	
Transfer In		-	-	
Revenue Total		3,500,000.00	-	
Expense				
Capital Outlay		3,500,000.00	-	
Expense Total		3,500,000.00	-	
IEPA WS EX Fund Total		-	-	

City of Joliet
Finance Reports
Special Revenue Budgets
as of July 31, 2022

	2021 July YTD	2022 Adj. Budget	2022 July YTD	% of Budget
Evergreen Terrace Fund (110)				
Revenue				
Miscellaneous Rev	57,648.00	57,648.00	-	0.00%
Transfer In	-	-	-	-
Revenue Total	57,648.00	57,648.00	-	0.00%
Expense				
Professional Service	-	10,000.00	-	0.00%
Property Services	-	-	-	-
Expense Total	-	10,000.00	-	0.00%
Evergreen Terrace Fund Total	57,648.00	47,648.00	-	-
Block Grant Fund (210)				
Revenue				
Fed/State/Priv Grant	522,831.51	3,681,849.00	634,880.57	17.24%
Revenue Total	522,831.51	3,681,849.00	634,880.57	17.24%
Expense				
Professional Service	252,416.04	2,345,069.00	291,368.03	12.42%
Property Services	-	877,725.00	-	0.00%
Other Services	355.15	3,000.00	846.15	28.21%
Other Employee Costs	-	4,000.00	1,795.00	44.88%
Capital Outlay	213,556.60	-	-	-
Expense Total	466,327.79	3,229,794.00	294,009.18	9.10%
Block Grant Fund Total	56,503.72	452,055.00	340,871.39	-
Grant & Special Revenue Fund (220)				
Revenue				
Charges for Services	-	31,600,000.00	-	0.00%
Fed/State/Priv Grant	2,796,020.06	10,299,465.00	2,389,809.95	23.20%
Interest Income	2,713.24	18,000.00	4,066.67	22.59%
Miscellaneous Rev	-	1,019,603.00	-	0.00%
Transfer In	-	5,800,000.00	-	0.00%
Revenue Total	2,798,733.30	48,737,068.00	2,393,876.62	4.91%
Expense				
Personal Services	749,295.55	925,000.00	496,566.13	53.68%
Personal Services -Benef	447.18	1,000.00	350.32	35.03%
Professional Service	101,406.05	702,093.00	305,586.35	43.53%
Property Services	42,928.98	130,000.00	76,531.19	58.87%
Other Services	10,546.97	8,250.00	4,992.25	60.51%
Supplies	40,227.80	116,000.00	736,695.08	635.08%
Other Employee Costs	16,648.10	18,250.00	11,659.64	63.89%
Other Expenses	2,640.00	1,500.00	1,900.00	126.67%
Capital Outlay	347,001.14	46,934,975.00	109,272.10	0.23%
Expense Total	1,311,141.77	48,837,068.00	1,743,553.06	3.57%
Grant & Special Revenue Fund Total	1,487,591.53	(100,000.00)	650,323.56	-
Special Revenue Revolving Fund (221)				
Revenue				
Fines & Fees	85,827.65	243,500.00	377,778.51	155.15%
Fed/State/Priv Grant	1,420.00	20,000.00	2,489.00	12.45%
Interest Income	52.29	50.00	115.27	230.54%
Revenue Total	87,299.94	263,550.00	380,382.78	144.33%
Expense				
Professional Service	7,188.72	64,500.00	6,120.00	9.49%
Property Services	1,200.00	1,000.00	2,400.00	240.00%
Other Services	2,044.54	5,000.00	2,364.37	47.29%
Supplies	26,622.83	200,000.00	11,974.41	5.99%
Other Employee Costs	12,013.84	43,700.00	12,786.60	29.26%
Other Expenses	20,750.28	42,000.00	15,650.00	37.26%
Capital Outlay	111,286.34	110,000.00	170,880.29	155.35%
Expense Total	181,106.55	466,200.00	222,175.67	47.66%
Special Revenue Revolving Fund Total	(93,806.61)	(202,650.00)	158,207.11	-

	2021 July YTD	2022 Adj. Budget	2022 July YTD	% of Budget
Foreign Fire Tax Fund (225)				
Revenue				
Other Taxes		235,585.00	-	0.00%
Interest Income		182.00	-	0.00%
Revenue Total		235,585.00	-	0.00%
Expense				
Other Expenses		228,000.00	-	0.00%
Expense Total		228,000.00	-	0.00%
Foreign Fire Tax Fund Total		7,585.00	-	
Special Service Area Fund (230)				
Revenue				
Property Taxes	121,656.57	530,000.00	227,332.51	42.89%
Fines & Fees	-	-	-	-
Interest Income	-	-	0.20	-
Revenue Total	121,656.57	530,000.00	227,332.71	42.89%
Expense				
Professional Service	64,339.92	75,000.00	6,901.85	9.20%
Property Services	-	-	-	-
Other Expenses	232,400.50	400,000.00	231,193.27	57.80%
Transfer Out	-	50,000.00	-	0.00%
Capital Outlay	16,870.00	100,000.00	1,150.00	1.15%
Expense Total	313,610.42	625,000.00	239,245.12	38.28%
Special Service Area Fund Total	(191,953.85)	(95,000.00)	(11,912.41)	
Special Service Area - Park Hill (231)				
Revenue				
Property Taxes	3,748.55	8,000.00	4,269.47	53.37%
Interest Income	-	-	-	-
Revenue Total	3,748.55	8,000.00	4,269.47	53.37%
Expense				
Professional Service	-	-	-	-
Property Services	2,625.00	8,000.00	2,250.00	28.13%
Other Expenses	-	-	-	-
Capital Outlay	-	-	-	-
Expense Total	2,625.00	8,000.00	2,250.00	28.13%
Special Service Area - Park Hill Fund Total	1,123.55	-	2,019.47	
Special Service Area - Miscellaneous Fund (232)				
Revenue				
Property Taxes	-	14,000.00	-	0.00%
Fines & Fees	4,425.00	-	2,654.00	-
Revenue Total	4,425.00	14,000.00	2,654.00	18.96%
Expense				
Professional Service	-	-	-	-
Property Services	-	-	-	-
Other Expenses	-	-	-	-
Capital Outlay	-	14,000.00	-	0.00%
Expense Total	-	14,000.00	-	0.00%
Special Service Area - Misc Fund Total	4,425.00	-	2,654.00	
Business District Fund (240)				
Revenue				
Other Taxes	83,587.14	120,000.00	121,650.95	101.38%
Interest Income	128.36	3,500.00	2,254.81	64.42%
Revenue Total	83,715.50	123,500.00	123,905.76	100.33%
Expense				
Other Expenses	7,094.84	69,000.00	33,389.58	48.39%
Expense Total	7,094.84	69,000.00	33,389.58	48.39%
Business District Fund Total	76,620.66	54,500.00	90,516.18	

	2021 July YTD	2022 Adj. Budget	2022 July YTD	% of Budget
TIF #2 City Center Fund (250)				
Revenue				
Property Taxes	191,905.65	450,000.00	282,817.21	62.85%
Interest Income	20.34	2,000.00	51.69	2.58%
Miscellaneous Rev	-	-	-	-
Transfer In	-	-	-	-
Revenue Total	191,925.99	452,000.00	282,868.90	62.58%
Expense				
Professional Service	-	50,000.00	-	0.00%
Property Services	184,508.42	-	-	-
Other Expenses	-	400,000.00	-	0.00%
Capital Outlay	-	2,000.00	161,535.21	-
Expense Total	184,508.42	452,000.00	161,535.21	35.74%
TIF #2 City Center Fund Total	7,417.57	-	121,333.69	
TIF #3 Cass Street Fund (251)				
Revenue				
Property Taxes	10,100.47	102,500.00	55,427.44	54.08%
Interest Income	-	-	-	-
Revenue Total	10,100.47	102,500.00	55,427.44	54.08%
Expense				
Professional Service	-	2,500.00	-	0.00%
Other Expenses	-	100,000.00	-	0.00%
Capital Outlay	84,879.91	-	-	-
Expense Total	84,879.91	102,500.00	-	0.00%
TIF #3 Cass Street Fund Total	(74,779.44)	-	55,427.44	
TIF #4 Presence St. Joseph (252)				
Revenue				
Property Taxes	25,700.43	47,000.00	24,698.25	52.55%
Interest Income	-	-	1.45	-
Revenue Total	25,700.43	47,000.00	24,699.70	52.55%
Expense				
Professional Service	-	2,255.00	-	0.00%
Other Expenses	-	15,000.00	-	0.00%
Expense Total	-	17,255.00	-	0.00%
TIF #4 Presence St. Joseph Fund Total	25,700.43	29,745.00	24,699.70	
TIF #5 Downtown (253)				
Revenue				
Property Taxes	58,658.52	70,000.00	74,028.35	105.75%
Interest Income	-	-	-	-
Revenue Total	58,658.52	70,000.00	74,028.35	105.75%
Expense				
Professional Service	7,480.00	1,500.00	-	0.00%
Other Expenses	-	14,200.00	8,733.14	61.50%
Expense Total	7,480.00	15,700.00	8,733.14	55.63%
TIF #5 Downtown Fund Total	51,178.52	54,300.00	65,295.21	
TIF #6 Silver Cross (254)				
Revenue				
Property Taxes	1,601.04	4,000.00	2,261.38	56.53%
Interest Income	-	-	-	-
Revenue Total	1,601.04	4,000.00	2,261.38	56.53%
Expense				
Professional Service	-	4,000.00	-	0.00%
Other Expenses	-	-	-	-
Expense Total	-	4,000.00	-	0.00%
TIF #6 Silver Cross Fund Total	1,601.04	-	2,261.38	

	2021 July YTD	2022 Adj. Budget	2022 July YTD	% of Budget
General Debt Service Fund (405)				
Revenue				
Property Taxes	665,584.74	475,000.00	810,306.27	170.59%
Interest Income	-	-	-	-
Revenue Total	665,584.74	475,000.00	810,306.27	170.59%
Expense				
Debt Service	28,325.00	482,125.00	-	0.00%
Expense Total	28,325.00	482,125.00	-	0.00%
General Debt Service Fund Total	637,259.74	(7,125.00)	810,306.27	
Water & Sewer Debt Service Fund (505)				
Expense				
Debt Service	5,397,827.83	12,530,486.00	6,802,661.51	54.29%
Expense Total	5,397,827.83	12,530,486.00	6,802,661.51	54.29%
Water & Sewer Debt Service Fund Total	(5,397,827.83)	(12,530,486.00)	(6,802,661.51)	

Investment Report - By Fund
as of July 31, 2022

	Maturity	Purchased	Term	Rate	Principal	Est Earned Interest	TOTAL
General Fund							
IPTIP	Daily	Daily			47,012,468.66		47,012,468.66
CIBC	Daily	Daily			1,991,267.93		1,991,267.93
General Fund Total					49,003,736.59		49,003,736.59
Motor Fuel Fund							
IPTIP	Daily	Daily			10,104,049.73		10,104,049.73
FIRST MIDWEST BANK	Daily	Daily			2,156,110.68		2,156,110.68
CIBC - 90 DAY CD	8/11/2022	5/12/2022	91	0.40%	3,264,209.69	3,255.27	3,267,464.96
Motor Fuel Fund Total					15,524,370.10	3,255.27	15,527,625.37
Parking Fund							
CIBC	Daily	Daily			440,322.28		440,322.28
Parking Fund Total					440,322.28		440,322.28
Capital Improvement Fund							
FIRST MIDWEST BANK	Daily	Daily			1,674,924.17		1,674,924.17
CIBC - 90 DAY CD	8/11/2022	5/12/2022	91	0.40%	2,200,251.15	2,194.22	2,202,445.37
BUSEY BANK-3 MONTH CD	10/23/2022	7/24/2022	91	0.01%	2,173,530.46	54.19	2,173,584.65
Capital Improvement Fund Total					6,048,705.78	2,248.41	6,050,954.19
Property Improvement Fund							
IPTIP	Daily	Daily			4,440,671.83		4,440,671.83
FIRST MIDWEST BANK	Daily	Daily			169,917.12		169,917.12
Property Improvement Fund Total					4,610,588.95		4,610,588.95
TIF Fund							
FIRST MIDWEST BANK	Daily	Daily			205,791.26		205,791.26
TIF Fund Total					205,791.26		205,791.26
Grants & Special Revenue Fund							
CIBC	Daily	Daily			5,455,967.42		5,455,967.42
Grants & Special Revenue Fund Total					5,455,967.42		5,455,967.42
Business District Fund							
IPTIP	Daily	Daily	(blank)		994,850.10		994,850.10
Business District Fund Total					994,850.10		994,850.10
Water & Sewer Funds							
IPTIP	Daily	Daily			84,983,152.24		84,983,152.24
CIBC	Daily	Daily			3,777,935.50		3,777,935.50
CIBC - 90 DAY CD	9/8/2022	6/9/2022	182	0.60%	917,552.34	2,745.12	920,297.46
Water & Sewer Funds Total					89,678,640.08	2,745.12	89,681,385.20
Grand Total					171,962,972.56	8,248.79	171,971,221.35

Collateral Report
as of July 31, 2022

Description	Maturity	Purchased	Rate	Principal	Est Earned Interest	TOTAL	COLLATERAL
BUSEY BANK							
Collateral						-	3,000,000
						-	3,000,000
BUSEY BANK-3 MONTH CD				2,173,530.46	54.19	2,173,584.65	
General Investment	10/23/2022	7/24/2022	0.01%	2,173,530.46	54.19	2,173,584.65	
CIBC				11,665,493.13		11,665,493.13	11,657,655
Collateral						-	11,657,655
1989 Bond	Daily	Daily		100,601.54		100,601.54	
2002A Water & Sewer Bond	Daily	Daily		109,955.77		109,955.77	
General Investment	Daily	Daily		1,991,267.93		1,991,267.93	
VRB & CenterPoint	Daily	Daily		5,455,967.42		5,455,967.42	
Parking Revenues	Daily	Daily		440,322.28		440,322.28	
Water Fund	Daily	Daily		3,567,378.19		3,567,378.19	
CIBC - 90 DAY CD				6,382,013.18	8,194.60	6,390,207.78	
Motor Fuel	8/11/2022	5/12/2022	0.40%	3,264,209.69	3,255.27	3,267,464.96	
General Investment	8/11/2022	5/12/2022	0.40%	2,200,251.15	2,194.22	2,202,445.37	
Water & Sewer Fund	9/8/2022	6/9/2022	0.60%	917,552.34	2,745.12	920,297.46	
FIRST MIDWEST BANK				4,206,743.23		4,206,743.23	19,981,737
Collateral						-	19,981,737
Motor Fuel	Daily	Daily		2,156,110.68		2,156,110.68	
Prop Owner Improvement	Daily	Daily		169,917.12		169,917.12	
TIF #2 - City Center	Daily	Daily		205,791.26		205,791.26	
Capital Improvement	Daily	Daily		1,674,924.17		1,674,924.17	
IPTIP				147,535,192.56		147,535,192.56	
Motor Fuel	Daily	Daily		10,104,049.73		10,104,049.73	
Prop Owner Improvement	Daily	Daily		4,440,671.83		4,440,671.83	
General Investment	Daily	Daily		47,012,468.66		47,012,468.66	
Water Fund	Daily	Daily		84,983,152.24		84,983,152.24	
Business District Fund	Daily	Daily		994,850.10		994,850.10	
Grand Total				171,962,972.56	8,248.79	171,971,221.35	34,639,392

Investment Report - By Institution
as of July 31, 2022

	Maturity	Purchased	Rate	Principal	Est Earned Interest	TOTAL
FIRST MIDWEST BANK				4,206,743.23		4,206,743.23
Capital Improvement Fund	Daily			1,674,924.17		1,674,924.17
Motor Fuel Fund	Daily			2,156,110.68		2,156,110.68
Property Improvement Fund	Daily			169,917.12		169,917.12
TIF Fund	Daily			205,791.26		205,791.26
IFTIP				147,535,192.56		147,535,192.56
Business District Fund	Daily			994,850.10		994,850.10
General Fund	Daily			47,012,468.66		47,012,468.66
Motor Fuel Fund	Daily			10,104,049.73		10,104,049.73
Property Improvement Fund	Daily			4,440,671.83		4,440,671.83
Water & Sewer Funds	Daily			84,983,152.24		84,983,152.24
CIBC				11,665,493.13		11,665,493.13
General Fund	Daily			1,991,267.93		1,991,267.93
Grants & Special Revenue Fund	Daily			5,455,967.42		5,455,967.42
Parking Fund	Daily			440,322.28		440,322.28
Water & Sewer Funds	Daily			3,777,935.50		3,777,935.50
CIBC - 90 DAY CD				6,392,013.18	8,194.60	6,390,207.78
Capital Improvement Fund	8/11/2022	5/12/2022	0.40%	2,200,251.15	2,194.22	2,202,445.37
Motor Fuel Fund	8/11/2022	5/12/2022	0.40%	3,264,209.69	3,255.27	3,267,464.96
Water & Sewer Funds	9/8/2022	6/9/2022	0.60%	917,552.34	2,745.12	920,297.46
BUSEY BANK-3 MONTH CD				2,173,530.46	54.19	2,173,584.65
Capital Improvement Fund	10/23/2022	7/24/2022	0.01%	2,173,530.46	54.19	2,173,584.65
Grand Total				171,962,972.56	8,248.79	171,971,221.35



City of Joliet

150 West Jefferson Street
Joliet, IL 60432

Memo

File #: TMP-4310

Agenda Date: 8/16/2022

VENDOR INVOICE LIST

INVOICE	P.O.	INV DATE	WARRANT	CHECK #	INVOICE NET	PAID	AMOUNT	DUE DATE	TYPE	STS	DESCR
17355 A.N.T. PEST CONTROL INC											
8962		07/13/2022	220721	368261	125.00	125.00	07/13/2022	INV	PD		MISC
CHECK DATE:		07/21/2022									
9662		06/29/2022	220707	367858	210.00	210.00	06/29/2022	INV	PD		MISC
CHECK DATE:		07/07/2022									
9675		06/29/2022	220707	367858	365.00	365.00	06/29/2022	INV	PD		MISC
CHECK DATE:		07/07/2022									
9677		07/05/2022	220707	367858	180.00	180.00	07/05/2022	INV	PD		MISC
CHECK DATE:		07/07/2022									
9701		07/13/2022	220721	368261	160.00	160.00	07/13/2022	INV	PD		MISC
CHECK DATE:		07/21/2022									
9795		07/20/2022	220728	368465	195.00	195.00	07/20/2022	INV	PD		MISC
CHECK DATE:		07/28/2022									
					1,235.00						
16877 ACCURATE BOARD UP & GLASS INC											
7754		07/20/2022	220728	368466	225.00	225.00	07/20/2022	INV	PD		MISC
CHECK DATE:		07/28/2022									
14080 ADVENT SYSTEMS, INC.											
30	22000064	07/25/2022	220728	368467	6,048.00	6,048.00	07/27/2022	INV	PD		JMMRTC
CHECK DATE:		07/28/2022									
56 AIR ONE EQUIPMENT, INC											
182672		07/11/2022	220714	368016	2,255.00	2,255.00	07/11/2022	INV	PD		MISC
CHECK DATE:		07/14/2022									
182898		07/11/2022	220714	368016	914.36	914.36	07/11/2022	INV	PD		MISC
CHECK DATE:		07/14/2022									
183013		07/13/2022	220721	368262	1,530.00	1,530.00	07/13/2022	INV	PD		MISC
CHECK DATE:		07/21/2022									
183175	22000028	07/14/2022	220728	368468	39,626.00	39,626.00	07/25/2022	INV	PD		PURCHA
CHECK DATE:		07/28/2022									
					44,325.36						
11203 AIRGAS WEST JOLIET											
9127849493		07/13/2022	220721	368263	46.33	46.33	07/13/2022	INV	PD		MISC
CHECK DATE:		07/21/2022									

VENDOR INVOICE LIST

INVOICE	P.O.	INV DATE	WARRANT	CHECK #	INVOICE NET	PAID AMOUNT	DUE DATE	TYPE	STS	DESCR
11858 AL WARREN OIL COMPANY INC										
W1479732	22000039	06/10/2022	220728	368469	24,613.64	24,613.64	07/27/2022	INV	PD	2022 U
CHECK DATE:	07/28/2022									
W1484299	22000039	06/29/2022	220714	368017	23,144.00	23,144.00	07/12/2022	INV	PD	2022 U
CHECK DATE:	07/14/2022									
W1486868	22000039	07/12/2022	220721	368264	24,590.50	24,590.50	07/20/2022	INV	PD	2022 U
CHECK DATE:	07/21/2022									
W1487705	22000039	07/14/2022	220721	368264	24,301.20	24,301.20	07/20/2022	INV	PD	2022 U
CHECK DATE:	07/21/2022									
					96,649.34					
15495 ALL AMERICAN CLEANING & JANITORIAL INC										
722		07/11/2022	220714	368018	2,950.00	2,950.00	07/11/2022	INV	PD	MISC
CHECK DATE:	07/14/2022									
16183 ALLIED UNIVERSAL SECURITY SERVICES										
12926473	22000570	06/30/2022	220714	368019	11,276.10	11,276.10	07/11/2022	INV	PD	Securi
CHECK DATE:	07/14/2022									
12926474	22000570	06/30/2022	220714	368019	13,861.70	13,861.70	07/11/2022	INV	PD	Securi
CHECK DATE:	07/14/2022									
					25,137.80					
11433 ALPHA BUILDING MAINTENANCE SVC										
21508 CJ		07/13/2022	220721	368265	865.30	865.30	07/13/2022	INV	PD	MISC
CHECK DATE:	07/21/2022									
21521 CJ		06/29/2022	220707	367859	804.27	804.27	06/29/2022	INV	PD	MISC
CHECK DATE:	07/07/2022									
					1,669.57					
16555 ALTORFER INDUSTRIES INC										
P58C0015751		07/11/2022	220714	368020	66.99	66.99	07/11/2022	INV	PD	MISC
CHECK DATE:	07/14/2022									
P58C0015807		07/11/2022	220714	368020	333.41	333.41	07/11/2022	INV	PD	MISC
CHECK DATE:	07/14/2022									
					400.40					
15576 AMAZON CAPITAL SERVICES										

VENDOR INVOICE LIST

INVOICE	P.O.	INV DATE	WARRANT	CHECK #	INVOICE NET	PAID	AMOUNT	DUE DATE	TYPE	STS	DESCR
11CJ-7QVP-WFLG CHECK DATE:	07/14/2022	07/07/2022	220714	368021	428.59		428.59	07/07/2022	INV	PD	MISC
11R1-VV77-CFYN CHECK DATE:	07/21/2022	07/13/2022	220721	368266	119.97		119.97	07/13/2022	INV	PD	MISC
11R1-VV77-HMNQ CHECK DATE:	07/21/2022	07/13/2022	220721	368266	45.43		45.43	07/13/2022	INV	PD	MISC
11T1-D94L-RN3N CHECK DATE:	07/28/2022	07/20/2022	220728	368470	390.21		390.21	07/20/2022	INV	PD	MISC
11YN-GHVV-3CHM CHECK DATE:	07/07/2022	06/29/2022	220707	367860	1,213.52		1,213.52	06/29/2022	INV	PD	MISC
13C6-97WM-FCMC CHECK DATE:	07/14/2022	07/07/2022	220714	368021	132.88		132.88	07/07/2022	INV	PD	MISC
13CP-F9KG-L39X CHECK DATE:	07/28/2022	07/22/2022	220728	368470	251.73		251.73	07/22/2022	INV	PD	MISC
13L4-XQVG-R6RW CHECK DATE:	07/14/2022	07/07/2022	220714	368021	78.40		78.40	07/07/2022	INV	PD	MISC
13R6-NW63-F37T CHECK DATE:	07/07/2022	06/29/2022	220707	367860	146.52		146.52	06/29/2022	INV	PD	MISC
13XT-WN1G-39XF CHECK DATE:	07/21/2022	07/13/2022	220721	368266	238.22		238.22	07/13/2022	INV	PD	MISC
144H-J1TK-GXFY CHECK DATE:	07/14/2022	07/07/2022	220714	368021	554.50		554.50	07/07/2022	INV	PD	MISC
146L-JTKR-7163 CHECK DATE:	07/28/2022	07/22/2022	220728	368470	135.21		135.21	07/22/2022	INV	PD	MISC
14TP-RTVC-QYNN CHECK DATE:	07/07/2022	06/29/2022	220707	367860	43.28		43.28	06/29/2022	INV	PD	MISC
1614-7C7Y-L1F6 CHECK DATE:	07/21/2022	07/13/2022	220721	368266	28.98		28.98	07/13/2022	INV	PD	MISC
16T3-LPG4-VHLF CHECK DATE:	07/21/2022	07/13/2022	220721	368266	124.96		124.96	07/13/2022	INV	PD	MISC
16V3-JQDP-LCV7 CHECK DATE:	07/28/2022	07/22/2022	220728	368470	1,148.95		1,148.95	07/22/2022	INV	PD	MISC
16VF-JVXQ-GKPW CHECK DATE:	07/21/2022	07/13/2022	220721	368266	44.44		44.44	07/13/2022	INV	PD	MISC
16YR-XMGR-FKPP CHECK DATE:	07/21/2022	07/13/2022	220721	368266	78.45		78.45	07/13/2022	INV	PD	MISC

VENDOR INVOICE LIST

INVOICE	P.O.	INV DATE	WARRANT	CHECK #	INVOICE NET	PAID	AMOUNT	DUE DATE	TYPE	STS	DESCR
1D99-KC4L-1N93 CHECK DATE:	07/14/2022	07/07/2022	220714	368021	166.45		166.45	07/07/2022	INV	PD	MISC
1DLH-XK6Y-LYP6 CHECK DATE:	07/21/2022	07/13/2022	220721	368266	-92.37		-92.37	07/13/2022	CRM	PD	CREDIT
1DPX-PDTL-1N4T CHECK DATE:	07/07/2022	06/29/2022	220707	367860	78.71		78.71	06/29/2022	INV	PD	MISC
1DT9-RT9P-RLYH CHECK DATE:	07/21/2022	07/13/2022	220721	368266	303.99		303.99	07/13/2022	INV	PD	MISC
1F3G-NKNM-DC7G CHECK DATE:	07/21/2022	07/13/2022	220721	368266	-32.21		-32.21	07/13/2022	CRM	PD	CREDIT
1FL7-F41N-6ML3 CHECK DATE:	07/21/2022	07/13/2022	220721	368266	19.50		19.50	07/13/2022	INV	PD	MISC
1FP9-G134-4PKD CHECK DATE:	07/28/2022	07/22/2022	220728	368470	66.48		66.48	07/22/2022	INV	PD	MISC
1GH3-G4R1-GPH6 CHECK DATE:	07/21/2022	07/13/2022	220721	368266	475.00		475.00	07/13/2022	INV	PD	MISC
1GH7-NR4T-J7P7 CHECK DATE:	07/14/2022	07/07/2022	220714	368021	605.09		605.09	07/07/2022	INV	PD	MISC
1GNJ-1W9C-77XY CHECK DATE:	07/07/2022	06/29/2022	220707	367860	305.98		305.98	06/29/2022	INV	PD	MISC
1GXP-3DTW-H719 CHECK DATE:	07/21/2022	07/13/2022	220721	368266	29.93		29.93	07/13/2022	INV	PD	MISC
1HFG-FPWX-H14K CHECK DATE:	07/21/2022	07/13/2022	220721	368266	684.80		684.80	07/13/2022	INV	PD	MISC
1HMC-M463-HTPL CHECK DATE:	07/07/2022	06/29/2022	220707	367860	340.97		340.97	06/29/2022	INV	PD	MISC
1HNG-4XM3-TVL1 CHECK DATE:	07/14/2022	07/07/2022	220714	368021	256.70		256.70	07/07/2022	INV	PD	MISC
1HTJ-JVYQ-KC6L CHECK DATE:	07/07/2022	06/29/2022	220707	367860	516.03		516.03	06/29/2022	INV	PD	MISC
1HTK-PHJW-NHK6 CHECK DATE:	07/07/2022	06/29/2022	220707	367860	30.54		30.54	06/29/2022	INV	PD	MISC
1HTK-PHJW-TYL7 CHECK DATE:	07/14/2022	07/11/2022	220714	368021	69.75		69.75	07/11/2022	INV	PD	MISC
1HVQ-KLKW-4FTL CHECK DATE:	07/07/2022	06/29/2022	220707	367860	67.18		67.18	06/29/2022	INV	PD	MISC
1J4P-GHWT-R3KF		07/07/2022	220714	368021	53.03		53.03	07/07/2022	INV	PD	MISC

VENDOR INVOICE LIST

INVOICE	P.O.	INV DATE	WARRANT	CHECK #	INVOICE NET	PAID	AMOUNT	DUE DATE	TYPE	STS	DESCR
CHECK DATE:	07/14/2022										
1JDW-NV43-VN36		07/07/2022	220714	368021	2,013.52	2,013.52		07/07/2022	INV	PD	MISC
CHECK DATE:	07/14/2022										
1JFK-QVLJ-PQP3		06/29/2022	220707	367860	27.18	27.18		06/29/2022	INV	PD	MISC
CHECK DATE:	07/07/2022										
1JJ3-XL6F-QCLR		07/22/2022	220728	368470	1,267.99	1,267.99		07/22/2022	INV	PD	MISC
CHECK DATE:	07/28/2022										
1JW1-TRLN-4TC7		07/07/2022	220714	368021	25.99	25.99		07/07/2022	INV	PD	MISC
CHECK DATE:	07/14/2022										
1K6Q-KYMT-6L7H		07/07/2022	220714	368021	263.39	263.39		07/07/2022	INV	PD	MISC
CHECK DATE:	07/14/2022										
1KXV-HFJT-YJN9		07/07/2022	220714	368021	263.99	263.99		07/07/2022	INV	PD	MISC
CHECK DATE:	07/14/2022										
1L3F-RVPD-1V7V		07/13/2022	220721	368266	26.88	26.88		07/13/2022	INV	PD	MISC
CHECK DATE:	07/21/2022										
1L9V-97XK-4JYP		07/11/2022	220714	368021	99.36	99.36		07/11/2022	INV	PD	MISC
CHECK DATE:	07/14/2022										
1LJM-PLJW-K44Y		07/11/2022	220714	368021	197.40	197.40		07/11/2022	INV	PD	MISC
CHECK DATE:	07/14/2022										
1LLJ-YHKM-C1DT - A		07/13/2022	220721	368266	.99	.99		07/13/2022	INV	PD	REMAIN
CHECK DATE:	07/21/2022										
1MKM-9JXJ-73XF		07/11/2022	220714	368021	30.98	30.98		07/11/2022	INV	PD	MISC
CHECK DATE:	07/14/2022										
1MXG-PPQK-6WTH		07/22/2022	220728	368470	199.90	199.90		07/22/2022	INV	PD	MISC
CHECK DATE:	07/28/2022										
1MYJ-JXTQ-DDW7		06/29/2022	220707	367860	131.17	131.17		06/29/2022	INV	PD	MISC
CHECK DATE:	07/07/2022										
1N4W-9YCK-NFFP		06/29/2022	220707	367860	43.49	43.49		06/29/2022	INV	PD	MISC
CHECK DATE:	07/07/2022										
1NLV-9CVH-MPCC		07/13/2022	220721	368266	98.00	98.00		07/13/2022	INV	PD	MISC
CHECK DATE:	07/21/2022										
1P9F-M39Q-W4VN		07/13/2022	220721	368266	127.87	127.87		07/13/2022	INV	PD	MISC
CHECK DATE:	07/21/2022										
1P9Q-9WXd-4JRM		07/07/2022	220714	368021	428.30	428.30		07/07/2022	INV	PD	MISC
CHECK DATE:	07/14/2022										
1PC4-FT1L-LDHK		07/07/2022	220714	368021	205.02	205.02		07/07/2022	INV	PD	MISC
CHECK DATE:	07/14/2022										

VENDOR INVOICE LIST

INVOICE	P.O.	INV DATE	WARRANT	CHECK #	INVOICE NET	PAID	AMOUNT	DUE DATE	TYPE	STS	DESCR
1PN6-RPVG-1X1Q CHECK DATE:	07/14/2022	07/11/2022	220714	368021	29.99		29.99	07/11/2022	INV	PD	MISC
1PRD-7RL6-T749 CHECK DATE:	07/28/2022	07/22/2022	220728	368470	64.21		64.21	07/22/2022	INV	PD	MISC
1PVF-6NP6-CVLJ CHECK DATE:	07/28/2022	07/22/2022	220728	368470	60.16		60.16	07/22/2022	INV	PD	MISC
1Q6Y-4JXF-HNCD CHECK DATE:	07/21/2022	07/13/2022	220721	368266	41.72		41.72	07/13/2022	INV	PD	MISC
1Q9Y-T43T-G973 CHECK DATE:	07/28/2022	07/20/2022	220728	368470	15.67		15.67	07/20/2022	INV	PD	MISC
1RK9-FT6D-9QQH CHECK DATE:	07/21/2022	07/13/2022	220721	368266	199.80		199.80	07/13/2022	INV	PD	MISC
1T13-4M3W-HF39 CHECK DATE:	07/07/2022	06/29/2022	220707	367860	-263.99		-263.99	06/29/2022	CRM	PD	CREDIT
1T9N-GRJQ-LPXG CHECK DATE:	07/07/2022	06/29/2022	220707	367860	24.87		24.87	06/29/2022	INV	PD	MISC
1TQL-TX69-GKKX CHECK DATE:	07/21/2022	07/13/2022	220721	368266	889.98		889.98	07/13/2022	INV	PD	MISC
1TTK-J4JY-CQ9M CHECK DATE:	07/28/2022	07/20/2022	220728	368470	371.48		371.48	07/20/2022	INV	PD	MISC
1V3W-PLJC-QMLY CHECK DATE:	07/21/2022	07/13/2022	220721	368266	-73.46		-73.46	07/13/2022	CRM	PD	CREDIT
1V7V-HYX6-41GD CHECK DATE:	07/21/2022	07/19/2022	220721	368266	183.53		183.53	07/19/2022	INV	PD	MISC
1VPN-F1LJ-WQ4C CHECK DATE:	07/21/2022	07/13/2022	220721	368266	-73.46		-73.46	07/13/2022	CRM	PD	CREDIT
1VVL-HYHF-7CVP CHECK DATE:	07/28/2022	07/20/2022	220728	368470	12.79		12.79	07/20/2022	INV	PD	MISC
1WCL-TTQF-FPHQ CHECK DATE:	07/21/2022	07/13/2022	220721	368266	41.11		41.11	07/13/2022	INV	PD	MISC
1WCQ-XPLG-VTLC CHECK DATE:	07/28/2022	07/20/2022	220728	368470	66.24		66.24	07/20/2022	INV	PD	MISC
1X6T-LK7W-LN1J CHECK DATE:	07/21/2022	07/13/2022	220721	368266	102.99		102.99	07/13/2022	INV	PD	MISC
1X9F-NQ3G-L9TX CHECK DATE:	07/14/2022	07/11/2022	220714	368021	29.99		29.99	07/11/2022	INV	PD	MISC

VENDOR INVOICE LIST

INVOICE	P.O.	INV DATE	WARRANT	CHECK #	INVOICE NET	PAID	AMOUNT	DUE DATE	TYPE	STS	DESCR
1XWK-GHTQ-43WD CHECK DATE:	07/07/2022	06/29/2022	220707	367860	27.97		27.97	06/29/2022	INV	PD	MISC
1XY3-VQDN-4K3Q CHECK DATE:	07/14/2022	07/11/2022	220714	368021	625.59		625.59	07/11/2022	INV	PD	MISC
1Y1H-X4FY-Y71X CHECK DATE:	07/28/2022	07/20/2022	220728	368470	-13.69		-13.69	07/20/2022	CRM	PD	CREDIT
1Y7P-4K7W-6QDN CHECK DATE:	07/14/2022	07/07/2022	220714	368021	163.89		163.89	07/07/2022	INV	PD	MISC
1YGW-CRCL-474N CHECK DATE:	07/07/2022	06/29/2022	220707	367860	43.77		43.77	06/29/2022	INV	PD	MISC
1YVJ-Y3Q7-H7JF CHECK DATE:	07/28/2022	07/22/2022	220728	368470	541.91		541.91	07/22/2022	INV	PD	MISC
1YVM-QJLK-RWW1 CHECK DATE:	07/28/2022	07/22/2022	220728	368470	137.49		137.49	07/22/2022	INV	PD	MISC
					17,851.76						
9082 AMERICAN EXPRESS											
JUNE 2022 CHECK DATE:	07/14/2022	07/11/2022	220714	368022	2,809.65		2,809.65	07/11/2022	INV	PD	ACCOUN
17855 AMERICAN HOIST & MANLIFT INC											
21808 CHECK DATE:	07/28/2022	07/20/2022	220728	368471	1,200.00		1,200.00	07/20/2022	INV	PD	MISC
21833 CHECK DATE:	07/21/2022	07/13/2022	220721	368267	2,512.85		2,512.85	07/13/2022	INV	PD	MISC
21844 CHECK DATE:	07/28/2022	07/20/2022	220728	368471	4,883.16		4,883.16	07/20/2022	INV	PD	MISC
21892 CHECK DATE:	22000053 07/07/2022	06/30/2022	220707	367861	1,734.00		1,734.00	07/06/2022	INV	PD	2022 E
22040 CHECK DATE:	07/21/2022	07/13/2022	220721	368267	800.00		800.00	07/13/2022	INV	PD	MISC
					11,130.01						
122 AMERICAN PLANNING ASSOC											
078918-2273 CHECK DATE:	07/28/2022	07/20/2022	220728	368472	453.00		453.00	07/20/2022	INV	PD	MISC
115815-2273 CHECK DATE:	07/21/2022	07/13/2022	220721	368268	539.00		539.00	07/13/2022	INV	PD	MISC

VENDOR INVOICE LIST

INVOICE	P.O.	INV DATE	WARRANT	CHECK #	INVOICE NET	PAID AMOUNT	DUE DATE	TYPE	STS	DESCR
126 AMERICAN PUBLIC WORKS ASSN					992.00					
798348		07/07/2022	220714	368023	384.00	384.00	07/07/2022	INV	PD	MISC
CHECK DATE: 07/14/2022										
15915 AMS MECHANICAL SYSTEMS INC										
27497-01		06/29/2022	220707	367862	2,760.00	2,760.00	06/29/2022	INV	PD	MISC
CHECK DATE: 07/07/2022										
27498-01		06/29/2022	220707	367862	260.00	260.00	06/29/2022	INV	PD	MISC
CHECK DATE: 07/07/2022										
61175-01		07/05/2022	220707	367862	290.00	290.00	07/05/2022	INV	PD	MISC
CHECK DATE: 07/07/2022										
61228-01		07/05/2022	220707	367862	435.00	435.00	07/05/2022	INV	PD	MISC
CHECK DATE: 07/07/2022										
61230-01		07/05/2022	220707	367862	1,960.00	1,960.00	07/05/2022	INV	PD	MISC
CHECK DATE: 07/07/2022										
15282 ANCEL, GLINK, PC					5,705.00					
90419		07/13/2022	220721	368269	1,972.00	1,972.00	07/13/2022	INV	PD	MISC
CHECK DATE: 07/21/2022										
13615 ANCHOR MECHANICAL INC										
CJ22-0020	22000779	06/20/2022	220714	368024	18,828.43	18,828.43	07/11/2022	INV	PD	Emerge
CHECK DATE: 07/14/2022										
CJ22-0028		07/20/2022	220728	368473	3,012.53	3,012.53	07/20/2022	INV	PD	MISC
CHECK DATE: 07/28/2022										
CJ22-0034		07/05/2022	220707	367863	2,189.93	2,189.93	07/05/2022	INV	PD	MISC
CHECK DATE: 07/07/2022										
CJ22-0037		07/05/2022	220707	367863	2,393.34	2,393.34	07/05/2022	INV	PD	MISC
CHECK DATE: 07/07/2022										
CJ22-0039	22000791	06/30/2022	220721	368270	12,704.68	12,704.68	07/15/2022	INV	PD	Parts
CHECK DATE: 07/21/2022										
CJ22-0040		07/07/2022	220714	368024	1,755.00	1,755.00	07/07/2022	INV	PD	MISC
CHECK DATE: 07/14/2022										
CJ22-0041		07/05/2022	220707	367863	576.00	576.00	07/05/2022	INV	PD	MISC

VENDOR INVOICE LIST

INVOICE	P.O.	INV DATE	WARRANT	CHECK #	INVOICE NET	PAID AMOUNT	DUE DATE	TYPE	STS	DESCR
CHECK DATE: 07/07/2022										
CJ22-0045		07/05/2022	220707	367863	2,867.53	2,867.53	07/05/2022	INV	PD	MISC
CHECK DATE: 07/07/2022										
CJ22-0050		07/20/2022	220728	368473	3,365.03	3,365.03	07/20/2022	INV	PD	MISC
CHECK DATE: 07/28/2022										
CJ22-0054		07/20/2022	220728	368473	825.71	825.71	07/20/2022	INV	PD	MISC
CHECK DATE: 07/28/2022										
CJ22-0055		07/20/2022	220728	368473	1,647.51	1,647.51	07/20/2022	INV	PD	MISC
CHECK DATE: 07/28/2022										
CJ22-0056		07/20/2022	220728	368473	2,772.72	2,772.72	07/20/2022	INV	PD	MISC
CHECK DATE: 07/28/2022										
CJ22-0061		07/20/2022	220728	368473	470.68	470.68	07/20/2022	INV	PD	MISC
CHECK DATE: 07/28/2022										
CJ22-0068		07/20/2022	220728	368473	6,020.14	6,020.14	07/20/2022	INV	PD	MISC
CHECK DATE: 07/28/2022										
16619 ANG ENVIRONMENTAL INC				59,429.23						
484	22000804	07/14/2022	220728	368474	3,400.00	3,400.00	07/27/2022	INV	PD	ASBEST
CHECK DATE: 07/28/2022										
13868 APEX INDUSTRIAL AUTOMATION LLC										
1220884		07/13/2022	220721	368271	1,917.48	1,917.48	07/13/2022	INV	PD	MISC
CHECK DATE: 07/21/2022										
13629 AQUAFIX INC										
IN003254		07/13/2022	220721	368272	2,305.20	2,305.20	07/13/2022	INV	PD	MISC
CHECK DATE: 07/21/2022										
3567 ARNIE'S AUTO BODY SUPPLY										
000522702		07/20/2022	220728	368475	180.64	180.64	07/20/2022	INV	PD	MISC
CHECK DATE: 07/28/2022										
11716 A T & T										
815	Z99-0132 883 7	06/29/2022	220707	367864	132.67	132.67	06/29/2022	INV	PD	MISC
CHECK DATE: 07/07/2022										

VENDOR INVOICE LIST

INVOICE	P.O.	INV DATE	WARRANT	CHECK #	INVOICE NET	PAID AMOUNT	DUE DATE	TYPE	STS	DESCR
15933 AT&T CORP/ACC BUSINESS										
221622465		06/29/2022	220707	367865	2,603.00	2,603.00	06/29/2022	INV	PD	MISC
CHECK DATE:	07/07/2022									
221637120		06/29/2022	220707	367865	1,367.34	1,367.34	06/29/2022	INV	PD	MISC
CHECK DATE:	07/07/2022									
221637124		06/29/2022	220707	367865	1,346.39	1,346.39	06/29/2022	INV	PD	MISC
CHECK DATE:	07/07/2022									
221660129		06/29/2022	220707	367865	1,007.88	1,007.88	06/29/2022	INV	PD	MISC
CHECK DATE:	07/07/2022									
221674057		06/29/2022	220707	367865	1,007.88	1,007.88	06/29/2022	INV	PD	MISC
CHECK DATE:	07/07/2022									
				7,332.49						
17992 AT&T MOBILITY II LLC										
287313801242		07/07/2022	220714	368026	289.92	289.92	07/07/2022	INV	PD	MISC
CHECK DATE:	07/14/2022									
10768 ATCO INTERNATIONAL										
I0598847		07/11/2022	220714	368027	300.00	300.00	07/11/2022	INV	PD	MISC
CHECK DATE:	07/14/2022									
I0598848		07/11/2022	220714	368027	580.00	580.00	07/11/2022	INV	PD	MISC
CHECK DATE:	07/14/2022									
				880.00						
17021 AUSTIN BERGAN										
04/2022-06/2022		07/05/2022	220707	367866	105.00	105.00	07/05/2022	INV	PD	MISC
CHECK DATE:	07/07/2022									
11591 AUSTIN TYLER CONSTRUCTION INC										
2107-05F	22000281	05/05/2022	220728	368476	161,149.12	161,149.12	07/27/2022	INV	PD	Forest
CHECK DATE:	07/28/2022									
2201-04	22000551	07/20/2022	220728	368476	20,742.30	20,742.30	07/27/2022	INV	PD	Ridgew
CHECK DATE:	07/28/2022									
2210-03	22000553	07/19/2022	220728	368476	238,895.28	238,895.28	07/27/2022	INV	PD	Oakvie
CHECK DATE:	07/28/2022									
2212-04	22000552	06/27/2022	220728	368476	666,396.00	666,396.00	07/27/2022	INV	PD	Garnse
CHECK DATE:	07/28/2022									

VENDOR INVOICE LIST

INVOICE	P.O.	INV DATE	WARRANT	CHECK #	INVOICE NET	PAID	AMOUNT	DUE DATE	TYPE	STS	DESCR
ATC4FINAL-052322	22000301	05/23/2022	220714	50616	6,328.34	6,328.34	07/11/2022	INV	PD		Logan
CHECK DATE: 07/14/2022											
ATC4FINAL-052322-A	22000301	05/23/2022	220714	368028	4,425.97	4,425.97	07/11/2022	INV	PD		Logan
CHECK DATE: 07/14/2022											
16216 AVI SYSTEMS INC					1,097,937.01						
88810906	22000404	07/09/2022	220721	368273	2,487.00	2,487.00	07/20/2022	INV	PD		Keywes
CHECK DATE: 07/21/2022											
11496 B&H TECHNICAL SERVICES INC											
6-472mr		07/07/2022	220714	368029	26.65	26.65	07/07/2022	INV	PD		MISC
CHECK DATE: 07/14/2022											
7-227		07/07/2022	220714	368029	860.00	860.00	07/07/2022	INV	PD		MISC
CHECK DATE: 07/14/2022											
7-38MA22		07/05/2022	220707	367867	129.00	129.00	07/05/2022	INV	PD		MISC
CHECK DATE: 07/07/2022											
7-39ma22		07/07/2022	220714	368029	135.00	135.00	07/07/2022	INV	PD		MISC
CHECK DATE: 07/14/2022											
18034 BAKER, JACOB					1,150.65						
05/16/2022		06/29/2022	220707	367868	74.21	74.21	06/29/2022	INV	PD		MISC
CHECK DATE: 07/07/2022											
9083 BANKCARD SERVICES											
JUNE 2022 BANKCARD		07/27/2022		4798	23,448.66	23,448.66	07/27/2022	DIR	PD		JUNE 2
CHECK DATE: 07/27/2022											
15507 BARNES & THORNBURG LLP											
2629531	22000377	06/24/2022	220714	368030	30,000.00	30,000.00	07/12/2022	INV	PD		Advoca
CHECK DATE: 07/14/2022											
207 BARRETTS HARDWARE & INDUS											
3254633		07/13/2022	220721	368274	41.55	41.55	07/13/2022	INV	PD		MISC
CHECK DATE: 07/21/2022											
3254638		07/13/2022	220721	368274	65.98	65.98	07/13/2022	INV	PD		MISC
CHECK DATE: 07/21/2022											

VENDOR INVOICE LIST

INVOICE	P.O.	INV DATE	WARRANT	CHECK #	INVOICE NET	PAID AMOUNT	DUE DATE	TYPE	STS	DESCR
7112 BAXTER & WOODMAN INC					107.53					
0230753	22000614	01/21/2022	220728	368477	32,251.25	32,251.25	07/27/2022	INV PD	PSA	20
CHECK DATE:	07/28/2022									
0231722	22000614	02/18/2022	220728	368477	87,543.60	87,543.60	07/27/2022	INV PD	PSA	20
CHECK DATE:	07/28/2022									
0233017	22000614	03/22/2022	220728	368477	109,285.92	109,285.92	07/27/2022	INV PD	PSA	20
CHECK DATE:	07/28/2022									
0233516	22000614	04/22/2022	220728	368477	90,155.64	90,155.64	07/27/2022	INV PD	PSA	20
CHECK DATE:	07/28/2022									
0234575	22000614	05/23/2022	220728	368477	88,517.15	88,517.15	07/27/2022	INV PD	PSA	20
CHECK DATE:	07/28/2022									
0235501	22000614	06/17/2022	220728	368477	103,123.75	103,123.75	07/27/2022	INV PD	PSA	20
CHECK DATE:	07/28/2022									
17163 BEARY LANDSCAPE MANAGEMENT					510,877.31					
222360	22000477	04/30/2022	220714	368031	3,882.00	3,882.00	07/11/2022	INV PD	2022	L
CHECK DATE:	07/14/2022									
224958	22000017	06/01/2022	220714	368031	11,595.24	11,595.24	07/11/2022	INV PD	2021-2	
CHECK DATE:	07/14/2022									
224959	22000016	06/01/2022	220714	368031	9,392.56	9,392.56	07/11/2022	INV PD	2021-2	
CHECK DATE:	07/14/2022									
225201	22000477	05/31/2022	220714	368031	15,288.00	15,288.00	07/11/2022	INV PD	2022	L
CHECK DATE:	07/14/2022									
227234		06/29/2022	220707	367869	400.00	400.00	06/29/2022	INV PD	MISC	
CHECK DATE:	07/07/2022									
227828	22000477	06/30/2022	220714	368031	15,288.00	15,288.00	07/11/2022	INV PD	2022	L
CHECK DATE:	07/14/2022									
228348		07/20/2022	220728	368478	400.00	400.00	07/20/2022	INV PD	MISC	
CHECK DATE:	07/28/2022									
10556 BERLAND'S HOUSE OF TOOLS					56,245.80					
587583		07/11/2022	220714	368032	549.26	549.26	07/11/2022	INV PD	MISC	
CHECK DATE:	07/14/2022									

VENDOR INVOICE LIST

INVOICE	P.O.	INV DATE	WARRANT	CHECK #	INVOICE NET	PAID AMOUNT	DUE DATE	TYPE	STS	DESCR
16052	JAYNE BERNHARD									
06/30/2022		06/29/2022	220707	367870	18.44	18.44	06/29/2022	INV	PD	MISC
CHECK DATE:	07/07/2022									
12948	SENFNER NICHOLAS									
06272202		06/29/2022	220707	367871	200.00	200.00	06/29/2022	INV	PD	MISC
CHECK DATE:	07/07/2022									
07082299		07/13/2022	220721	368275	200.00	200.00	07/13/2022	INV	PD	MISC
CHECK DATE:	07/21/2022									
					400.00					
4200	BLUE CROSS BLUE SHIELD									
BCBS220707		07/08/2022		4477	2,428,578.08	2,428,578.08	07/08/2022	DIR	PD	BLUE C
CHECK DATE:	07/08/2022									
16594	BLUE OCEANS SATELLITE SYSTEMS INC (SKYHAWK)									
25200	22000052	07/01/2022	220707	367872	1,863.25	1,863.25	07/06/2022	INV	PD	GPS/AV
CHECK DATE:	07/07/2022									
10938	BORGRA, KEITH									
2022	PREVENTATIVE CA	07/13/2022	220721	368276	200.00	200.00	07/13/2022	INV	PD	2022 P
CHECK DATE:	07/21/2022									
16215	BOUCHER PRINTING & PROMOTIONAL PRODUCTS									
2490		06/29/2022	220707	367873	880.00	880.00	06/29/2022	INV	PD	MISC
CHECK DATE:	07/07/2022									
2504		06/29/2022	220707	367873	1,672.66	1,672.66	06/29/2022	INV	PD	MISC
CHECK DATE:	07/07/2022									
2524		07/07/2022	220714	368033	715.00	715.00	07/07/2022	INV	PD	MISC
CHECK DATE:	07/14/2022									
2542		07/20/2022	220728	368479	1,341.77	1,341.77	07/20/2022	INV	PD	MISC
CHECK DATE:	07/28/2022									
					4,609.43					
15380	BOUGHTON MATERIALS INC									
278868	22000276	06/30/2022	220707	367874	288.40	288.40	07/06/2022	INV	PD	2021 A
CHECK DATE:	07/07/2022									

VENDOR INVOICE LIST

INVOICE	P.O.	INV DATE	WARRANT	CHECK #	INVOICE NET	PAID AMOUNT	DUE DATE	TYPE	STS	DESCR
10116 BOUND TREE MEDICAL										
84582253		07/11/2022	220714	368034	239.97	239.97	07/11/2022	INV PD		MISC
CHECK DATE: 07/14/2022										
84585457		07/11/2022	220714	368034	5.44	5.44	07/11/2022	INV PD		misc
CHECK DATE: 07/14/2022										
84587142		07/11/2022	220714	368034	79.99	79.99	07/11/2022	INV PD		MISC
CHECK DATE: 07/14/2022										
				325.40						
16913 LORI ANN BOWEN										
106		07/13/2022	220721	368277	1,000.00	1,000.00	07/13/2022	INV PD		MISC
CHECK DATE: 07/21/2022										
15486 BRANDT EXCAVATING INC										
864	22000555	07/18/2022	220728	368480	105,541.67	105,541.67	07/27/2022	INV PD		Bue11
CHECK DATE: 07/28/2022										
865	22000556	07/18/2022	220728	368480	736,550.10	736,550.10	07/27/2022	INV PD		Parkvi
CHECK DATE: 07/28/2022										
				842,091.77						
15744 RYAN BRENCZEWSKI										
2022	PARAMEDIC LIC	07/11/2022	220714	368035	41.00	41.00	07/11/2022	INV PD		MISC
CHECK DATE: 07/14/2022										
14022 BRUTON CONERY										
2022	PARAMEDIC LIC	07/11/2022	220714	368036	41.00	41.00	07/11/2022	INV PD		MISC
CHECK DATE: 07/14/2022										
15057 BURNS & MCDONNELL ENGINEERING CO INC										
146708-1	22000755	06/28/2022	220714	368037	5,613.00	5,613.00	07/12/2022	INV PD		PSA: C
CHECK DATE: 07/14/2022										
14050 BURRIS EQUIPMENT CO										
PS3008234-1		07/13/2022	220721	368278	29.81	29.81	07/13/2022	INV PD		MISC
CHECK DATE: 07/21/2022										
PS3009480-1		07/20/2022	220728	368481	390.46	390.46	07/20/2022	INV PD		MISC

VENDOR INVOICE LIST

INVOICE	P.O.	INV DATE	WARRANT	CHECK #	INVOICE NET	PAID AMOUNT	DUE DATE	TYPE	STS	DESCR
CHECK DATE: 07/28/2022										
					420.27					
10207 BYRNE, JOHN										
05/22/22-05/27/22		07/05/2022	220707	367875	80.79	80.79	07/05/2022	INV PD		MISC
CHECK DATE: 07/07/2022										
12668 KOREY CALKINS										
2022 PREVENTATIVE CA		07/13/2022	220721	368279	200.00	200.00	07/13/2022	INV PD		2022 P
CHECK DATE: 07/21/2022										
15904 CALUMET CITY PLUMBING & HEATING CO INC										
51644	22000315	03/31/2022	220714	368038	7,446.03	7,446.03	07/12/2022	INV PD		2020 L
CHECK DATE: 07/14/2022										
52116	22000315	04/30/2022	220714	368038	9,519.38	9,519.38	07/12/2022	INV PD		2020 L
CHECK DATE: 07/14/2022										
52873		07/13/2022	220721	368280	1,177.40	1,177.40	07/13/2022	INV PD		MISC
CHECK DATE: 07/21/2022										
					18,142.81					
17483 CAPPARELLI, JAMES V										
07/06/2022		07/13/2022	220721	368281	246.94	246.94	07/13/2022	INV PD		MISC
CHECK DATE: 07/21/2022										
07/13/2022		07/20/2022	220728	368484	218.21	218.21	07/20/2022	INV PD		MISC
CHECK DATE: 07/28/2022										
					465.15					
4911 CARDWELL, PATRICK										
2022 PREVENTATIVE CA		07/11/2022	220714	368039	200.00	200.00	07/11/2022	INV PD		2022 P
CHECK DATE: 07/14/2022										
17415 CAREFREE SECURITY ACCESS CONTROLS										
2222		07/11/2022	220714	368040	268.00	268.00	07/11/2022	INV PD		MISC
CHECK DATE: 07/14/2022										
10702 CARLIN HORTICULTURAL SUPPLY										
5005485-00		06/29/2022	220707	367876	154.54	154.54	06/29/2022	INV PD		MISC
CHECK DATE: 07/07/2022										

VENDOR INVOICE LIST

INVOICE	P.O.	INV DATE	WARRANT	CHECK #	INVOICE NET	PAID AMOUNT	DUE DATE	TYPE	STS	DESCR
11996 CARUS CORPORATION										
SLS 10101353	22000287	06/23/2022	220707	367877	1,442.69	1,442.69	07/06/2022	INV	PD	2022 M
CHECK DATE:	07/07/2022									
SLS 10101354	22000354	06/23/2022	220707	367877	1,585.80	1,585.80	07/06/2022	INV	PD	2022 S
CHECK DATE:	07/07/2022									
SLS 10101696	22000287	07/08/2022	220721	368282	6,179.77	6,179.77	07/20/2022	INV	PD	2022 M
CHECK DATE:	07/21/2022									
SLS 10101697	22000354	07/08/2022	220721	368282	11,111.40	11,111.40	07/20/2022	INV	PD	2022 S
CHECK DATE:	07/21/2022									
SLS 10101778	22000287	07/13/2022	220721	368282	2,038.44	2,038.44	07/20/2022	INV	PD	2022 M
CHECK DATE:	07/21/2022									
SLS 10101779	22000354	07/13/2022	220721	368282	2,295.00	2,295.00	07/20/2022	INV	PD	2022 S
CHECK DATE:	07/21/2022									
SLS 10101780	22000287	07/13/2022	220721	368282	3,696.81	3,696.81	07/20/2022	INV	PD	2022 M
CHECK DATE:	07/21/2022									
SLS 10101781	22000354	07/13/2022	220721	368282	4,717.80	4,717.80	07/20/2022	INV	PD	2022 S
CHECK DATE:	07/21/2022									
SLS 10101860	22000287	07/18/2022	220728	368485	2,093.68	2,093.68	07/25/2022	INV	PD	2022 M
CHECK DATE:	07/28/2022									
SLS 10101861	22000354	07/18/2022	220728	368485	2,329.20	2,329.20	07/25/2022	INV	PD	2022 S
CHECK DATE:	07/28/2022									
SLS 10101886	22000354	07/18/2022	220728	368485	4,584.60	4,584.60	07/25/2022	INV	PD	2022 S
CHECK DATE:	07/28/2022									
					42,075.19					
11714 CASE LOTS INC										
12224		07/05/2022	220707	367878	1,679.80	1,679.80	07/05/2022	INV	PD	MISC
CHECK DATE:	07/07/2022									
12226		06/29/2022	220707	367878	131.60	131.60	06/29/2022	INV	PD	MISC
CHECK DATE:	07/07/2022									
12493		07/13/2022	220721	368283	1,894.70	1,894.70	07/13/2022	INV	PD	MISC
CHECK DATE:	07/21/2022									
					3,706.10					
16745 CASTLE LEGAL LLC										
25894-95		07/11/2022	220714	368041	38,280.83	38,280.83	07/11/2022	INV	PD	MISC

VENDOR INVOICE LIST

INVOICE	P.O.	INV DATE	WARRANT	CHECK #	INVOICE NET	PAID	AMOUNT	DUE DATE	TYPE	STS	DESCR
CHECK DATE: 07/14/2022											
16535 CATALANI, CORY											
2022 CDL		07/11/2022	220714	368042	60.00	60.00	07/11/2022	INV	PD	2022	C
CHECK DATE: 07/14/2022											
7617 CDWG COMPUTER CENTERS											
BB78226		06/29/2022	220707	367879	504.64	504.64	06/29/2022	INV	PD	MISC	
CHECK DATE: 07/07/2022											
BC72161		07/11/2022	220714	368043	1,231.30	1,231.30	07/11/2022	INV	PD	MISC	
CHECK DATE: 07/14/2022											
BD39383	22000772	06/29/2022	220721	368284	48,228.00	48,228.00	07/15/2022	INV	PD	Mimeca	
CHECK DATE: 07/21/2022											
BG12030		07/11/2022	220714	368043	2,999.88	2,999.88	07/11/2022	INV	PD	MISC	
CHECK DATE: 07/14/2022											
BH01118		07/11/2022	220714	368043	3,150.49	3,150.49	07/11/2022	INV	PD	MISC	
CHECK DATE: 07/14/2022											
BJ88786		07/20/2022	220728	368486	1,999.92	1,999.92	07/20/2022	INV	PD	MISC	
CHECK DATE: 07/28/2022											
BM50577		07/20/2022	220728	368486	1,666.60	1,666.60	07/20/2022	INV	PD	MISC	
CHECK DATE: 07/28/2022											
T953713		06/29/2022	220707	367879	421.33	421.33	06/29/2022	INV	PD	MISC	
CHECK DATE: 07/07/2022											
X027271		06/29/2022	220707	367879	421.33	421.33	06/29/2022	INV	PD	MISC	
CHECK DATE: 07/07/2022											
Z971825		06/29/2022	220707	367879	3,151.08	3,151.08	06/29/2022	INV	PD	MISC	
CHECK DATE: 07/07/2022											
					63,774.57						
13985 CENTRAL CLEANERS INC											
505	22000041	07/07/2022	220714	368044	25.50	25.50	07/12/2022	INV	PD	LAUNDR	
CHECK DATE: 07/14/2022											
506	22000041	07/07/2022	220714	368044	25.50	25.50	07/12/2022	INV	PD	LAUNDR	
CHECK DATE: 07/14/2022											
507	22000041	07/07/2022	220714	368044	35.00	35.00	07/12/2022	INV	PD	LAUNDR	
CHECK DATE: 07/14/2022											

VENDOR INVOICE LIST

INVOICE	P.O.	INV DATE	WARRANT	CHECK #	INVOICE NET	PAID	AMOUNT	DUE DATE	TYPE	STS	DESCR
					86.00						
450 CHIEF OF FIRE											
07/13/2022		07/11/2022	220714	368045	189.55	189.55	07/11/2022	INV	PD	PETTY	
CHECK DATE: 07/14/2022											
18023 CHINOOK MEDICAL GEAR INC											
0171663-IN		07/11/2022	220714	368046	2,846.02	2,846.02	07/11/2022	INV	PD	MISC	
CHECK DATE: 07/14/2022											
017406-IN		07/11/2022	220714	368046	2,625.14	2,625.14	07/11/2022	INV	PD	MISC	
CHECK DATE: 07/14/2022											
					5,471.16						
13667 CINTAS CORPORATION NO 2 UNIFORMS											
1902582454		07/11/2022	220714	368047	97.75	97.75	07/11/2022	INV	PD	MISC	
CHECK DATE: 07/14/2022											
4123758381		07/20/2022	220728	368488	277.04	277.04	07/20/2022	INV	PD	MISC	
CHECK DATE: 07/28/2022											
4124046978		07/20/2022	220728	368488	94.38	94.38	07/20/2022	INV	PD	MISC	
CHECK DATE: 07/28/2022											
4124318667		07/20/2022	220728	368488	277.04	277.04	07/20/2022	INV	PD	MISC	
CHECK DATE: 07/28/2022											
4124804231		07/20/2022	220728	368488	94.38	94.38	07/20/2022	INV	PD	MISC	
CHECK DATE: 07/28/2022											
4125075310		07/13/2022	220721	368285	277.04	277.04	07/13/2022	INV	PD	MISC	
CHECK DATE: 07/21/2022											
4125403966		07/20/2022	220728	368488	94.38	94.38	07/20/2022	INV	PD	MISC	
CHECK DATE: 07/28/2022											
4126099275		07/20/2022	220728	368488	94.38	94.38	07/20/2022	INV	PD	MISC	
CHECK DATE: 07/28/2022											
					1,306.39						
13383 CINTAS FIRE PROTECTION											
0F94658242		07/11/2022	220714	368048	31.51	31.51	07/11/2022	INV	PD	MISC	
CHECK DATE: 07/14/2022											
0F94658250		06/29/2022	220707	367880	27.17	27.17	06/29/2022	INV	PD	MISC	
CHECK DATE: 07/07/2022											
0F94659119		07/13/2022	220721	368286	175.53	175.53	07/13/2022	INV	PD	MISC	

VENDOR INVOICE LIST

INVOICE	P.O.	INV DATE	WARRANT	CHECK #	INVOICE NET	PAID AMOUNT	DUE DATE	TYPE	STS	DESCR
CHECK DATE: 07/21/2022										
0F94659486		07/13/2022	220721	368286	163.69	163.69	07/13/2022	INV PD		MISC
CHECK DATE: 07/21/2022										
17336 CIORBA GROUP INC					397.90					
15-26624	22000212	06/30/2022	220714	50617	3,744.01	3,744.01	07/12/2022	INV PD		PH I E
CHECK DATE: 07/14/2022										
11067 CIVILTECH ENGINEERING, INC										
03607-07	22000062	07/07/2022	220714	50618	15,439.39	15,439.39	07/12/2022	INV PD		PH I E
CHECK DATE: 07/14/2022										
3607-07	22000062	07/07/2022	220714	368049	5,312.48	5,312.48	07/12/2022	INV PD		PH I E
CHECK DATE: 07/14/2022										
3678-01	22000717	07/08/2022	220714	368049	3,113.35	3,113.35	07/11/2022	INV PD		Joliet
CHECK DATE: 07/14/2022										
51349	22000438	06/30/2022	220714	368049	2,603.41	2,603.41	07/12/2022	INV PD		Public
CHECK DATE: 07/14/2022										
15245 CLARK BAIRD SMITH LLP					26,468.63					
15600		07/11/2022	220714	368050	26,431.25	26,431.25	07/11/2022	INV PD		MISC
CHECK DATE: 07/14/2022										
486 CLARK DIETZ INC										
434735	22000270	07/06/2022	220721	368287	14,106.53	14,106.53	07/20/2022	INV PD		PSA-WS
CHECK DATE: 07/21/2022										
14112 CLS BACKGROUND INVESTIGATIONS										
11243		06/29/2022	220707	367881	357.00	357.00	06/29/2022	INV PD		MISC
CHECK DATE: 07/07/2022										
11325		06/29/2022	220707	367881	516.95	516.95	06/29/2022	INV PD		MISC
CHECK DATE: 07/07/2022										
11396		06/29/2022	220707	367881	194.00	194.00	06/29/2022	INV PD		MISC
CHECK DATE: 07/07/2022										
17094 COEO SOLUTIONS LLC					1,067.95					

VENDOR INVOICE LIST

INVOICE	P.O.	INV DATE	WARRANT	CHECK #	INVOICE NET	PAID AMOUNT	DUE DATE	TYPE	STS	DESCR
1072190		07/11/2022	220714	368051	2,563.72	2,563.72	07/11/2022	INV	PD	MISC
CHECK DATE: 07/14/2022										
513 COLUMBIA PIPE & SUPPLY CO										
3888692		06/29/2022	220707	367882	56.12	56.12	06/29/2022	INV	PD	MISC
CHECK DATE: 07/07/2022										
3888703		07/07/2022	220714	368052	397.80	397.80	07/07/2022	INV	PD	MISC
CHECK DATE: 07/14/2022										
3888815		06/29/2022	220707	367882	299.40	299.40	06/29/2022	INV	PD	MISC
CHECK DATE: 07/07/2022										
3890271		07/07/2022	220714	368052	677.25	677.25	07/07/2022	INV	PD	MISC
CHECK DATE: 07/14/2022										
3893715		07/07/2022	220714	368052	67.68	67.68	07/07/2022	INV	PD	MISC
CHECK DATE: 07/14/2022										
3901589		07/13/2022	220721	368288	475.60	475.60	07/13/2022	INV	PD	MISC
CHECK DATE: 07/21/2022										
3902859		07/13/2022	220721	368288	283.00	283.00	07/13/2022	INV	PD	MISC
CHECK DATE: 07/21/2022										
3905609		07/20/2022	220728	368489	107.92	107.92	07/20/2022	INV	PD	MISC
CHECK DATE: 07/28/2022										
				2,364.77						
10220 COMCAST										
148373944		06/29/2022	220707	367883	482.42	482.42	06/29/2022	INV	PD	MISC
CHECK DATE: 07/07/2022										
8771 20 142 0010211		07/12/2022	WIRE_001	4813	24.18	24.18	07/12/2022	DIR	PD	150 W
CHECK DATE: 07/12/2022										
8771 20 142 0402780		07/25/2022		4818	21.10	21.10	07/25/2022	DIR	PD	201 W
CHECK DATE: 07/25/2022										
8771 20 142 1199955		07/06/2022		4809	121.90	121.90	07/06/2022	DIR	PD	2049 O
CHECK DATE: 07/06/2022										
8771 20 142 1256888		07/01/2022		4804	193.89	193.89	07/01/2022	DIR	PD	201 W
CHECK DATE: 07/01/2022										
8771 20 142 1339692		07/19/2022	WIRE_001	4816	121.90	121.90	07/19/2022	DIR	PD	125 HO
CHECK DATE: 07/19/2022										
8771 20 142 1339718		07/18/2022		4815	121.90	121.90	07/18/2022	DIR	PD	661 MA
CHECK DATE: 07/18/2022										

VENDOR INVOICE LIST

INVOICE	P.O.	INV DATE	WARRANT	CHECK #	INVOICE NET	PAID	AMOUNT	DUE DATE	TYPE	STS	DESCR
8771 20 142 1341771 CHECK DATE: 07/08/2022		07/08/2022	WIRE_002	4808	172.90		172.90	07/08/2022	DIR	PD	2001 A
8771 20 142 1343942 CHECK DATE: 07/26/2022		07/26/2022	WIRE_001	4822	223.90		223.90	07/26/2022	DIR	PD	2300 M
8771 20 142 1392634 CHECK DATE: 07/28/2022		07/20/2022	220728	368490	52.52		52.52	07/20/2022	INV	PD	MISC
8771 20 142 1400841 CHECK DATE: 07/25/2022		07/25/2022		4820	91.90		91.90	07/25/2022	DIR	PD	2293 E
8771 20 142 1552088 CHECK DATE: 07/12/2022		07/12/2022	WIRE_001	4811	172.90		172.90	07/12/2022	DIR	PD	1203 C
8771 20 142 1582218 CHECK DATE: 07/05/2022		07/05/2022	WIRE_001	4807	89.90		89.90	07/05/2022	DIR	PD	815 CA
8771 20 142 1735840 CHECK DATE: 07/15/2022		07/15/2022	WIRE_001	4814	139.95		139.95	07/15/2022	DIR	PD	116 N
8771 20 146 0547478 CHECK DATE: 07/25/2022		07/25/2022		4819	131.90		131.90	07/25/2022	DIR	PD	10 S C
8771 20 146 0553641 CHECK DATE: 07/05/2022		07/05/2022	WIRE_001	4805	121.90		121.90	07/05/2022	DIR	PD	868 DR
8771 20 146 0559721 CHECK DATE: 07/29/2022		07/29/2022		4823	121.90		121.90	07/29/2022	DIR	PD	101 E
8771 20 146 0682507 CHECK DATE: 07/12/2022		07/12/2022	WIRE_001	4812	91.90		91.90	07/12/2022	DIR	PD	150 W
8771 20 146 0689221 CHECK DATE: 07/12/2022		07/12/2022	WIRE_001	4810	91.90		91.90	07/12/2022	DIR	PD	818 E
8771 20 146 0702404 CHECK DATE: 07/05/2022		07/05/2022	WIRE_001	4806	162.90		162.90	07/05/2022	DIR	PD	402 N
8771 20 146 0714904 CHECK DATE: 07/22/2022		07/22/2022	WIRE_001	4817	139.88		139.88	07/22/2022	DIR	PD	815 AD
8771 20 146 0727666 CHECK DATE: 07/26/2022		07/26/2022	WIRE_001	4821	189.95		189.95	07/26/2022	DIR	PD	1125 C
					3,083.49						
17443 COMMAND MECHANICAL GROUP LLC											
100-1-3A CHECK DATE: 07/07/2022		07/05/2022	220707	367884	330.00		330.00	07/05/2022	INV	PD	MISC
100-2-4A CHECK DATE: 07/07/2022		07/05/2022	220707	367884	2,658.12		2,658.12	07/05/2022	INV	PD	MISC

VENDOR INVOICE LIST

INVOICE	P.O.	INV DATE	WARRANT	CHECK #	INVOICE NET	PAID	AMOUNT	DUE DATE	TYPE	STS	DESCR
100-7-D CHECK DATE: 07/21/2022		07/13/2022	220721	368289	959.61	959.61	07/13/2022	INV	PD	MISC	
				3,947.73							
523 COMMONWEALTH EDISON CO											
0024504014 CHECK DATE: 07/21/2022		07/19/2022	220721	368290	169.66	169.66	07/19/2022	INV	PD	1S	NEW
0094103134 CHECK DATE: 07/07/2022		07/05/2022	220707	367885	52.83	52.83	07/05/2022	INV	PD	SS	FAI
0094424012 CHECK DATE: 07/07/2022		07/05/2022	220707	367885	97.91	97.91	07/05/2022	INV	PD	SS	BRU
0094434018 CHECK DATE: 07/07/2022		07/05/2022	220707	367885	132.48	132.48	07/05/2022	INV	PD	NS	DAR
0094646018 CHECK DATE: 07/07/2022		07/05/2022	220707	367885	90.24	90.24	07/05/2022	INV	PD	WS	TOW
0169088037 CHECK DATE: 07/07/2022		06/29/2022	220707	367885	26.10	26.10	06/29/2022	INV	PD	2649	L
02120-94016 CHECK DATE: 07/14/2022		07/11/2022	220714	368053	224,803.78	224,803.78	07/11/2022	INV	PD	1913	G
0234161089 CHECK DATE: 07/14/2022		07/07/2022	220714	368053	75.24	75.24	07/07/2022	INV	PD	101	E
0243069230 CHECK DATE: 07/14/2022		07/07/2022	220714	368053	268.67	268.67	07/07/2022	INV	PD	63	MIC
0423147246 CHECK DATE: 07/07/2022		06/29/2022	220707	367885	287.71	287.71	06/29/2022	INV	PD	3500	C
0549091250 CHECK DATE: 07/14/2022		07/07/2022	220714	368053	153.45	153.45	07/07/2022	INV	PD	2 N	MI
0630653002 CHECK DATE: 07/07/2022		06/29/2022	220707	367885	92.58	92.58	06/29/2022	INV	PD	815	CA
0885141033 CHECK DATE: 07/14/2022		07/07/2022	220714	368053	23.58	23.58	07/07/2022	INV	PD	300	YO
1031161011 CHECK DATE: 07/21/2022		07/19/2022	220721	368290	591.05	591.05	07/19/2022	INV	PD	2501	W
1071000042 CHECK DATE: 07/21/2022		07/19/2022	220721	368290	12,088.06	12,088.06	07/19/2022	INV	PD	2501	W
1115002028 CHECK DATE: 07/07/2022		07/05/2022	220707	367885	72.16	72.16	07/05/2022	INV	PD	2500	M

VENDOR INVOICE LIST

INVOICE	P.O.	INV DATE	WARRANT	CHECK #	INVOICE NET	PAID	AMOUNT	DUE DATE	TYPE	STS	DESCR
1164114015 CHECK DATE: 07/21/2022		07/19/2022	220721	368290	585.01		585.01	07/19/2022	INV PD		1301 W
1182078058 CHECK DATE: 07/21/2022		07/19/2022	220721	368290	92.28		92.28	07/19/2022	INV PD		612 RA
1228090034 CHECK DATE: 07/28/2022		07/20/2022	220728	368491	30.74		30.74	07/20/2022	INV PD		LITE R
1355102118 CHECK DATE: 07/21/2022		07/19/2022	220721	368290	82.67		82.67	07/19/2022	INV PD		LIFT 1
1743022167 CHECK DATE: 07/21/2022		07/19/2022	220721	368290	28.52		28.52	07/19/2022	INV PD		312 PH
1808003000 CHECK DATE: 07/28/2022		07/20/2022	220728	368491	152.57		152.57	07/20/2022	INV PD		LITE R
2074162004 CHECK DATE: 07/28/2022		07/20/2022	220728	368491	2.80		2.80	07/20/2022	INV PD		LITE R
2074168006 CHECK DATE: 07/07/2022		07/05/2022	220707	367885	499.36		499.36	07/05/2022	INV PD		1125 C
2109159053 CHECK DATE: 07/21/2022		07/19/2022	220721	368290	169.63		169.63	07/19/2022	INV PD		2400 M
2208156210 CHECK DATE: 07/28/2022		07/20/2022	220728	368491	443.01		443.01	07/20/2022	INV PD		401 MA
2253008081 CHECK DATE: 07/14/2022		07/07/2022	220714	368053	98.63		98.63	07/07/2022	INV PD		55 E M
2334073006 CHECK DATE: 07/28/2022		07/20/2022	220728	368491	123.31		123.31	07/20/2022	INV PD		LITE R
2948081018 CHECK DATE: 07/21/2022		07/19/2022	220721	368290	166.35		166.35	07/19/2022	INV PD		O ELLI
3399041021 CHECK DATE: 07/28/2022		07/20/2022	220728	368491	124.55		124.55	07/20/2022	INV PD		2532 O
3447160020 CHECK DATE: 07/14/2022		07/07/2022	220714	368053	35.40		35.40	07/07/2022	INV PD		63 S O
3547120055 CHECK DATE: 07/28/2022		07/20/2022	220728	368491	248.93		248.93	07/20/2022	INV PD		1508 F
3587106011 CHECK DATE: 07/07/2022		07/05/2022	220707	367885	85.24		85.24	07/05/2022	INV PD		1132 C
3831075063 CHECK DATE: 07/14/2022		07/11/2022	220714	368053	181,057.74		181,057.74	07/11/2022	INV PD		MASTER

VENDOR INVOICE LIST

INVOICE	P.O.	INV DATE	WARRANT	CHECK #	INVOICE NET	PAID	AMOUNT	DUE DATE	TYPE	STS	DESCR
4260081010		07/05/2022	220707	367885	62.44		62.44	07/05/2022	INV	PD	1101 P
CHECK DATE: 07/07/2022											
4647051076		06/29/2022	220707	367885	110.06		110.06	06/29/2022	INV	PD	MISSIO
CHECK DATE: 07/07/2022											
4739132028		07/20/2022	220728	368491	71.24		71.24	07/20/2022	INV	PD	LITE R
CHECK DATE: 07/28/2022											
4758040018		06/29/2022	220707	367885	72.94		72.94	06/29/2022	INV	PD	0W BLU
CHECK DATE: 07/07/2022											
5263118024		07/20/2022	220728	368491	158.27		158.27	07/20/2022	INV	PD	6707 C
CHECK DATE: 07/28/2022											
5395059118		06/29/2022	220707	367885	716.33		716.33	06/29/2022	INV	PD	50 S C
CHECK DATE: 07/07/2022											
6321071047		07/05/2022	220707	367885	26.86		26.86	07/05/2022	INV	PD	ST LOU
CHECK DATE: 07/07/2022											
6371123014		07/05/2022	220707	367885	749.38		749.38	07/05/2022	INV	PD	3100 E
CHECK DATE: 07/07/2022											
7122105003		07/19/2022	220721	368290	528.11		528.11	07/19/2022	INV	PD	2620 W
CHECK DATE: 07/21/2022											
7164074049		07/07/2022	220714	368053	33.55		33.55	07/07/2022	INV	PD	114 E
CHECK DATE: 07/14/2022											
9158226002		07/07/2022	220714	368053	63.87		63.87	07/07/2022	INV	PD	1 W OT
CHECK DATE: 07/14/2022											
9158227036		07/07/2022	220714	368053	299.19		299.19	07/07/2022	INV	PD	10 S C
CHECK DATE: 07/14/2022											
9158228042		07/07/2022	220714	368053	84.90		84.90	07/07/2022	INV	PD	10 S C
CHECK DATE: 07/14/2022											
9158229012		07/07/2022	220714	368053	106.88		106.88	07/07/2022	INV	PD	10 S C
CHECK DATE: 07/14/2022											
9410218039		07/05/2022	220707	367885	37.73		37.73	07/05/2022	INV	PD	1 E CA
CHECK DATE: 07/07/2022											
9410320061		07/19/2022	220721	368290	452.65		452.65	07/19/2022	INV	PD	116 N
CHECK DATE: 07/21/2022											
9410326009		07/07/2022	220714	368053	33.01		33.01	07/07/2022	INV	PD	1 S JE
CHECK DATE: 07/14/2022											
9410471009		07/07/2022	220714	368053	33.01		33.01	07/07/2022	INV	PD	1 S JE
CHECK DATE: 07/14/2022											
9587089011		06/29/2022	220707	367885	52.17		52.17	06/29/2022	INV	PD	0 LAWR

VENDOR INVOICE LIST

INVOICE	P.O.	INV DATE	WARRANT	CHECK #	INVOICE NET	PAID AMOUNT	DUE DATE	TYPE	STS	DESCR
CHECK DATE: 07/07/2022										
					426,744.83					
13752 CONTRACTORS ACOUSTICAL SUPPLY										
230083994		07/13/2022	220721	368291	221.76	221.76	07/13/2022	INV PD	MISC	
CHECK DATE: 07/21/2022										
5010 COOK COUNTY SHERIFF'S POLICE										
22SC3041		07/11/2022	220714	368054	60.00	60.00	07/11/2022	INV PD	MISC	
CHECK DATE: 07/14/2022										
13860 COPS TESTING SERVICE INC										
107358		07/05/2022	220707	367886	160.00	160.00	07/05/2022	INV PD	MISC	
CHECK DATE: 07/07/2022										
107370		07/05/2022	220707	367886	5,850.00	5,850.00	07/05/2022	INV PD	MISC	
CHECK DATE: 07/07/2022										
107371		07/05/2022	220707	367886	1,920.00	1,920.00	07/05/2022	INV PD	MISC	
CHECK DATE: 07/07/2022										
					7,930.00					
15872 CORE & MAIN LP										
Q462604	22000311	07/08/2022	220728	368493	1,170.00	1,170.00	07/27/2022	INV PD	Meter	
CHECK DATE: 07/28/2022										
Q862717		07/11/2022	220714	368055	90.79	90.79	07/11/2022	INV PD	MISC	
CHECK DATE: 07/14/2022										
Q949310		07/11/2022	220714	368055	2,250.00	2,250.00	07/11/2022	INV PD	MISC	
CHECK DATE: 07/14/2022										
Q962184	22000309	07/07/2022	220728	368493	520.00	520.00	07/27/2022	INV PD	Meter	
CHECK DATE: 07/28/2022										
Q962186	22000359	01/07/2022	220728	368493	130,950.00	130,950.00	07/27/2022	INV PD	Meter	
CHECK DATE: 07/28/2022										
R068886		07/07/2022	220714	368055	240.00	240.00	07/07/2022	INV PD	MISC	
CHECK DATE: 07/14/2022										
					135,220.79					
558 CORNERSTONE SERVICES, INC										
MIDLAND FIDAY GALWAY		07/13/2022	220721	368292	207,000.00	207,000.00	07/13/2022	INV PD	MISC	
CHECK DATE: 07/21/2022										

VENDOR INVOICE LIST

INVOICE	P.O.	INV DATE	WARRANT	CHECK #	INVOICE NET	PAID AMOUNT	DUE DATE	TYPE	STS	DESCR
17216 CORNWELL ENGINEERING GROUP INC										
11676	22000381	07/20/2021	220721	368293	1,690.50	1,690.50	07/20/2022	INV	PD	WELLS-
CHECK DATE:		07/21/2022								
12028	22000381	06/14/2022	220721	368293	3,102.31	3,102.31	07/20/2022	INV	PD	WELLS-
CHECK DATE:		07/21/2022								
				4,792.81						
15588 COSGROVE CONSTRUCTION INC										
103228		06/29/2022	220707	367887	1,650.00	1,650.00	06/29/2022	INV	PD	MISC
CHECK DATE:		07/07/2022								
16057 COVERTTRACK GROUP INC										
30861		07/11/2022	220714	368056	1,200.00	1,200.00	07/11/2022	INV	PD	MISC
CHECK DATE:		07/14/2022								
576 CRESCENT ELECTRIC SUPPLY										
S510390190.001		06/29/2022	220707	367888	560.05	560.05	06/29/2022	INV	PD	MISC
CHECK DATE:		07/07/2022								
S510431115.001		06/29/2022	220707	367888	1,243.83	1,243.83	06/29/2022	INV	PD	MISC
CHECK DATE:		07/07/2022								
S510435478.001		06/29/2022	220707	367888	13.98	13.98	06/29/2022	INV	PD	MISC
CHECK DATE:		07/07/2022								
				1,817.86						
3606 CRYER & OLSEN MECHANICAL INC										
10668-0		07/13/2022	220721	368294	928.03	928.03	07/13/2022	INV	PD	MISC
CHECK DATE:		07/21/2022								
17065 CULPEPPERS LAWN WORKS										
104		07/05/2022	220707	367889	90.00	90.00	07/05/2022	INV	PD	MISC
CHECK DATE:		07/07/2022								
117		07/05/2022	220707	367889	170.00	170.00	07/05/2022	INV	PD	MISC
CHECK DATE:		07/07/2022								
126		07/11/2022	220714	368057	1,300.00	1,300.00	07/11/2022	INV	PD	MISC
CHECK DATE:		07/14/2022								
128		06/29/2022	220707	367889	100.00	100.00	06/29/2022	INV	PD	MISC

VENDOR INVOICE LIST

INVOICE	P.O.	INV DATE	WARRANT	CHECK #	INVOICE NET	PAID AMOUNT	DUE DATE	TYPE	STS	DESCR
CHECK DATE: 07/07/2022										
130		07/05/2022	220707	367889	1,913.60	1,913.60	07/05/2022	INV PD		MISC
CHECK DATE: 07/07/2022										
131		07/05/2022	220707	367889	150.00	150.00	07/05/2022	INV PD		MISC
CHECK DATE: 07/07/2022										
132		07/05/2022	220707	367889	655.20	655.20	07/05/2022	INV PD		MISC
CHECK DATE: 07/07/2022										
133		07/11/2022	220714	368057	300.00	300.00	07/11/2022	INV PD		MISC
CHECK DATE: 07/14/2022										
134		07/11/2022	220714	368057	250.00	250.00	07/11/2022	INV PD		MISC
CHECK DATE: 07/14/2022										
135		07/11/2022	220714	368057	950.00	950.00	07/11/2022	INV PD		MISC
CHECK DATE: 07/14/2022										
137		07/13/2022	220721	368295	775.00	775.00	07/13/2022	INV PD		MISC
CHECK DATE: 07/21/2022										
138		07/13/2022	220721	368295	115.00	115.00	07/13/2022	INV PD		MISC
CHECK DATE: 07/21/2022										
139		07/13/2022	220721	368295	200.00	200.00	07/13/2022	INV PD		MISC
CHECK DATE: 07/21/2022										
					6,968.80					
17422 CULTIVATE GEOSPATIAL SOLUTIONS LLC										
JOLIETAM1	22000033	07/01/2022	220714	368058	3,000.00	3,000.00	07/12/2022	INV PD	IT	PRO
CHECK DATE: 07/14/2022										
599 D CONSTRUCTION INC										
2584-1021-PAY 4	22000444	07/01/2022	220714	368059	997,429.30	997,429.30	07/11/2022	INV PD	Houbo1	
CHECK DATE: 07/14/2022										
15977 JEFF D'ALEO										
05/2022-7/2022		07/13/2022	220721	368296	105.00	105.00	07/13/2022	INV PD		MISC
CHECK DATE: 07/21/2022										
17464 D'ORAZIO FORD										
2106		07/11/2022	220711	368015	1,200.00	1,200.00	07/11/2022	INV PD		MISC
CHECK DATE: 07/11/2022										

VENDOR INVOICE LIST

INVOICE	P.O.	INV DATE	WARRANT	CHECK #	INVOICE NET	PAID AMOUNT	DUE DATE	TYPE	STS	DESCR
16882	DACRA ADJUDICATION	SYSTEMS LLC								
DT 2022-06-71		07/13/2022	220721	368297	2,750.00	2,750.00	07/13/2022	INV	PD	MISC
CHECK DATE:	07/21/2022									
13789	DAHME MECHANICAL	INDUSTRIES INC								
20220079		07/20/2022	220728	368495	2,520.00	2,520.00	07/20/2022	INV	PD	MISC
CHECK DATE:	07/28/2022									
20220082		07/20/2022	220728	368495	2,520.00	2,520.00	07/20/2022	INV	PD	MISC
CHECK DATE:	07/28/2022									
20220083		07/07/2022	220714	368060	1,050.00	1,050.00	07/07/2022	INV	PD	MISC
CHECK DATE:	07/14/2022									
10144	DELANEY, CHRISTOPHER				6,090.00					
41590		07/20/2022	220728	368496	55.00	55.00	07/20/2022	INV	PD	MISC
CHECK DATE:	07/28/2022									
SUMMER 2022		07/11/2022	220714	368061	1,688.51	1,688.51	07/11/2022	INV	PD	MISC
CHECK DATE:	07/14/2022									
9297	DENGLER, CODY				1,743.51					
04/2022-06/2022		07/05/2022	220707	367890	105.00	105.00	07/05/2022	INV	PD	MISC
CHECK DATE:	07/07/2022									
2022 PREVENTATIVE CA		07/13/2022	220721	368298	200.00	200.00	07/13/2022	INV	PD	2022 P
CHECK DATE:	07/21/2022									
16097	DIRECT ENERGY BUSINESS				305.00					
1680755		07/20/2022	220728	368497	5,524.69	5,524.69	07/20/2022	INV	PD	107 TW
CHECK DATE:	07/28/2022									
1680770		07/05/2022	220707	367891	47.72	47.72	07/05/2022	INV	PD	3201 M
CHECK DATE:	07/07/2022									
1680775		07/05/2022	220707	367891	16,300.41	16,300.41	07/05/2022	INV	PD	921 E
CHECK DATE:	07/07/2022									
1680807		07/22/2022	220728	368497	12,355.78	12,355.78	07/22/2022	INV	PD	WELL 2
CHECK DATE:	07/28/2022									
1680826		07/05/2022	220707	367891	2,565.08	2,565.08	07/05/2022	INV	PD	4375 B
CHECK DATE:	07/07/2022									

VENDOR INVOICE LIST

INVOICE	P.O.	INV DATE	WARRANT	CHECK #	INVOICE NET	PAID	AMOUNT	DUE DATE	TYPE	STS	DESCR
					36,793.68						
15943 DISH NETWORK LLC											
8255	7070 8912 0039	07/11/2022	220714	368062	116.06	116.06	07/11/2022	INV	PD	MISC	
CHECK DATE: 07/14/2022											
18030 DISTINCT VISUAL SOLUTIONS											
1808		07/11/2022	220714	368063	60.00	60.00	07/11/2022	INV	PD	MISC	
CHECK DATE: 07/14/2022											
1835		07/11/2022	220714	368063	15.00	15.00	07/11/2022	INV	PD	MISC	
CHECK DATE: 07/14/2022											
					75.00						
4178 DIVE RESCUE INTERNATIONAL INC											
INV189423		07/13/2022	220721	368299	120.00	120.00	07/13/2022	INV	PD	MISC	
CHECK DATE: 07/21/2022											
15623 LARRY DODGE											
02/2022-04/2022		07/05/2022	220707	367892	105.00	105.00	07/05/2022	INV	PD	MISC	
CHECK DATE: 07/07/2022											
11/2021-01/2022		07/05/2022	220707	367892	105.00	105.00	07/05/2022	INV	PD	MISC	
CHECK DATE: 07/07/2022											
					210.00						
17206 DONAHUE & ROSE PC											
938	22000380	06/24/2022	220714	368064	27,112.50	27,112.50	07/11/2022	INV	PD	Legal	
CHECK DATE: 07/14/2022											
939	22000380	06/24/2022	220714	368064	10,200.00	10,200.00	07/11/2022	INV	PD	Legal	
CHECK DATE: 07/14/2022											
940	22000380	06/24/2022	220714	368064	4,395.00	4,395.00	07/11/2022	INV	PD	Legal	
CHECK DATE: 07/14/2022											
941	22000380	06/24/2022	220714	368064	2,797.50	2,797.50	07/11/2022	INV	PD	Legal	
CHECK DATE: 07/14/2022											
					44,505.00						
12431 DONOHUE & ASSOCIATES INC											
13873-13	22000289	06/30/2022	220714	368065	540.00	540.00	07/11/2022	INV	PD	Aux Sa	
CHECK DATE: 07/14/2022											

VENDOR INVOICE LIST

INVOICE	P.O.	INV DATE	WARRANT	CHECK #	INVOICE NET	PAID AMOUNT	DUE DATE	TYPE	STS	DESCR
13922-11	22000711	07/08/2022	220721	368300	6,450.44	6,450.44	07/20/2022	INV	PD	Black
CHECK DATE: 07/21/2022										
16144 B AND J BAKING					6,990.44					
0646-18		07/11/2022	220714	368066	23.76	23.76	07/11/2022	INV	PD	MISC
CHECK DATE: 07/14/2022										
9932 DUKE'S LANDSCAPING SERVICES										
36056		07/11/2022	220714	368067	705.00	705.00	07/11/2022	INV	PD	MISC
CHECK DATE: 07/14/2022										
36129		07/11/2022	220714	368067	2,640.00	2,640.00	07/11/2022	INV	PD	MISC
CHECK DATE: 07/14/2022										
36130		07/11/2022	220714	368067	2,230.00	2,230.00	07/11/2022	INV	PD	MISC
CHECK DATE: 07/14/2022										
36131		07/11/2022	220714	368067	1,700.00	1,700.00	07/11/2022	INV	PD	MISC
CHECK DATE: 07/14/2022										
16970 E MEDIATE CURE LLC					7,275.00					
941K17829		07/11/2022	220714	368068	323.00	323.00	07/11/2022	INV	PD	MISC
CHECK DATE: 07/14/2022										
15144 EARLY BIRD ENTERPRISES LLC										
06/20/2022		07/11/2022	220714	368069	260.00	260.00	07/11/2022	INV	PD	MISC
CHECK DATE: 07/14/2022										
17915 ECOSCRIBE LLC										
64811		07/13/2022	220721	368301	935.55	935.55	07/13/2022	INV	PD	MISC
CHECK DATE: 07/21/2022										
9389 EHRSAM, MATTHEW										
06/08/2022		07/11/2022	220714	368070	234.85	234.85	07/11/2022	INV	PD	MISC
CHECK DATE: 07/14/2022										
9504 EJ EQUIPMENT INC										
P37332		06/29/2022	220707	367893	391.66	391.66	06/29/2022	INV	PD	MISC

VENDOR INVOICE LIST

INVOICE	P.O.	INV DATE	WARRANT	CHECK #	INVOICE NET	PAID AMOUNT	DUE DATE	TYPE	STS	DESCR
CHECK DATE: 07/07/2022										
13643 EJ USA INC										
110220042628		06/29/2022	220707	367894	1,107.64	1,107.64	06/29/2022	INV PD	MISC	
CHECK DATE: 07/07/2022										
110220043974		06/29/2022	220707	367894	286.24	286.24	06/29/2022	INV PD	MISC	
CHECK DATE: 07/07/2022										
				1,393.88						
18035 ELASTEC INC										
0039533-IN		07/20/2022	220728	368498	805.96	805.96	07/20/2022	INV PD	MISC	
CHECK DATE: 07/28/2022										
7582 ELLIOTT ELECTRIC INC										
26781	22000402	06/30/2022	220714	368071	1,552.50	1,552.50	07/12/2022	INV PD	2022 E	
CHECK DATE: 07/14/2022										
26782	22000402	06/30/2022	220714	368071	3,447.40	3,447.40	07/12/2022	INV PD	2022 E	
CHECK DATE: 07/14/2022										
26783	22000402	06/30/2022	220714	368071	2,115.00	2,115.00	07/12/2022	INV PD	2022 E	
CHECK DATE: 07/14/2022										
26784	22000402	06/30/2022	220714	368071	3,658.50	3,658.50	07/12/2022	INV PD	2022 E	
CHECK DATE: 07/14/2022										
26785	22000402	06/30/2022	220714	368071	783.00	783.00	07/12/2022	INV PD	2022 E	
CHECK DATE: 07/14/2022										
26827		07/20/2022	220728	368499	282.76	282.76	07/20/2022	INV PD	MISC	
CHECK DATE: 07/28/2022										
				11,839.16						
13417 ENECON CORPORATION										
P/E-33398		07/13/2022	220721	368302	980.00	980.00	07/13/2022	INV PD	MISC	
CHECK DATE: 07/21/2022										
16912 MARK EPLING										
106		07/13/2022	220721	368303	2,000.00	2,000.00	07/13/2022	INV PD	MISC	
CHECK DATE: 07/21/2022										
15737 ETERNALLY GREEN LAWN CARE INC										

VENDOR INVOICE LIST

INVOICE	P.O.	INV DATE	WARRANT	CHECK #	INVOICE NET	PAID	AMOUNT	DUE DATE	TYPE	STS	DESCR
L60-422PM		22000167 04/01/2022	220714	368072	375.00		375.00	07/12/2022	INV	PD	STORM
CHECK DATE:	07/14/2022										
L60-522PM		22000167 06/01/2022	220714	368072	375.00		375.00	07/12/2022	INV	PD	STORM
CHECK DATE:	07/14/2022										
L60-622PM		22000167 07/01/2022	220714	368072	375.00		375.00	07/12/2022	INV	PD	STORM
CHECK DATE:	07/14/2022										
14105 EVOQUA WATER TECHNOLOGIES LLC				1,125.00							
905439296		22000470 07/07/2022	220714	368073	5,685.84		5,685.84	07/12/2022	INV	PD	Replac
CHECK DATE:	07/14/2022										
17279 EXQUISITE CARPET CLEANING											
3902		07/13/2022	220721	368305	400.00		400.00	07/13/2022	INV	PD	MISC
CHECK DATE:	07/21/2022										
18003 FARM & FLEET OF ROMEOVILLE											
2730		07/05/2022	220707	367895	74.99		74.99	07/05/2022	INV	PD	MISC
CHECK DATE:	07/07/2022										
3849		07/20/2022	220728	368500	59.96		59.96	07/20/2022	INV	PD	MISC
CHECK DATE:	07/28/2022										
4576		07/20/2022	220728	368500	945.99		945.99	07/20/2022	INV	PD	MISC
CHECK DATE:	07/28/2022										
786 FASTENAL COMPANY				1,080.94							
ILJOL219408		07/20/2022	220728	368501	596.82		596.82	07/20/2022	INV	PD	MISC
CHECK DATE:	07/28/2022										
13233 FERGUSON WATERWORKS											
424179		22000490 05/18/2022	220714	368074	2,627.96		2,627.96	07/12/2022	INV	PD	Coupli
CHECK DATE:	07/14/2022										
424222-1		22000490 05/13/2022	220714	368074	18,794.88		18,794.88	07/12/2022	INV	PD	Coupli
CHECK DATE:	07/14/2022										
12460 FIRE SERVICE, INC.				21,422.84							
IL-1489		06/29/2022	220707	367896	511.34		511.34	06/29/2022	INV	PD	MISC

VENDOR INVOICE LIST

INVOICE	P.O.	INV DATE	WARRANT	CHECK #	INVOICE NET	PAID AMOUNT	DUE DATE	TYPE	STS	DESCR
CHECK DATE: 07/07/2022										
IL-1491		06/29/2022	220707	367896	44.79	44.79	06/29/2022	INV	PD	MISC
CHECK DATE: 07/07/2022										
IL-1577		07/11/2022	220714	368075	147.17	147.17	07/11/2022	INV	PD	MISC
CHECK DATE: 07/14/2022										
IL-1578		07/11/2022	220714	368075	419.97	419.97	07/11/2022	INV	PD	MISC
CHECK DATE: 07/14/2022										
IL-1799		07/20/2022	220728	368502	587.16	587.16	07/20/2022	INV	PD	MISC
CHECK DATE: 07/28/2022										
IL-1885		07/20/2022	220728	368502	44.34	44.34	07/20/2022	INV	PD	MISC
CHECK DATE: 07/28/2022										
					1,754.77					
13283 FIRST COMMUNITY BANK-WORKMANS COMP										
06/03/22-06/19/22		07/11/2022	220714	368076	105,135.70	105,135.70	07/11/2022	INV	PD	WRKS C
CHECK DATE: 07/14/2022										
06/20/22-06/30/22		07/13/2022	220721	368306	33,441.22	33,441.22	07/13/2022	INV	PD	WRKS C
CHECK DATE: 07/21/2022										
CITY V LOWERY		07/11/2022	220714	368076	60,912.15	60,912.15	07/11/2022	INV	PD	WRKS C
CHECK DATE: 07/14/2022										
CITY V S HALL		07/05/2022	220707	367897	9,000.00	9,000.00	07/05/2022	INV	PD	WRKS C
CHECK DATE: 07/07/2022										
					208,489.07					
17458 FIRST RESPONDERS WELLNESS CENTER										
12415		07/11/2022	220714	368077	390.00	390.00	07/11/2022	INV	PD	MISC
CHECK DATE: 07/14/2022										
829 FISHER SCIENTIFIC										
3850352		07/07/2022	220714	368078	871.20	871.20	07/07/2022	INV	PD	MISC
CHECK DATE: 07/14/2022										
4310525		07/20/2022	220728	368503	2,224.00	2,224.00	07/20/2022	INV	PD	MISC
CHECK DATE: 07/28/2022										
					3,095.20					
13897 FLAGS USA INC										
101393		07/20/2022	220728	368504	1,398.00	1,398.00	07/20/2022	INV	PD	MISC
CHECK DATE: 07/28/2022										

VENDOR INVOICE LIST

INVOICE	P.O.	INV DATE	WARRANT	CHECK #	INVOICE NET	PAID AMOUNT	DUE DATE	TYPE	STS	DESCR
12381 FLECK, MATTHEW R										
SPRING 2022		07/11/2022	220714	368079	570.00	570.00	07/11/2022	INV	PD	MISC
CHECK DATE: 07/14/2022										
13348 FLEXIBLE BENEFIT SERVICE CORP										
06/29-07/05/22 FLEX		07/07/2022		4479	7,502.66	7,502.66	07/07/2022	DIR	PD	06/29/
CHECK DATE: 07/07/2022										
07/06-07/12/22 FLEX		07/14/2022		4826	6,124.35	6,124.35	07/14/2022	DIR	PD	07/06/
CHECK DATE: 07/14/2022										
07/13-07/19/22 FLEX		07/21/2022	WIRE_002	4827	5,337.48	5,337.48	07/21/2022	DIR	PD	07/13/
CHECK DATE: 07/21/2022										
07/20-07/26/22 FLEX		07/28/2022		4828	5,902.29	5,902.29	07/28/2022	DIR	PD	07/20/
CHECK DATE: 07/28/2022										
526560398269		07/13/2022	220721	368307	264.00	264.00	07/13/2022	INV	PD	MISC
CHECK DATE: 07/21/2022										
6/22-6/28/22 FLEX		07/07/2022		4478	5,545.61	5,545.61	07/07/2022	DIR	PD	06/22/
CHECK DATE: 07/07/2022										
					30,676.39					
17261 FLOCK GROUP INC										
CINV-009240		07/13/2022	220721	368308	24,000.00	24,000.00	07/13/2022	INV	PD	MISC
CHECK DATE: 07/21/2022										
4527 FOREST PARK COMMUNITY CENTER										
FPCC8		06/29/2022	220707	367898	1,167.00	1,167.00	06/29/2022	INV	PD	MISC
CHECK DATE: 07/07/2022										
3950 FORT DEARBORN LIFE INSURANCE										
04/2022-06/2022		07/13/2022	220721	368309	300.00	300.00	07/13/2022	INV	PD	POLICY
CHECK DATE: 07/21/2022										
06/2022		07/20/2022	220728	368505	18,116.59	18,116.59	07/20/2022	INV	PD	GROUP
CHECK DATE: 07/28/2022										
JUNE 2022		07/13/2022	220721	368309	2,781.40	2,781.40	07/13/2022	INV	PD	GROUP
CHECK DATE: 07/21/2022										
MAY 2022		07/11/2022	220714	368080	17,977.00	17,977.00	07/11/2022	INV	PD	GROUP
CHECK DATE: 07/14/2022										

VENDOR INVOICE LIST

INVOICE	P.O.	INV DATE	WARRANT	CHECK #	INVOICE NET	PAID	AMOUNT	DUE DATE	TYPE	STS	DESCR
					39,174.99						
4083 FOSTER COACH SALES INC											
24294		07/20/2022	220728	368506	945.03	945.03	07/20/2022	INV	PD	MISC	
CHECK DATE: 07/28/2022											
16601 FOUNTAIN TECHNOLOGIES LTD											
14153		06/29/2022	220707	367899	695.00	695.00	06/29/2022	INV	PD	MISC	
CHECK DATE: 07/07/2022											
10005 FREEDOM FIRST AID & SAFETY											
47521		07/20/2022	220728	368507	274.15	274.15	07/20/2022	INV	PD	MISC	
CHECK DATE: 07/28/2022											
47719	22000036	05/24/2022	220721	368310	54.80	54.80	07/15/2022	INV	PD	FIRST	
CHECK DATE: 07/21/2022											
47720	22000036	05/24/2022	220721	368310	141.70	141.70	07/15/2022	INV	PD	FIRST	
CHECK DATE: 07/21/2022											
48222		07/11/2022	220714	368081	152.05	152.05	07/11/2022	INV	PD	MISC	
CHECK DATE: 07/14/2022											
48224		06/29/2022	220707	367900	326.95	326.95	06/29/2022	INV	PD	MISC	
CHECK DATE: 07/07/2022											
48225		06/29/2022	220707	367900	102.15	102.15	06/29/2022	INV	PD	MISC	
CHECK DATE: 07/07/2022											
48226		07/07/2022	220714	368081	67.80	67.80	07/07/2022	INV	PD	MISC	
CHECK DATE: 07/14/2022											
48235		07/13/2022	220721	368310	66.35	66.35	07/13/2022	INV	PD	MISC	
CHECK DATE: 07/21/2022											
48254		07/13/2022	220721	368310	105.45	105.45	07/13/2022	INV	PD	MISC	
CHECK DATE: 07/21/2022											
48255		07/13/2022	220721	368310	68.55	68.55	07/13/2022	INV	PD	MISC	
CHECK DATE: 07/21/2022											
48256		07/11/2022	220714	368081	44.80	44.80	07/11/2022	INV	PD	MISC	
CHECK DATE: 07/14/2022											
48299		07/20/2022	220728	368507	85.75	85.75	07/20/2022	INV	PD	MISC	
CHECK DATE: 07/28/2022											

VENDOR INVOICE LIST

INVOICE	P.O.	INV DATE	WARRANT	CHECK #	INVOICE NET	PAID AMOUNT	DUE DATE	TYPE	STS	DESCR
7891 FULL COMPASS					1,490.50					
INC02173062		06/29/2022	220707	367901	366.95	366.95	06/29/2022	INV	PD	MISC
CHECK DATE:	07/07/2022									
INC02176572		07/13/2022	220721	368311	2,052.24	2,052.24	07/13/2022	INV	PD	MISC
CHECK DATE:	07/21/2022									
INC02178664		07/13/2022	220721	368311	597.66	597.66	07/13/2022	INV	PD	MISC
CHECK DATE:	07/21/2022									
5297 GALLAGHER BASSETT SERVICES INC					3,016.85					
08/01/22-08/01/23		07/20/2022	220728	368508	167,100.00	167,100.00	07/20/2022	INV	PD	MISC
CHECK DATE:	07/28/2022									
6319 GARCIA, SAUL										
JULY 2022		07/13/2022	220721	368312	850.00	850.00	07/13/2022	INV	PD	MISC
CHECK DATE:	07/21/2022									
900 GASVODA & ASSOC INC										
INV2200855	22000666	04/29/2022	220707	367902	22,065.00	22,065.00	07/06/2022	INV	PD	Flow M
CHECK DATE:	07/07/2022									
INV2201072		07/07/2022	220714	368082	636.24	636.24	07/07/2022	INV	PD	MISC
CHECK DATE:	07/14/2022									
17973 GAYLORD BROS INC					22,701.24					
2775646		07/20/2022	220728	368509	2,454.84	2,454.84	07/20/2022	INV	PD	MISC
CHECK DATE:	07/28/2022									
13439 GENE MAY HEATING & COOLING										
123092		06/29/2022	220707	367903	284.00	284.00	06/29/2022	INV	PD	MISC
CHECK DATE:	07/07/2022									
18033 GENERAL PROPERTY INSPECTIONS OF ILLINOIS										
1671		07/11/2022	220714	368083	1,775.00	1,775.00	07/11/2022	INV	PD	MISC
CHECK DATE:	07/14/2022									
1672		07/11/2022	220714	368083	1,850.00	1,850.00	07/11/2022	INV	PD	MISC

VENDOR INVOICE LIST

INVOICE	P.O.	INV DATE	WARRANT	CHECK #	INVOICE NET	PAID	AMOUNT	DUE DATE	TYPE	STS	DESCR
CHECK DATE: 07/14/2022											
					3,625.00						
10273 GERMAN, JEFFREY											
06/12/22-06/18/22		07/13/2022	220721	368313	438.66	438.66	07/13/2022	INV	PD		MISC
CHECK DATE: 07/21/2022											
17853 GLADIEUX TRADING & MARKETING COMPANY LP											
502854	22000044	04/12/2022	220728	368510	20,190.65	20,190.65	07/27/2022	INV	PD		2022 D
CHECK DATE: 07/28/2022											
513063	22000044	07/12/2022	220721	368314	20,761.51	20,761.51	07/20/2022	INV	PD		2022 D
CHECK DATE: 07/21/2022											
					40,952.16						
15225 GMIS INTERNATIONAL											
300007321		07/20/2022	220728	368511	600.00	600.00	07/20/2022	INV	PD		MISC
CHECK DATE: 07/28/2022											
12403 GRAINGER											
9353093413		07/07/2022	220714	368084	188.10	188.10	07/07/2022	INV	PD		MISC
CHECK DATE: 07/14/2022											
9354688971		07/07/2022	220714	368084	2,502.51	2,502.51	07/07/2022	INV	PD		MISC
CHECK DATE: 07/14/2022											
9355543944		07/07/2022	220714	368084	334.35	334.35	07/07/2022	INV	PD		MISC
CHECK DATE: 07/14/2022											
9355543951		07/07/2022	220714	368084	394.60	394.60	07/07/2022	INV	PD		MISC
CHECK DATE: 07/14/2022											
9356984287		07/07/2022	220714	368084	222.90	222.90	07/07/2022	INV	PD		MISC
CHECK DATE: 07/14/2022											
9360027362		07/11/2022	220714	368084	2,528.60	2,528.60	07/11/2022	INV	PD		MISC
CHECK DATE: 07/14/2022											
9360474499		07/11/2022	220714	368084	86.60	86.60	07/11/2022	INV	PD		MISC
CHECK DATE: 07/14/2022											
9362773922		07/07/2022	220714	368084	147.76	147.76	07/07/2022	INV	PD		MISC
CHECK DATE: 07/14/2022											
9363416984		07/11/2022	220714	368084	101.46	101.46	07/11/2022	INV	PD		MISC
CHECK DATE: 07/14/2022											

VENDOR INVOICE LIST

INVOICE	P.O.	INV DATE	WARRANT	CHECK #	INVOICE NET	PAID	AMOUNT	DUE DATE	TYPE	STS	DESCR
9364606674		07/13/2022	220721	368315	652.94		652.94	07/13/2022	INV	PD	MISC
CHECK DATE:	07/21/2022										
9366024470		07/13/2022	220721	368315	462.48		462.48	07/13/2022	INV	PD	MISC
CHECK DATE:	07/21/2022										
9367741346		07/13/2022	220721	368315	202.30		202.30	07/13/2022	INV	PD	MISC
CHECK DATE:	07/21/2022										
9367741353		07/13/2022	220721	368315	218.08		218.08	07/13/2022	INV	PD	MISC
CHECK DATE:	07/21/2022										
9368462884		07/13/2022	220721	368315	699.04		699.04	07/13/2022	INV	PD	MISC
CHECK DATE:	07/21/2022										
9368658994		07/20/2022	220728	368512	19.91		19.91	07/20/2022	INV	PD	MISC
CHECK DATE:	07/28/2022										
9370204647		07/11/2022	220714	368084	176.24		176.24	07/11/2022	INV	PD	MISC
CHECK DATE:	07/14/2022										
9370762917		07/11/2022	220714	368084	1,600.20		1,600.20	07/11/2022	INV	PD	MISC
CHECK DATE:	07/14/2022										
9370868276		07/11/2022	220714	368084	40.80		40.80	07/11/2022	INV	PD	MISC
CHECK DATE:	07/14/2022										
9372168568		07/13/2022	220721	368315	210.68		210.68	07/13/2022	INV	PD	MISC
CHECK DATE:	07/21/2022										
9373890533		07/13/2022	220721	368315	82.80		82.80	07/13/2022	INV	PD	MISC
CHECK DATE:	07/21/2022										
9376825650		07/20/2022	220728	368512	241.10		241.10	07/20/2022	INV	PD	MISC
CHECK DATE:	07/28/2022										
9379839864	22000008	07/18/2022	220721	368315	218.16		218.16	07/20/2022	INV	PD	EQUIPM
CHECK DATE:	07/21/2022										
9382921410	22000008	07/20/2022	220728	368512	145.44		145.44	07/25/2022	INV	PD	EQUIPM
CHECK DATE:	07/28/2022										
9384157153		07/20/2022	220728	368512	50.35		50.35	07/20/2022	INV	PD	MISC
CHECK DATE:	07/28/2022										
17980 GRANITE TELECOMMUNICATIONS LLC				11,527.40							
566950179		07/11/2022	220714	368085	9,184.41		9,184.41	07/11/2022	INV	PD	MISC
CHECK DATE:	07/14/2022										
9952 GRAYBAR ELECTRIC CO.											

VENDOR INVOICE LIST

INVOICE	P.O.	INV DATE	WARRANT	CHECK #	INVOICE NET	PAID	AMOUNT	DUE DATE	TYPE	STS	DESCR
9327456762		07/05/2022	220707	367904	491.49		491.49	07/05/2022	INV	PD	MISC
CHECK DATE: 07/07/2022											
14241 GREAT LAKES WATER RESOURCES GROUP											
1831	22000293	07/18/2022	220728	368513	9,937.50		9,937.50	07/27/2022	INV	PD	WELL 2
CHECK DATE: 07/28/2022											
14295 GREAT PYRENEES TECHNOLOGY LLC											
2022-0022	22000033	07/07/2022	220714	368086	8,500.00		8,500.00	07/12/2022	INV	PD	IT PRO
CHECK DATE: 07/14/2022											
2022-0023	22000033	07/07/2022	220714	368086	16,000.00		16,000.00	07/12/2022	INV	PD	IT PRO
CHECK DATE: 07/14/2022											
					24,500.00						
13237 GREEN VALLEY LAWN CARE & SNOW PLOW											
07/01/2022		07/13/2022	220721	368316	79.00		79.00	07/13/2022	INV	PD	MISC
CHECK DATE: 07/21/2022											
07/01/22		07/13/2022	220721	368316	334.00		334.00	07/13/2022	INV	PD	MISC
CHECK DATE: 07/21/2022											
7/01/2022		07/13/2022	220721	368316	271.00		271.00	07/13/2022	INV	PD	MISC
CHECK DATE: 07/21/2022											
7/1/2022		07/13/2022	220721	368316	58.00		58.00	07/13/2022	INV	PD	MISC
CHECK DATE: 07/21/2022											
					742.00						
16191 BRIAN B GROOMS											
2022 TOOLS		07/20/2022	220728	368514	500.00		500.00	07/20/2022	INV	PD	2022 T
CHECK DATE: 07/28/2022											
12659 GROOMS, ANN MARIE											
JULY 2022		07/11/2022	220714	368087	71.49		71.49	07/11/2022	INV	PD	MISC
CHECK DATE: 07/14/2022											
995 GRUNDY COUNTY SHERIFF											
2022 QTR 4 COREY		07/13/2022	220721	368317	25,628.00		25,628.00	07/13/2022	INV	PD	2022 4
CHECK DATE: 07/21/2022											
2022 QTR 4 OT		07/13/2022	220721	368317	2,846.31		2,846.31	07/13/2022	INV	PD	2022 4
CHECK DATE: 07/21/2022											

VENDOR INVOICE LIST

INVOICE	P.O.	INV DATE	WARRANT	CHECK #	INVOICE NET	PAID	AMOUNT	DUE DATE	TYPE	STS	DESCR
					28,474.31						
16860 HAMILTON CONSULTING ENGINEERS INC											
12745	22000027	06/12/2022	220714	368088	13,666.09	13,666.09	07/11/2022	INV	PD	2022	G
CHECK DATE: 07/14/2022											
1022 HARRIS EQUIPMENT CORP											
WO-12712		07/13/2022	220721	368318	619.50	619.50	07/13/2022	INV	PD		MISC
CHECK DATE: 07/21/2022											
15146 WEST JEFF AUTO SALES LLC											
88932J		06/29/2022	220707	367905	1,490.36	1,490.36	06/29/2022	INV	PD		MISC
CHECK DATE: 07/07/2022											
92501J		07/11/2022	220714	368089	142.93	142.93	07/11/2022	INV	PD		MISC
CHECK DATE: 07/14/2022											
92501JX1		07/13/2022	220721	368319	99.48	99.48	07/13/2022	INV	PD		MISC
CHECK DATE: 07/21/2022											
					1,732.77						
11860 HAWKINS INC											
6173063	22000751	04/27/2022	220721	368320	-54.78	-54.78	06/27/2022	CRM	PD	2022	S
CHECK DATE: 07/21/2022											
6203538	22000285	06/03/2022	220721	368320	367.80	367.80	07/20/2022	INV	PD	2022	D
CHECK DATE: 07/21/2022											
6203540	22000751	06/03/2022	220728	368515	445.50	445.50	07/27/2022	INV	PD	2022	S
CHECK DATE: 07/28/2022											
6203541	22000285	06/03/2022	220721	368320	349.70	349.70	07/20/2022	INV	PD	2022	D
CHECK DATE: 07/21/2022											
6203542	22000285	06/03/2022	220721	368320	431.15	431.15	07/20/2022	INV	PD	2022	D
CHECK DATE: 07/21/2022											
6203543	22000751	06/03/2022	220728	368515	297.00	297.00	07/27/2022	INV	PD	2022	S
CHECK DATE: 07/28/2022											
6203544	22000285	06/03/2022	220721	368320	539.75	539.75	07/20/2022	INV	PD	2022	D
CHECK DATE: 07/21/2022											
6203545	22000285	06/03/2022	220721	368320	820.30	820.30	07/20/2022	INV	PD	2022	D
CHECK DATE: 07/21/2022											
6203546	22000751	06/03/2022	220728	368515	386.10	386.10	07/27/2022	INV	PD	2022	S

VENDOR INVOICE LIST

INVOICE	P.O.	INV DATE	WARRANT	CHECK #	INVOICE NET	PAID	AMOUNT	DUE DATE	TYPE	STS	DESCR
CHECK DATE:	07/28/2022										
6203548	22000285	06/03/2022	220721	368320	404.00		404.00	07/20/2022	INV	PD	2022 D
CHECK DATE:	07/21/2022										
6203549	22000285	06/03/2022	220721	368320	3,028.50		3,028.50	07/20/2022	INV	PD	2022 D
CHECK DATE:	07/21/2022										
6203550	22000751	06/03/2022	220728	368515	1,039.50		1,039.50	07/27/2022	INV	PD	2022 S
CHECK DATE:	07/28/2022										
6206784	22000285	06/06/2022	220721	368320	3,625.80		3,625.80	07/20/2022	INV	PD	2022 D
CHECK DATE:	07/21/2022										
6206785	22000285	06/06/2022	220721	368320	639.30		639.30	07/20/2022	INV	PD	2022 D
CHECK DATE:	07/21/2022										
6207944	22000285	06/09/2022	220721	368320	585.00		585.00	07/20/2022	INV	PD	2022 D
CHECK DATE:	07/21/2022										
6207945	22000285	06/09/2022	220721	368320	304.45		304.45	07/20/2022	INV	PD	2022 D
CHECK DATE:	07/21/2022										
6207946	22000285	06/09/2022	220721	368320	398.20		398.20	07/20/2022	INV	PD	2022 D
CHECK DATE:	07/21/2022										
6207948	22000285	06/09/2022	220721	368320	639.30		639.30	07/20/2022	INV	PD	2022 D
CHECK DATE:	07/21/2022										
6207949	22000285	06/09/2022	220721	368320	838.40		838.40	07/20/2022	INV	PD	2022 D
CHECK DATE:	07/21/2022										
6207950	22000285	06/09/2022	220721	368320	307.70		307.70	07/20/2022	INV	PD	2022 D
CHECK DATE:	07/21/2022										
6207952	22000285	06/09/2022	220721	368320	524.90		524.90	07/20/2022	INV	PD	2022 D
CHECK DATE:	07/21/2022										
6209229	22000285	06/12/2022	220721	368320	440.20		440.20	07/20/2022	INV	PD	2022 D
CHECK DATE:	07/21/2022										
6216674	22000285	06/17/2022	220721	368320	512.60		512.60	07/20/2022	INV	PD	2022 D
CHECK DATE:	07/21/2022										
6216676	22000285	06/17/2022	220721	368320	3,173.30		3,173.30	07/20/2022	INV	PD	2022 D
CHECK DATE:	07/21/2022										
6216678	22000285	06/17/2022	220721	368320	467.35		467.35	07/20/2022	INV	PD	2022 D
CHECK DATE:	07/21/2022										
6216679	22000285	06/17/2022	220721	368320	458.30		458.30	07/20/2022	INV	PD	2022 D
CHECK DATE:	07/21/2022										
6216681	22000285	06/17/2022	220721	368320	241.10		241.10	07/20/2022	INV	PD	2022 D
CHECK DATE:	07/21/2022										

VENDOR INVOICE LIST

INVOICE	P.O.	INV DATE	WARRANT	CHECK #	INVOICE NET	PAID	AMOUNT	DUE DATE	TYPE	STS	DESCR
6216683 CHECK DATE: 07/21/2022	22000285	06/17/2022	220721	368320	838.40	838.40	07/20/2022	INV	PD	2022	D
6216684 CHECK DATE: 07/21/2022	22000285	06/17/2022	220721	368320	1,037.50	1,037.50	07/20/2022	INV	PD	2022	D
6216685 CHECK DATE: 07/21/2022	22000285	06/17/2022	220721	368320	458.30	458.30	07/20/2022	INV	PD	2022	D
6216687 CHECK DATE: 07/21/2022	22000285	06/17/2022	220721	368320	539.75	539.75	07/20/2022	INV	PD	2022	D
6217829 CHECK DATE: 07/21/2022	22000285	06/20/2022	220721	368320	2,033.00	2,033.00	07/20/2022	INV	PD	2022	D
6220233 CHECK DATE: 07/21/2022	22000285	06/23/2022	220721	368320	485.45	485.45	07/20/2022	INV	PD	2022	D
6220235 CHECK DATE: 07/21/2022	22000285	06/23/2022	220721	368320	693.60	693.60	07/20/2022	INV	PD	2022	D
6220237 CHECK DATE: 07/21/2022	22000285	06/23/2022	220721	368320	512.60	512.60	07/20/2022	INV	PD	2022	D
6220238 CHECK DATE: 07/21/2022	22000285	06/23/2022	220721	368320	1,037.50	1,037.50	07/20/2022	INV	PD	2022	D
6220240 CHECK DATE: 07/21/2022	22000285	06/23/2022	220721	368320	566.90	566.90	07/20/2022	INV	PD	2022	D
6226132 CHECK DATE: 07/21/2022	22000285	06/29/2022	220721	368320	1,037.50	1,037.50	07/20/2022	INV	PD	2022	D
6226134 CHECK DATE: 07/21/2022	22000285	06/29/2022	220721	368320	494.50	494.50	07/20/2022	INV	PD	2022	D
6226135 CHECK DATE: 07/21/2022	22000285	06/29/2022	220721	368320	539.75	539.75	07/20/2022	INV	PD	2022	D
6226137 CHECK DATE: 07/21/2022	22000285	06/29/2022	220721	368320	539.75	539.75	07/20/2022	INV	PD	2022	D
6241384 CHECK DATE: 07/28/2022	22000285	07/16/2022	220728	368515	1,376.71	1,376.71	07/25/2022	INV	PD	2022	D
6241385 CHECK DATE: 07/28/2022	22000285	07/16/2022	220728	368515	683.33	683.33	07/25/2022	INV	PD	2022	D
14173 HEARTLAND BUSINESS SYSTEMS LLC					34,084.96						
528849-H CHECK DATE: 07/07/2022		06/29/2022	220707	367906	400.00	400.00	06/29/2022	INV	PD	MISC	

VENDOR INVOICE LIST

INVOICE	P.O.	INV DATE	WARRANT	CHECK #	INVOICE NET	PAID	AMOUNT	DUE DATE	TYPE	STS	DESCR
528850-H CHECK DATE: 07/07/2022		06/29/2022	220707	367906	400.00		400.00	06/29/2022	INV	PD	MISC
533946-H CHECK DATE: 07/28/2022		07/20/2022	220728	368516	1,815.00		1,815.00	07/20/2022	INV	PD	MISC
534534-H CHECK DATE: 07/28/2022	22000033	07/20/2022	220728	368516	400.00		400.00	07/25/2022	INV	PD	IT PRO
13611 HEAVY METAL PERFORMANCE					3,015.00						
11147 CHECK DATE: 07/28/2022		07/20/2022	220728	368517	3,301.44		3,301.44	07/20/2022	INV	PD	MISC
17954 HEITNER, RAY											
2022 APA CONFERENCE CHECK DATE: 07/21/2022		07/13/2022	220721	368321	400.00		400.00	07/13/2022	INV	PD	MISC
17182 HENRY SCHEIN INC											
21664575 CHECK DATE: 07/07/2022		06/29/2022	220707	367907	354.66		354.66	06/29/2022	INV	PD	MISC
21670323 CHECK DATE: 07/07/2022		06/29/2022	220707	367907	304.88		304.88	06/29/2022	INV	PD	MISC
22412358 CHECK DATE: 07/28/2022		07/20/2022	220728	368518	643.94		643.94	07/20/2022	INV	PD	MISC
22554941 CHECK DATE: 07/28/2022		07/20/2022	220728	368518	155.96		155.96	07/20/2022	INV	PD	MISC
1060 HERITAGE CORRIDOR CONVENTION &					1,459.44						
RT 66 GRANT FY22 CHECK DATE: 07/28/2022		07/20/2022	220728	368519	484,500.00		484,500.00	07/20/2022	INV	PD	MISC
1061 HERITAGE MARINE, INC											
126299 CHECK DATE: 07/07/2022		06/29/2022	220707	367908	365.84		365.84	06/29/2022	INV	PD	MISC
18044 HINSHAW & CULBERTSON LLP											
12193273		07/11/2022	220714	368090	6,435.00		6,435.00	07/11/2022	INV	PD	MISC

VENDOR INVOICE LIST

INVOICE	P.O.	INV DATE	WARRANT	CHECK #	INVOICE NET	PAID AMOUNT	DUE DATE	TYPE	STS	DESCR
CHECK DATE: 07/14/2022										
16562 HOLSTEN HUMAN CAPITAL DEVELOPMENT NFP										
JUNE 2022		06/29/2022	220707	367909	9,772.28	9,772.28	06/29/2022	INV	PD	MISC
CHECK DATE: 07/07/2022										
17947 HUGHES, NICOLE										
07/21/2022		07/20/2022	220728	368520	35.00	35.00	07/20/2022	INV	PD	MISC
CHECK DATE: 07/28/2022										
7386 I-55 AUTO SALVAGE										
193145		07/20/2022	220728	368521	140.00	140.00	07/20/2022	INV	PD	MISC
CHECK DATE: 07/28/2022										
508651		07/11/2022	220714	368091	75.00	75.00	07/11/2022	INV	PD	MISC
CHECK DATE: 07/14/2022										
508919		07/13/2022	220721	368322	53.00	53.00	07/13/2022	INV	PD	MISC
CHECK DATE: 07/21/2022										
508946		07/13/2022	220721	368322	140.00	140.00	07/13/2022	INV	PD	MISC
CHECK DATE: 07/21/2022										
				408.00						
17151 IDEXX DISTRIBUTION INC										
3109815500		07/13/2022	220721	368323	1,868.10	1,868.10	07/13/2022	INV	PD	MISC
CHECK DATE: 07/21/2022										
3109815501		07/20/2022	220728	368522	56.75	56.75	07/20/2022	INV	PD	MISC
CHECK DATE: 07/28/2022										
				1,924.85						
1175 ILL ENVIRONMENTAL PROTECTION AGENCY										
ILR400361(A)A		07/05/2022	220707	367910	1,000.00	1,000.00	07/05/2022	INV	PD	MISC
CHECK DATE: 07/07/2022										
1201 ILL SECTION AMERICAN WATERWORKS										
200071955		07/13/2022	220721	368324	72.00	72.00	07/13/2022	INV	PD	MISC
CHECK DATE: 07/21/2022										
3902 ILL STATE POLICE										

VENDOR INVOICE LIST

INVOICE	P.O.	INV DATE	WARRANT	CHECK #	INVOICE NET	PAID	AMOUNT	DUE DATE	TYPE	STS	DESCR
06/01/22-06/30/22		07/20/2022	220728	368523	169.50		169.50	07/20/2022	INV	PD	COST C
CHECK DATE: 07/28/2022											
9142 ILL STATE TOLL HIGHWAY AUTHORITY											
G121000004969		07/20/2022	220728	368524	78.05		78.05	07/20/2022	INV	PD	MISC
CHECK DATE: 07/28/2022											
G125000007332		07/20/2022	220728	368524	23.85		23.85	07/20/2022	INV	PD	MISC
CHECK DATE: 07/28/2022											
G125000007399		07/20/2022	220728	368524	5.05		5.05	07/20/2022	INV	PD	MISC
CHECK DATE: 07/28/2022											
G125000007618		07/29/2022	220729	368670	10.00		10.00	07/29/2022	INV	PD	MISC
CHECK DATE: 07/29/2022											
				116.95							
13346 INFOSEND INC											
215517	22000308	06/30/2022	220728	368527	24,372.00		24,372.00	07/25/2022	INV	PD	PRINT/
CHECK DATE: 07/28/2022											
215518		07/13/2022	220721	368325	630.76		630.76	07/13/2022	INV	PD	ACCOUN
CHECK DATE: 07/21/2022											
215988		07/05/2022	220707	367911	9,637.10		9,637.10	07/05/2022	INV	PD	MISC
CHECK DATE: 07/07/2022											
				34,639.86							
9784 INTEGRATED LAKES MANAGEMENT											
INV15879		07/11/2022	220714	368092	246.00		246.00	07/11/2022	INV	PD	MISC
CHECK DATE: 07/14/2022											
INV16550		07/20/2022	220728	368528	246.00		246.00	07/20/2022	INV	PD	MISC
CHECK DATE: 07/28/2022											
INV16628		07/20/2022	220728	368528	3,000.00		3,000.00	07/20/2022	INV	PD	MISC
CHECK DATE: 07/28/2022											
INV16642		07/20/2022	220728	368528	246.00		246.00	07/20/2022	INV	PD	MISC
CHECK DATE: 07/28/2022											
				3,738.00							
1262 INTERSTATE BATTERIES INC											
50913902		07/13/2022	220721	368326	434.06		434.06	07/13/2022	INV	PD	MISC
CHECK DATE: 07/21/2022											
50914013		06/29/2022	220707	367912	1,040.94		1,040.94	06/29/2022	INV	PD	MISC

VENDOR INVOICE LIST

INVOICE	P.O.	INV DATE	WARRANT	CHECK #	INVOICE NET	PAID	AMOUNT	DUE DATE	TYPE	STS	DESCR
CHECK DATE: 07/07/2022											
50914163		07/11/2022	220714	368093	1,446.72	1,446.72		07/11/2022	INV	PD	MISC
CHECK DATE: 07/14/2022											
50914211		07/20/2022	220728	368529	129.67	129.67		07/20/2022	INV	PD	MISC
CHECK DATE: 07/28/2022											
16805 JACK DOHENY COMPANIES INC					3,051.39						
165326		07/07/2022	220714	368094	215.00	215.00		07/07/2022	INV	PD	MISC
CHECK DATE: 07/14/2022											
16802 JACK'S CAR WASH & OIL LUBE											
705		07/11/2022	220714	368095	1,005.00	1,005.00		07/11/2022	INV	PD	MISC
CHECK DATE: 07/14/2022											
17029 JANESA STOUT											
103		07/13/2022	220721	368327	500.00	500.00		07/13/2022	INV	PD	MISC
CHECK DATE: 07/21/2022											
104		07/13/2022	220721	368327	200.00	200.00		07/13/2022	INV	PD	MISC
CHECK DATE: 07/21/2022											
1339 JCM UNIFORMS					700.00						
779151		06/29/2022	220707	367913	1,166.23	1,166.23		06/29/2022	INV	PD	MISC
CHECK DATE: 07/07/2022											
780323		06/29/2022	220707	367913	2,598.96	2,598.96		06/29/2022	INV	PD	MISC
CHECK DATE: 07/07/2022											
782911	22000193	04/07/2022	220721	368328	415.25	415.25		07/20/2022	INV	PD	CLOTHI
CHECK DATE: 07/21/2022											
783459		07/13/2022	220721	368328	487.50	487.50		07/13/2022	INV	PD	MISC
CHECK DATE: 07/21/2022											
783461	22000391	04/30/2022	220721	368328	1,917.75	1,917.75		07/20/2022	INV	PD	POLICE
CHECK DATE: 07/21/2022											
783463	22000392	04/30/2022	220721	368328	1,886.25	1,886.25		07/20/2022	INV	PD	POLICE
CHECK DATE: 07/21/2022											
783481	22000389	04/16/2022	220721	368328	1,890.55	1,890.55		07/20/2022	INV	PD	POLICE
CHECK DATE: 07/21/2022											

VENDOR INVOICE LIST

INVOICE	P.O.	INV DATE	WARRANT	CHECK #	INVOICE NET	PAID	AMOUNT	DUE DATE	TYPE	STS	DESCR
784155		07/13/2022	220721	368328	477.50		477.50	07/13/2022	INV	PD	MISC
CHECK DATE:	07/21/2022										
784166		06/29/2022	220707	367913	436.30		436.30	06/29/2022	INV	PD	MISC
CHECK DATE:	07/07/2022										
784248	22000513	07/06/2022	220721	368328	269.98		269.98	07/15/2022	INV	PD	POLICE
CHECK DATE:	07/21/2022										
784263	22000506	06/30/2022	220721	368328	269.98		269.98	07/15/2022	INV	PD	POLICE
CHECK DATE:	07/21/2022										
784265	22000504	07/07/2022	220721	368328	269.98		269.98	07/15/2022	INV	PD	POLICE
CHECK DATE:	07/21/2022										
784266	22000508	07/07/2022	220721	368328	269.98		269.98	07/15/2022	INV	PD	POLICE
CHECK DATE:	07/21/2022										
784351	22000507	07/12/2022	220721	368328	269.98		269.98	07/15/2022	INV	PD	POLICE
CHECK DATE:	07/21/2022										
784529	22000509	07/05/2022	220721	368328	269.98		269.98	07/15/2022	INV	PD	POLICE
CHECK DATE:	07/21/2022										
784561	22000514	06/30/2022	220721	368328	269.98		269.98	07/15/2022	INV	PD	POLICE
CHECK DATE:	07/21/2022										
784586	22000433	04/27/2022	220721	368328	549.26		549.26	07/20/2022	INV	PD	POLICE
CHECK DATE:	07/21/2022										
784615	22000557	05/06/2022	220721	368328	2,003.90		2,003.90	07/20/2022	INV	PD	POLICE
CHECK DATE:	07/21/2022										
784616	22000564	06/17/2022	220721	368328	1,998.65		1,998.65	07/20/2022	INV	PD	POLICE
CHECK DATE:	07/21/2022										
784619	22000558	06/17/2022	220721	368328	2,018.65		2,018.65	07/20/2022	INV	PD	POLICE
CHECK DATE:	07/21/2022										
784623	22000563	06/17/2022	220721	368328	1,998.65		1,998.65	07/20/2022	INV	PD	POLICE
CHECK DATE:	07/21/2022										
784625	22000560	06/17/2022	220721	368328	1,998.65		1,998.65	07/20/2022	INV	PD	POLICE
CHECK DATE:	07/21/2022										
784715	22000512	07/02/2022	220721	368328	269.98		269.98	07/15/2022	INV	PD	POLICE
CHECK DATE:	07/21/2022										
784803		06/29/2022	220707	367913	4.00		4.00	06/29/2022	INV	PD	MISC
CHECK DATE:	07/07/2022										
784955		07/13/2022	220721	368328	195.00		195.00	07/13/2022	INV	PD	MISC
CHECK DATE:	07/21/2022										
785094		07/20/2022	220728	368530	192.00		192.00	07/20/2022	INV	PD	MISC

VENDOR INVOICE LIST

INVOICE	P.O.	INV DATE	WARRANT	CHECK #	INVOICE NET	PAID	AMOUNT	DUE DATE	TYPE	STS	DESCR
CHECK DATE: 07/28/2022											
785252	22000510	07/05/2022	220721	368328	269.98	269.98	07/15/2022	INV	PD		POLICE
CHECK DATE: 07/21/2022											
785361		07/13/2022	220721	368328	604.00	604.00	07/13/2022	INV	PD		MISC
CHECK DATE: 07/21/2022											
785524		07/20/2022	220728	368530	195.90	195.90	07/20/2022	INV	PD		MISC
CHECK DATE: 07/28/2022											
785662		07/13/2022	220721	368328	425.25	425.25	07/13/2022	INV	PD		MISC
CHECK DATE: 07/21/2022											
785927		07/13/2022	220721	368328	41.95	41.95	07/13/2022	INV	PD		MISC
CHECK DATE: 07/21/2022											
786113		07/13/2022	220721	368328	2,865.00	2,865.00	07/13/2022	INV	PD		MISC
CHECK DATE: 07/21/2022											
786114		07/13/2022	220721	368328	2,242.50	2,242.50	07/13/2022	INV	PD		MISC
CHECK DATE: 07/21/2022											
786135	22000684	06/29/2022	220721	368328	783.35	783.35	07/15/2022	INV	PD		POLICE
CHECK DATE: 07/21/2022											
786181	22000764	07/01/2022	220721	368328	470.20	470.20	07/20/2022	INV	PD		POLICE
CHECK DATE: 07/21/2022											
786184	22000260	07/01/2022	220721	368328	549.26	549.26	07/15/2022	INV	PD		POLICE
CHECK DATE: 07/21/2022											
16112 JOHN QUAS MASONRY CO INC					32,842.28						
06/22/2022											
CHECK DATE: 07/07/2022											
18063 JOHNSON, CLAY											
06/21/2022											
CHECK DATE: 07/28/2022											
13452 JOLIET ASPHALT LLC											
21-S2086	22000232	06/17/2022	220707	367915	1,426.20	1,426.20	07/06/2022	INV	PD		2021 B
CHECK DATE: 07/07/2022											
21-S2229	22000232	06/28/2022	220714	368096	330.60	330.60	07/11/2022	INV	PD		2021 B
CHECK DATE: 07/14/2022											
21-S2232	22000232	06/28/2022	220714	368096	462.00	462.00	07/11/2022	INV	PD		2021 B

VENDOR INVOICE LIST

INVOICE	P.O.	INV DATE	WARRANT	CHECK #	INVOICE NET	PAID	AMOUNT	DUE DATE	TYPE	STS	DESCR
CHECK DATE: 07/14/2022											
21-S2236	22000232	06/29/2022	220714	368096	724.80	724.80	07/11/2022	INV	PD	2021	B
CHECK DATE: 07/14/2022											
17090 JOLIET ELECTRIC MOTORS LLC					2,943.60						
64044		07/07/2022	220714	368097	2,950.00	2,950.00	07/07/2022	INV	PD	MISC	
CHECK DATE: 07/14/2022											
1354 JOLIET MACHINE & ENGINEERING											
5095		06/29/2022	220707	367916	554.22	554.22	06/29/2022	INV	PD	MISC	
CHECK DATE: 07/07/2022											
1359 JOLIET PUBLIC LIBRARY											
07012022		07/11/2022	220714	368098	1,463.10	1,463.10	07/11/2022	INV	PD	MISC	
CHECK DATE: 07/14/2022											
1361 JOLIET REGION CHAMBER OF COMMERCE											
111104		07/20/2022	220728	368532	850.00	850.00	07/20/2022	INV	PD	MISC	
CHECK DATE: 07/28/2022											
111284		07/13/2022	220721	368329	280.00	280.00	07/13/2022	INV	PD	MISC	
CHECK DATE: 07/21/2022											
13874 JOLIET SLAMMERS - JOLIET COMMUNITY					1,130.00						
13-0917		07/11/2022	220714	368099	26,359.28	26,359.28	07/11/2022	INV	PD	MISC	
CHECK DATE: 07/14/2022											
10764 JOLIET SUSPENSION INC											
131602		07/11/2022	220714	368100	1,427.07	1,427.07	07/11/2022	INV	PD	MISC	
CHECK DATE: 07/14/2022											
131956		06/29/2022	220707	367917	2,840.46	2,840.46	06/29/2022	INV	PD	MISC	
CHECK DATE: 07/07/2022											
131997		07/11/2022	220714	368100	1,382.85	1,382.85	07/11/2022	INV	PD	MISC	
CHECK DATE: 07/14/2022											
132005		07/11/2022	220714	368100	1,489.95	1,489.95	07/11/2022	INV	PD	MISC	
CHECK DATE: 07/14/2022											

VENDOR INVOICE LIST

INVOICE	P.O.	INV DATE	WARRANT	CHECK #	INVOICE NET	PAID AMOUNT	DUE DATE	TYPE	STS	DESCR
132081		06/29/2022	220707	367917	2,453.44	2,453.44	06/29/2022	INV	PD	MISC
CHECK DATE:	07/07/2022									
132270		07/20/2022	220728	368533	1,053.31	1,053.31	07/20/2022	INV	PD	MISC
CHECK DATE:	07/28/2022									
132326		07/20/2022	220728	368533	1,024.32	1,024.32	07/20/2022	INV	PD	MISC
CHECK DATE:	07/28/2022									
132351		07/20/2022	220728	368533	69.60	69.60	07/20/2022	INV	PD	MISC
CHECK DATE:	07/28/2022									
					11,741.00					
16986 KANKAKEE CITY PUBLIC SAFETY CENTER										
2022 QTR 4 JOHNSTON		07/13/2022	220721	368331	21,000.00	21,000.00	07/13/2022	INV	PD	2022 4
CHECK DATE:	07/21/2022									
2022 QTR 4 OT		07/13/2022	220721	368331	1,120.73	1,120.73	07/13/2022	INV	PD	2022 4
CHECK DATE:	07/21/2022									
					22,120.73					
1407 KANKAKEE COUNTY SHERIFF										
2022 QTR 4 OT		07/13/2022	220721	368332	7,875.41	7,875.41	07/13/2022	INV	PD	2022 4
CHECK DATE:	07/21/2022									
2022 QTR 4 SALARIES		07/13/2022	220721	368332	63,000.00	63,000.00	07/13/2022	INV	PD	2022 4
CHECK DATE:	07/21/2022									
					70,875.41					
5161 KANKAKEE COUNTY STATES ATTORNEY'S										
2022 QTR 4 ROWE		07/13/2022	220721	368333	17,500.00	17,500.00	07/13/2022	INV	PD	2022 4
CHECK DATE:	07/21/2022									
1411 KARA COMPANY, INC										
367361		07/05/2022	220707	367918	31,078.46	31,078.46	07/05/2022	INV	PD	MISC
CHECK DATE:	07/07/2022									
367857		06/29/2022	220707	367918	1,700.00	1,700.00	06/29/2022	INV	PD	MISC
CHECK DATE:	07/07/2022									
					32,778.46					
15355 KGG LLC										
49412-13		07/11/2022	220714	368101	1,517.00	1,517.00	07/11/2022	INV	PD	MISC
CHECK DATE:	07/14/2022									

VENDOR INVOICE LIST

INVOICE	P.O.	INV DATE	WARRANT	CHECK #	INVOICE NET	PAID AMOUNT	DUE DATE	TYPE	STS	DESCR
6725 KIESLER POLICE SUPPLY										
IN193820	22000781	06/24/2022	220714	368102	1,108.38	1,108.38	07/12/2022	INV	PD	AMMUNI
CHECK DATE:	07/14/2022									
IN193838	22000780	06/24/2022	220714	368102	5,760.00	5,760.00	07/12/2022	INV	PD	AMMUNI
CHECK DATE:	07/14/2022									
IN193853	22000782	06/24/2022	220714	368102	1,552.86	1,552.86	07/12/2022	INV	PD	AMMUNI
CHECK DATE:	07/14/2022									
				8,421.24						
9312 KIMBALL MIDWEST										
100059031		06/29/2022	220707	367919	385.44	385.44	06/29/2022	INV	PD	MISC
CHECK DATE:	07/07/2022									
100088788		07/13/2022	220721	368334	169.50	169.50	07/13/2022	INV	PD	MISC
CHECK DATE:	07/21/2022									
				554.94						
1441 KIN-KO ACE STORE										
822488/8	22000023	07/06/2022	220714	368103	185.82	185.82	07/12/2022	INV	PD	2022 B
CHECK DATE:	07/14/2022									
822501/8	22000023	07/21/2022	220728	368534	161.00	161.00	07/27/2022	INV	PD	2022 B
CHECK DATE:	07/28/2022									
				346.82						
16208 KLM ENGINEERING INC										
8961	22000787	06/23/2022	220714	368104	3,600.00	3,600.00	07/12/2022	INV	PD	WELL 1
CHECK DATE:	07/14/2022									
15482 KNELL O CONNOR DANIELEWICZ										
83604-83629		07/13/2022	220721	368335	13,275.50	13,275.50	07/13/2022	INV	PD	MISC
CHECK DATE:	07/21/2022									
13535 KNIGHT EA INC										
27821-92	22000061	07/05/2022	220714	368105	5,695.10	5,695.10	07/11/2022	INV	PD	JMMRTC
CHECK DATE:	07/14/2022									
16705 KNIGHT HOPPE KURNIK AND KNIGHT										
19610		07/20/2022	220728	368535	6,394.00	6,394.00	07/20/2022	INV	PD	MISC

VENDOR INVOICE LIST

INVOICE	P.O.	INV DATE	WARRANT	CHECK #	INVOICE NET	PAID	AMOUNT	DUE DATE	TYPE	STS	DESCR
CHECK DATE: 07/28/2022											
1450 KNIGHT SECURITY ALARMS, INC											
245872		06/29/2022	220707	367920	25.00		25.00	06/29/2022	INV	PD	MISC
CHECK DATE: 07/07/2022											
15978 JAYSON KUBINSKI											
2022 BOOTS		07/20/2022	220728	368536	200.00		200.00	07/20/2022	INV	PD	2022 B
CHECK DATE: 07/28/2022											
13560 L DEGEUS & ASSOCIATES INC											
345264		07/11/2022	220714	368107	30.00		30.00	07/11/2022	INV	PD	MISC
CHECK DATE: 07/14/2022											
345265		07/11/2022	220714	368108	30.00		30.00	07/11/2022	INV	PD	MISC
CHECK DATE: 07/14/2022											
345273		07/11/2022	220714	368109	30.00		30.00	07/11/2022	INV	PD	MISC
CHECK DATE: 07/14/2022											
345508		07/11/2022	220714	368106	30.00		30.00	07/11/2022	INV	PD	MISC
CHECK DATE: 07/14/2022											
				120.00							
2607 LABOR RECORD, THE											
68721		06/29/2022	220707	367921	149.15		149.15	06/29/2022	INV	PD	MISC
CHECK DATE: 07/07/2022											
68722		06/29/2022	220707	367921	149.15		149.15	06/29/2022	INV	PD	MISC
CHECK DATE: 07/07/2022											
68723		06/29/2022	220707	367921	149.15		149.15	06/29/2022	INV	PD	MISC
CHECK DATE: 07/07/2022											
68760		07/11/2022	220714	368110	138.70		138.70	07/11/2022	INV	PD	MISC
CHECK DATE: 07/14/2022											
68761		07/11/2022	220714	368110	177.65		177.65	07/11/2022	INV	PD	MISC
CHECK DATE: 07/14/2022											
68762		07/05/2022	220707	367921	99.75		99.75	07/05/2022	INV	PD	MISC
CHECK DATE: 07/07/2022											
68763		07/05/2022	220707	367921	143.45		143.45	07/05/2022	INV	PD	MISC
CHECK DATE: 07/07/2022											
68771		07/11/2022	220714	368110	152.00		152.00	07/11/2022	INV	PD	MISC

VENDOR INVOICE LIST

INVOICE	P.O.	INV DATE	WARRANT	CHECK #	INVOICE NET	PAID AMOUNT	DUE DATE	TYPE	STS	DESCR
CHECK DATE: 07/14/2022										
					1,159.00					
1541 LAI & ASSOCIATES INC										
22-19188		07/11/2022	220714	368111	2,800.00	2,800.00	07/11/2022	INV PD	MISC	
CHECK DATE: 07/14/2022										
22-19223-2	22000520	06/29/2022	220728	368537	8,750.00	8,750.00	07/27/2022	INV PD	LIFTS-	
CHECK DATE: 07/28/2022										
					11,550.00					
13142 LAWSON PRODUCTS INC										
9309656250		06/29/2022	220707	367922	666.08	666.08	06/29/2022	INV PD	MISC	
CHECK DATE: 07/07/2022										
9309660358		06/29/2022	220707	367922	349.56	349.56	06/29/2022	INV PD	MISC	
CHECK DATE: 07/07/2022										
9309678105		06/29/2022	220707	367922	21.67	21.67	06/29/2022	INV PD	MISC	
CHECK DATE: 07/07/2022										
9309681883		06/29/2022	220707	367922	930.88	930.88	06/29/2022	INV PD	MISC	
CHECK DATE: 07/07/2022										
9309704287		07/11/2022	220714	368112	811.86	811.86	07/11/2022	INV PD	MISC	
CHECK DATE: 07/14/2022										
9309704288		07/11/2022	220714	368112	413.68	413.68	07/11/2022	INV PD	MISC	
CHECK DATE: 07/14/2022										
					3,193.73					
1519 LAYNE CHRISTENSEN COMPANY INC										
2259968	22000785	06/23/2022	220714	368113	4,367.00	4,367.00	07/12/2022	INV PD	WELL 2	
CHECK DATE: 07/14/2022										
1306 LEE JENSEN SALES CO INC										
0016610-00		07/07/2022	220714	368114	209.44	209.44	07/07/2022	INV PD	MISC	
CHECK DATE: 07/14/2022										
999181 LEGAL ADMIN FEE										
22-9789		07/20/2022	220728	368538	500.00	500.00	07/20/2022	INV PD	MISC	
CHECK DATE: 07/28/2022										
						PAYEE: KENNETH VASECKA				
999582 LEGAL CLAIM-VEHICLE										

VENDOR INVOICE LIST

INVOICE	P.O.	INV DATE	WARRANT	CHECK #	INVOICE NET	PAID AMOUNT	DUE DATE	TYPE	STS	DESCR
22 A 102 CHECK DATE: 07/28/2022		07/20/2022	220728	368539	3,523.95	3,523.95	07/20/2022	INV PD	MISC	
						PAYEE: BUDGET INN				
22 A 103 CHECK DATE: 07/28/2022		07/20/2022	220728	368540	2,213.57	2,213.57	07/20/2022	INV PD	MISC	
						PAYEE: DAVID KILE				
22 A 95 CHECK DATE: 07/21/2022		07/13/2022	220721	368336	207.70	207.70	07/13/2022	INV PD	MISC	
						PAYEE: ALEJANDRO MERIDA				
					5,945.22					
999249 LEGAL CLAIMS-SETTLEMENTS										
17-CV-04990 CHECK DATE: 07/21/2022		07/13/2022	220721	368337	7,500.00	7,500.00	07/13/2022	INV PD	MISC	
						PAYEE: CONSTANCE WATERWORTH &				
3635 LEN COX & SONS EXCAVATING										
3 CHECK DATE: 07/28/2022	22000613	07/20/2022	220728	368541	413,743.50	413,743.50	07/27/2022	INV PD	Reedwo	
17949 LENNY'S GAS N WASH ROUTE 6 AND GOUGAR LLC										
3131 CHECK DATE: 07/28/2022		07/20/2022	220728	368542	1,170.00	1,170.00	07/20/2022	INV PD	MISC	
10407 LEXIS NEXIS RISK DATA MGMT INC										
1625677-20220630 CHECK DATE: 07/14/2022		07/11/2022	220714	368115	114.93	114.93	07/11/2022	INV PD	MISC	
12311 LIEBERMANN, KENT										
2021 PREVENTATIVE CA CHECK DATE: 07/21/2022		07/13/2022	220721	368338	200.00	200.00	07/13/2022	INV PD	2021 P	
18061 LINDENMEYR MUNROE										
658851 CHECK DATE: 07/28/2022		07/22/2022	220728	368543	1,331.70	1,331.70	07/22/2022	INV PD	MISC	
70299954 RI CHECK DATE: 07/28/2022		07/20/2022	220728	368543	1,421.33	1,421.33	07/20/2022	INV PD	MISC	
					2,753.03					
15240 ERIK LINDQUIST										
2022 PREVENTATIVE CA		07/13/2022	220721	368339	200.00	200.00	07/13/2022	INV PD	2022 P	

VENDOR INVOICE LIST

INVOICE	P.O.	INV DATE	WARRANT	CHECK #	INVOICE NET	PAID AMOUNT	DUE DATE	TYPE	STS	DESCR
CHECK DATE: 07/21/2022										
12613 LOCKWOOD ANDREWS & NEWNAM INC										
130-10632-009-3	22000786	06/24/2022	220714	368116	3,003.90	3,003.90	07/12/2022	INV PD		Pressu
CHECK DATE: 07/14/2022										
13935 LOWER DUPAGE RIVER WATERSHED										
230		07/13/2022	220721	368340	27,570.47	27,570.47	07/13/2022	INV PD		MISC
CHECK DATE: 07/21/2022										
15965 REMONE LUCKETT										
2022 BOOTS		07/11/2022	220714	368117	100.00	100.00	07/11/2022	INV PD		2022 B
CHECK DATE: 07/14/2022										
CDL RENEWALA		07/05/2022	220707	367923	60.00	60.00	07/05/2022	INV PD		CDL LI
CHECK DATE: 07/07/2022										
					160.00					
18051 LUMINA PYROTECHNICS LLC										
19-1018		07/20/2022	220728	368544	7,500.00	7,500.00	07/20/2022	INV PD		MISC
CHECK DATE: 07/28/2022										
17305 M & M AUTOCRAFTS LLC										
3386		06/29/2022	220707	367924	85.00	85.00	06/29/2022	INV PD		MISC
CHECK DATE: 07/07/2022										
3392		06/29/2022	220707	367924	65.00	65.00	06/29/2022	INV PD		MISC
CHECK DATE: 07/07/2022										
3421		07/11/2022	220714	368118	555.40	555.40	07/11/2022	INV PD		MISC
CHECK DATE: 07/14/2022										
3425		07/13/2022	220721	368341	374.85	374.85	07/13/2022	INV PD		MISC
CHECK DATE: 07/21/2022										
					1,080.25					
8974 MACKEY, MICHAEL										
2022 BOOTS		07/13/2022	220721	368342	200.00	200.00	07/13/2022	INV PD		2022 B
CHECK DATE: 07/21/2022										
17500 MANSFIELD POWER AND GAS LLC										

VENDOR INVOICE LIST

INVOICE	P.O.	INV DATE	WARRANT	CHECK #	INVOICE NET	PAID AMOUNT	DUE DATE	TYPE	STS	DESCR
2000621		07/13/2022	220721	368343	3,127.69	3,127.69	07/13/2022	INV	PD	WS YOU
CHECK DATE: 07/21/2022										
2000621A		07/13/2022	220721	368343	218.84	218.84	07/13/2022	INV	PD	921 E
CHECK DATE: 07/21/2022										
2000621B		07/13/2022	220721	368343	204.69	204.69	07/13/2022	INV	PD	921 E
CHECK DATE: 07/21/2022										
					3,551.22					
6173 BRYAN MARCONI										
2022 PREVENTATIVE CA		07/11/2022	220714	368119	72.08	72.08	07/11/2022	INV	PD	2022 P
CHECK DATE: 07/14/2022										
17952 MARINO TRUCK & EQUIPMENT REPAIR INC										
74077		07/20/2022	220728	368545	2,996.88	2,996.88	07/20/2022	INV	PD	MISC
CHECK DATE: 07/28/2022										
74654		07/13/2022	220721	368344	2,992.96	2,992.96	07/13/2022	INV	PD	MISC
CHECK DATE: 07/21/2022										
					5,989.84					
16881 MARY'S POOCH PAD										
1957		07/11/2022	220714	368120	360.00	360.00	07/11/2022	INV	PD	MISC
CHECK DATE: 07/14/2022										
1972		07/13/2022	220721	368345	270.00	270.00	07/13/2022	INV	PD	MISC
CHECK DATE: 07/21/2022										
					630.00					
1679 MC MASTER-CARR SUPPLY CO										
80090116		07/11/2022	220714	368121	32.97	32.97	07/11/2022	INV	PD	MISC
CHECK DATE: 07/14/2022										
80093218		06/29/2022	220707	367925	232.61	232.61	06/29/2022	INV	PD	MISC
CHECK DATE: 07/07/2022										
80105601		06/29/2022	220707	367925	109.37	109.37	06/29/2022	INV	PD	MISC
CHECK DATE: 07/07/2022										
80418067		07/13/2022	220721	368346	384.94	384.94	07/13/2022	INV	PD	MISC
CHECK DATE: 07/21/2022										
80419631		07/13/2022	220721	368346	674.27	674.27	07/13/2022	INV	PD	MISC
CHECK DATE: 07/21/2022										
80422735		07/13/2022	220721	368346	1,387.28	1,387.28	07/13/2022	INV	PD	MISC

VENDOR INVOICE LIST

INVOICE	P.O.	INV DATE	WARRANT	CHECK #	INVOICE NET	PAID AMOUNT	DUE DATE	TYPE	STS	DESCR
CHECK DATE: 07/21/2022										
80495502		07/07/2022	220714	368121	324.93	324.93	07/07/2022	INV	PD	MISC
CHECK DATE: 07/14/2022										
80644155		07/13/2022	220721	368346	65.01	65.01	07/13/2022	INV	PD	MISC
CHECK DATE: 07/21/2022										
80732884		07/13/2022	220721	368346	1,602.65	1,602.65	07/13/2022	INV	PD	MISC
CHECK DATE: 07/21/2022										
80781177		07/11/2022	220714	368121	432.36	432.36	07/11/2022	INV	PD	MISC
CHECK DATE: 07/14/2022										
81258751		07/20/2022	220728	368546	37.66	37.66	07/20/2022	INV	PD	MISC
CHECK DATE: 07/28/2022										
					5,284.05					
5651 MCCANN INDUSTRIES, INC										
P44478		07/11/2022	220714	368122	439.20	439.20	07/11/2022	INV	PD	MISC
CHECK DATE: 07/14/2022										
P44780		07/20/2022	220728	368547	-24.60	-24.60	07/20/2022	CRM	PD	CREDIT
CHECK DATE: 07/28/2022										
P44795		07/20/2022	220728	368547	2,836.17	2,836.17	07/20/2022	INV	PD	MISC
CHECK DATE: 07/28/2022										
					3,250.77					
10340 ME SIMPSON CO INC										
38733	22000299	05/31/2022	220707	367926	11,165.00	11,165.00	07/06/2022	INV	PD	waterl
CHECK DATE: 07/07/2022										
38734	22000543	05/31/2022	220707	367926	3,725.00	3,725.00	07/06/2022	INV	PD	2022 W
CHECK DATE: 07/07/2022										
38897	22000543	06/30/2022	220721	368347	14,051.25	14,051.25	07/20/2022	INV	PD	2022 W
CHECK DATE: 07/21/2022										
					28,941.25					
13281 MEDWORKS-JOLIET										
269039-003		07/11/2022	220714	368123	85.00	85.00	07/11/2022	INV	PD	MISC
CHECK DATE: 07/14/2022										
269326-003		07/20/2022	220728	368548	85.00	85.00	07/20/2022	INV	PD	MISC
CHECK DATE: 07/28/2022										
269589-003		07/11/2022	220714	368123	85.00	85.00	07/11/2022	INV	PD	MISC
CHECK DATE: 07/14/2022										

VENDOR INVOICE LIST

INVOICE	P.O.	INV DATE	WARRANT	CHECK #	INVOICE NET	PAID	AMOUNT	DUE DATE	TYPE	STS	DESCR
274360-001		07/20/2022	220728	368548	50.00	50.00	07/20/2022	INV	PD	MISC	
CHECK DATE:	07/28/2022										
274361-001		07/20/2022	220728	368548	50.00	50.00	07/20/2022	INV	PD	MISC	
CHECK DATE:	07/28/2022										
13563 MENARDS-CRESTHILL				355.00							
38193		07/05/2022	220707	367927	161.18	161.18	07/05/2022	INV	PD	MISC	
CHECK DATE:	07/07/2022										
38270		07/05/2022	220707	367927	85.98	85.98	07/05/2022	INV	PD	MISC	
CHECK DATE:	07/07/2022										
38988	22000003	06/28/2022	220721	368348	98.52	98.52	07/20/2022	INV	PD	HARDWA	
CHECK DATE:	07/21/2022										
39057		07/13/2022	220721	368348	459.80	459.80	07/13/2022	INV	PD	MISC	
CHECK DATE:	07/21/2022										
39105		07/13/2022	220721	368348	321.86	321.86	07/13/2022	INV	PD	MISC	
CHECK DATE:	07/21/2022										
39653	22000003	07/13/2022	220728	368549	147.94	147.94	07/25/2022	INV	PD	HARDWA	
CHECK DATE:	07/28/2022										
1704 MENARDS-JOLIET				1,275.28							
16092		07/13/2022	220721	368349	316.78	316.78	07/13/2022	INV	PD	MISC	
CHECK DATE:	07/21/2022										
16696		07/13/2022	220721	368349	79.96	79.96	07/13/2022	INV	PD	MISC	
CHECK DATE:	07/21/2022										
18844		07/07/2022	220714	368124	34.57	34.57	07/07/2022	INV	PD	MISC	
CHECK DATE:	07/14/2022										
20627		06/29/2022	220707	367928	947.24	947.24	06/29/2022	INV	PD	MISC	
CHECK DATE:	07/07/2022										
20711		07/13/2022	220721	368349	97.14	97.14	07/13/2022	INV	PD	MISC	
CHECK DATE:	07/21/2022										
20800		06/29/2022	220707	367928	318.91	318.91	06/29/2022	INV	PD	MISC	
CHECK DATE:	07/07/2022										
20827-A		06/29/2022	220707	367928	177.22	177.22	06/29/2022	INV	PD	MISC	
CHECK DATE:	07/07/2022										
21029		06/29/2022	220707	367928	503.94	503.94	06/29/2022	INV	PD	MISC	

VENDOR INVOICE LIST

INVOICE	P.O.	INV DATE	WARRANT	CHECK #	INVOICE NET	PAID	AMOUNT	DUE DATE	TYPE	STS	DESCR
CHECK DATE: 07/07/2022											
21052		06/29/2022	220707	367928	49.40	49.40	06/29/2022	INV	PD	MISC	
CHECK DATE: 07/07/2022											
21259		07/13/2022	220721	368349	116.65	116.65	07/13/2022	INV	PD	MISC	
CHECK DATE: 07/21/2022											
21282	22000069	06/14/2022	220707	367928	39.43	39.43	07/06/2022	INV	PD	WELLS-	
CHECK DATE: 07/07/2022											
21360		07/13/2022	220721	368349	157.95	157.95	07/13/2022	INV	PD	MISC	
CHECK DATE: 07/21/2022											
21380	22000065	06/15/2022	220707	367928	29.75	29.75	07/06/2022	INV	PD	East-M	
CHECK DATE: 07/07/2022											
21452		07/05/2022	220707	367928	94.89	94.89	07/05/2022	INV	PD	MISC	
CHECK DATE: 07/07/2022											
21464		07/13/2022	220721	368349	89.92	89.92	07/13/2022	INV	PD	MISC	
CHECK DATE: 07/21/2022											
21470	22000069	06/16/2022	220707	367928	100.31	100.31	07/06/2022	INV	PD	WELLS-	
CHECK DATE: 07/07/2022											
21478		07/07/2022	220714	368124	25.96	25.96	07/07/2022	INV	PD	MISC	
CHECK DATE: 07/14/2022											
21496		07/07/2022	220714	368124	30.82	30.82	07/07/2022	INV	PD	MISC	
CHECK DATE: 07/14/2022											
21551-A	22000069	06/17/2022	220707	367928	338.95	338.95	07/06/2022	INV	PD	WELLS-	
CHECK DATE: 07/07/2022											
21601		07/13/2022	220721	368349	177.34	177.34	07/13/2022	INV	PD	MISC	
CHECK DATE: 07/21/2022											
21714	22000003	06/19/2022	220707	367928	62.68	62.68	07/06/2022	INV	PD	HARDWA	
CHECK DATE: 07/07/2022											
21772		07/13/2022	220721	368349	38.97	38.97	07/13/2022	INV	PD	MISC	
CHECK DATE: 07/21/2022											
21790		07/05/2022	220707	367928	176.13	176.13	07/05/2022	INV	PD	MISC	
CHECK DATE: 07/07/2022											
21878		06/29/2022	220707	367928	48.49	48.49	06/29/2022	INV	PD	MISC	
CHECK DATE: 07/07/2022											
21979	22000066	06/22/2022	220714	368124	77.91	77.91	07/12/2022	INV	PD	WSTP-M	
CHECK DATE: 07/14/2022											
21983		07/13/2022	220721	368349	59.06	59.06	07/13/2022	INV	PD	MISC	
CHECK DATE: 07/21/2022											

VENDOR INVOICE LIST

INVOICE	P.O.	INV DATE	WARRANT	CHECK #	INVOICE NET	PAID	AMOUNT	DUE DATE	TYPE	STS	DESCR
21991 CHECK DATE: 07/14/2022	22000067	06/22/2022	220714	368124	527.28	527.28	07/12/2022	INV	PD	Aux	Sa
22070 CHECK DATE: 07/14/2022	22000066	06/23/2022	220714	368124	394.36	394.36	07/11/2022	INV	PD	WSTP-M	
22078 CHECK DATE: 07/14/2022	22000066	06/23/2022	220714	368124	110.49	110.49	07/11/2022	INV	PD	WSTP-M	
22151 CHECK DATE: 07/21/2022		07/13/2022	220721	368349	43.92	43.92	07/13/2022	INV	PD	MISC	
22152 CHECK DATE: 07/21/2022		07/13/2022	220721	368349	137.92	137.92	07/13/2022	INV	PD	MISC	
22159 CHECK DATE: 07/14/2022	22000066	06/24/2022	220714	368124	10.29	10.29	07/11/2022	INV	PD	WSTP-M	
22162 CHECK DATE: 07/14/2022		07/11/2022	220714	368124	2,999.96	2,999.96	07/11/2022	INV	PD	MISC	
22163 CHECK DATE: 07/14/2022		07/11/2022	220714	368124	200.40	200.40	07/11/2022	INV	PD	MISC	
22384 CHECK DATE: 07/21/2022	22000066	06/27/2022	220721	368349	-99.00	-99.00	06/27/2022	CRM	PD	WSTP-M	
22385 CHECK DATE: 07/21/2022	22000066	06/27/2022	220721	368349	46.94	46.94	07/20/2022	INV	PD	WSTP-M	
22400 CHECK DATE: 07/21/2022		07/13/2022	220721	368349	93.77	93.77	07/13/2022	INV	PD	MISC	
22403 CHECK DATE: 07/21/2022		07/13/2022	220721	368349	162.87	162.87	07/13/2022	INV	PD	MISC	
22435 CHECK DATE: 07/21/2022	22000069	06/27/2022	220721	368349	72.02	72.02	07/20/2022	INV	PD	WELLS-	
22519 CHECK DATE: 07/21/2022	22000069	06/28/2022	220721	368349	139.65	139.65	07/20/2022	INV	PD	WELLS-	
22588 CHECK DATE: 07/14/2022		07/11/2022	220714	368124	7.62	7.62	07/11/2022	INV	PD	MISC	
22602 CHECK DATE: 07/21/2022		07/13/2022	220721	368349	402.93	402.93	07/13/2022	INV	PD	MISC	
22610 CHECK DATE: 07/14/2022		07/11/2022	220714	368124	2,096.46	2,096.46	07/11/2022	INV	PD	MISC	
22671 CHECK DATE: 07/21/2022	22000030	06/30/2022	220721	368349	186.21	186.21	07/20/2022	INV	PD	JANITO	

VENDOR INVOICE LIST

INVOICE	P.O.	INV DATE	WARRANT	CHECK #	INVOICE NET	PAID	AMOUNT	DUE DATE	TYPE	STS	DESCR
22676		07/20/2022	220728	368550	22.99		22.99	07/20/2022	INV	PD	MISC
CHECK DATE:	07/28/2022										
22692	22000066	06/30/2022	220728	368550	25.95		25.95	07/27/2022	INV	PD	WSTP-M
CHECK DATE:	07/28/2022										
22699	22000065	06/30/2022	220728	368550	330.40		330.40	07/27/2022	INV	PD	East-M
CHECK DATE:	07/28/2022										
22758		07/20/2022	220728	368550	801.30		801.30	07/20/2022	INV	PD	MISC
CHECK DATE:	07/28/2022										
22761		07/20/2022	220728	368550	73.35		73.35	07/20/2022	INV	PD	MISC
CHECK DATE:	07/28/2022										
22776	22000066	07/01/2022	220728	368550	5.88		5.88	07/27/2022	INV	PD	WSTP-M
CHECK DATE:	07/28/2022										
22792 A		07/20/2022	220728	368550	874.94		874.94	07/20/2022	INV	PD	MISC
CHECK DATE:	07/28/2022										
22849		07/20/2022	220728	368550	728.58		728.58	07/20/2022	INV	PD	MISC
CHECK DATE:	07/28/2022										
22931		07/20/2022	220728	368550	165.76		165.76	07/20/2022	INV	PD	MISC
CHECK DATE:	07/28/2022										
23149		07/20/2022	220728	368550	31.33		31.33	07/20/2022	INV	PD	MISC
CHECK DATE:	07/28/2022										
23168		07/20/2022	220728	368550	64.94		64.94	07/20/2022	INV	PD	MISC
CHECK DATE:	07/28/2022										
23169		07/20/2022	220728	368550	247.98		247.98	07/20/2022	INV	PD	MISC
CHECK DATE:	07/28/2022										
23260		07/20/2022	220728	368550	156.19		156.19	07/20/2022	INV	PD	MISC
CHECK DATE:	07/28/2022										
23276	22000065	07/07/2022	220728	368550	21.69		21.69	07/27/2022	INV	PD	East-M
CHECK DATE:	07/28/2022										
23317	22000003	07/07/2022	220728	368550	233.19		233.19	07/25/2022	INV	PD	HARDWA
CHECK DATE:	07/28/2022										
23350	22000069	07/08/2022	220728	368550	105.11		105.11	07/27/2022	INV	PD	WELLS-
CHECK DATE:	07/28/2022										
23767-A		07/20/2022	220728	368550	138.63		138.63	07/20/2022	INV	PD	MISC
CHECK DATE:	07/28/2022										
23878	22000003	07/14/2022	220728	368550	594.48		594.48	07/25/2022	INV	PD	HARDWA
CHECK DATE:	07/28/2022										
24298		07/20/2022	220728	368550	168.23		168.23	07/20/2022	INV	PD	MISC

VENDOR INVOICE LIST

INVOICE	P.O.	INV DATE	WARRANT	CHECK #	INVOICE NET	PAID AMOUNT	DUE DATE	TYPE	STS	DESCR
CHECK DATE: 07/28/2022										
					16,515.38					
12096 METRA										
FTI0009305		07/13/2022	220721	368350	16,835.50	16,835.50	07/13/2022	INV PD		MISC
CHECK DATE: 07/21/2022										
1713 METROPOLITAN INDUSTRIES										
INV040225		07/07/2022	220714	368125	413.00	413.00	07/07/2022	INV PD		MISC
CHECK DATE: 07/14/2022										
INV040642		07/13/2022	220721	368351	1,062.00	1,062.00	07/13/2022	INV PD		MISC
CHECK DATE: 07/21/2022										
					1,475.00					
13052 METROPOLITAN MAYORS CAUCUS										
2022-26		07/19/2022	220721	368352	3,860.00	3,860.00	07/19/2022	INV PD		MISC
CHECK DATE: 07/21/2022										
12928 MID CENTRAL ENTERPRISES INC										
158 N CHICAGO ST		07/13/2022	220721	368353	4,200.00	4,200.00	07/13/2022	INV PD		MISC
CHECK DATE: 07/21/2022										
18020 MIDWEST CLEAN CARE										
5158		07/05/2022	220707	367929	475.00	475.00	07/05/2022	INV PD		MISC
CHECK DATE: 07/07/2022										
8899 MIDWEST FUEL INJECTION SERVICE										
P612857		06/29/2022	220707	367930	499.50	499.50	06/29/2022	INV PD		MISC
CHECK DATE: 07/07/2022										
16683 MIDWEST MECHANICAL										
112129678	22000774	05/31/2022	220707	367931	6,398.20	6,398.20	07/06/2022	INV PD		ESTP-S
CHECK DATE: 07/07/2022										
14244 MIDWEST SEPTIC AND DRAIN INC										
10640		06/29/2022	220707	367932	205.00	205.00	06/29/2022	INV PD		MISC
CHECK DATE: 07/07/2022										

VENDOR INVOICE LIST

INVOICE	P.O.	INV DATE	WARRANT	CHECK #	INVOICE NET	PAID AMOUNT	DUE DATE	TYPE	STS	DESCR
10746		07/20/2022	220728	368551	1,400.00	1,400.00	07/20/2022	INV	PD	MISC
CHECK DATE: 07/28/2022										
					1,605.00					
7435 MIDWEST SUPPLY CO										
326702		07/13/2022	220721	368354	564.32	564.32	07/13/2022	INV	PD	MISC
CHECK DATE: 07/21/2022										
326703		07/13/2022	220721	368354	285.11	285.11	07/13/2022	INV	PD	MISC
CHECK DATE: 07/21/2022										
326717		07/13/2022	220721	368354	416.76	416.76	07/13/2022	INV	PD	MISC
CHECK DATE: 07/21/2022										
326718		07/13/2022	220721	368354	53.47	53.47	07/13/2022	INV	PD	MISC
CHECK DATE: 07/21/2022										
326773		07/13/2022	220721	368354	500.70	500.70	07/13/2022	INV	PD	MISC
CHECK DATE: 07/21/2022										
					1,820.36					
15825 MIKE'S FURNITURE										
599182		07/11/2022	220714	368126	543.73	543.73	07/11/2022	INV	PD	MISC
CHECK DATE: 07/14/2022										
16235 MINARICH GRAPHICS / ALLEGRA JOLIET										
121614-B		06/29/2022	220707	367933	43.70	43.70	06/29/2022	INV	PD	MISC
CHECK DATE: 07/07/2022										
121614-C		07/11/2022	220714	368127	29.75	29.75	07/11/2022	INV	PD	MISC
CHECK DATE: 07/14/2022										
121692-A		07/11/2022	220714	368127	29.75	29.75	07/11/2022	INV	PD	MISC
CHECK DATE: 07/14/2022										
					103.20					
10034 MINER ELECTRONICS CORP										
336772		06/29/2022	220707	367934	744.74	744.74	06/29/2022	INV	PD	MISC
CHECK DATE: 07/07/2022										
337049		07/11/2022	220714	368128	725.67	725.67	07/11/2022	INV	PD	MISC
CHECK DATE: 07/14/2022										
					1,470.41					
15143 MINUTEMAN PRESS OF JOLIET										

VENDOR INVOICE LIST

INVOICE	P.O.	INV DATE	WARRANT	CHECK #	INVOICE NET	PAID	AMOUNT	DUE DATE	TYPE	STS	DESCR
29186		07/11/2022	220714	368129	40.00		40.00	07/11/2022	INV	PD	MISC
CHECK DATE: 07/14/2022											
29231		07/13/2022	220721	368355	1,036.30		1,036.30	07/13/2022	INV	PD	MISC
CHECK DATE: 07/21/2022											
1768 MONROE TRUCK EQUIPMENT					1,076.30						
337680		06/29/2022	220707	367935	693.15		693.15	06/29/2022	INV	PD	MISC
CHECK DATE: 07/07/2022											
1793 MOTOROLA SOLUTIONS - STARCOM											
6310120220103	22000140	02/01/2022	220728	368552	17,544.00		17,544.00	07/25/2022	INV	PD	RENTAL
CHECK DATE: 07/28/2022											
6376420220201	22000140	03/01/2022	220728	368552	17,544.00		17,544.00	07/25/2022	INV	PD	RENTAL
CHECK DATE: 07/28/2022											
6651320220601	22000140	03/01/2022	220728	368552	17,544.00		17,544.00	07/25/2022	INV	PD	RENTAL
CHECK DATE: 07/28/2022											
8281409872		07/11/2022	220714	368131	866.46		866.46	07/11/2022	INV	PD	MISC
CHECK DATE: 07/14/2022											
8330223594		07/11/2022	220714	368131	615.00		615.00	07/11/2022	INV	PD	MISC
CHECK DATE: 07/14/2022											
11463 MUNICIPAL EMERGENCY SERVICES INC					54,113.46						
IN1724948		06/29/2022	220707	367936	258.00		258.00	06/29/2022	INV	PD	MISC
CHECK DATE: 07/07/2022											
IN1725568		07/11/2022	220714	368132	1,152.00		1,152.00	07/11/2022	INV	PD	MISC
CHECK DATE: 07/14/2022											
1808 MUNICIPAL MARKING DST INC					1,410.00						
33527		07/07/2022	220714	368133	1,959.00		1,959.00	07/07/2022	INV	PD	MISC
CHECK DATE: 07/14/2022											
12821 MURRAY, TIMOTHY											
2022 BOOTS		07/11/2022	220714	368134	176.95		176.95	07/11/2022	INV	PD	2022 B
CHECK DATE: 07/14/2022											

VENDOR INVOICE LIST

INVOICE	P.O.	INV DATE	WARRANT	CHECK #	INVOICE NET	PAID	AMOUNT	DUE DATE	TYPE	STS	DESCR
16242 NALCO WATER PRETREATMENT SOLUTIONS LLC											
2646128		07/13/2022	220721	368356	193.50		193.50	07/13/2022	INV	PD	MISC
CHECK DATE: 07/21/2022											
1336 NAPA GENUINE PARTS											
3104-769741		07/13/2022	220721	368357	113.52		113.52	07/13/2022	INV	PD	MISC
CHECK DATE: 07/21/2022											
3104-770712		07/13/2022	220721	368357	414.98		414.98	07/13/2022	INV	PD	MISC
CHECK DATE: 07/21/2022											
3104-771804		07/13/2022	220721	368357	125.02		125.02	07/13/2022	INV	PD	MISC
CHECK DATE: 07/21/2022											
3104-771833		07/13/2022	220721	368357	45.10		45.10	07/13/2022	INV	PD	MISC
CHECK DATE: 07/21/2022											
3104-771898		07/11/2022	220714	368135	-335.41		-335.41	07/11/2022	CRM	PD	CREDIT
CHECK DATE: 07/14/2022											
3104-772109		07/11/2022	220714	368135	-405.51		-405.51	07/11/2022	CRM	PD	CREDIT
CHECK DATE: 07/14/2022											
3104-772888		07/13/2022	220721	368357	45.24		45.24	07/13/2022	INV	PD	MISC
CHECK DATE: 07/21/2022											
3104-773047		07/11/2022	220714	368135	-66.67		-66.67	07/11/2022	CRM	PD	CREDIT
CHECK DATE: 07/14/2022											
3104-773191		07/13/2022	220721	368357	107.04		107.04	07/13/2022	INV	PD	MISC
CHECK DATE: 07/21/2022											
3104-773248		07/13/2022	220721	368357	64.64		64.64	07/13/2022	INV	PD	MISC
CHECK DATE: 07/21/2022											
3104-773296		07/11/2022	220714	368135	44.58		44.58	07/11/2022	INV	PD	MISC
CHECK DATE: 07/14/2022											
3104-773330		07/13/2022	220721	368357	123.90		123.90	07/13/2022	INV	PD	MISC
CHECK DATE: 07/21/2022											
3104-7733868		07/20/2022	220728	368553	13.32		13.32	07/20/2022	INV	PD	MISC
CHECK DATE: 07/28/2022											
3104-773389		07/11/2022	220714	368135	168.16		168.16	07/11/2022	INV	PD	MISC
CHECK DATE: 07/14/2022											
3104-773399		07/11/2022	220714	368135	690.60		690.60	07/11/2022	INV	PD	MISC
CHECK DATE: 07/14/2022											
3104-773443		07/13/2022	220721	368357	16.49		16.49	07/13/2022	INV	PD	MISC
CHECK DATE: 07/21/2022											

VENDOR INVOICE LIST

INVOICE	P.O.	INV DATE	WARRANT	CHECK #	INVOICE NET	PAID	AMOUNT	DUE DATE	TYPE	STS	DESCR
3104-773444 CHECK DATE: 07/21/2022		07/13/2022	220721	368357	16.49		16.49	07/13/2022	INV	PD	MISC
3104-773460 CHECK DATE: 07/14/2022		07/11/2022	220714	368135	-18.00		-18.00	07/11/2022	CRM	PD	CREDIT
3104-773534 CHECK DATE: 07/14/2022		07/11/2022	220714	368135	132.54		132.54	07/11/2022	INV	PD	MISC
3104-773583 CHECK DATE: 07/28/2022		07/20/2022	220728	368553	81.36		81.36	07/20/2022	INV	PD	MISC
3104-773730 CHECK DATE: 07/14/2022		07/11/2022	220714	368135	438.05		438.05	07/11/2022	INV	PD	MISC
3104-773907 CHECK DATE: 07/28/2022		07/20/2022	220728	368553	26.64		26.64	07/20/2022	INV	PD	MISC
3104-773915 CHECK DATE: 07/21/2022		07/13/2022	220721	368357	314.56		314.56	07/13/2022	INV	PD	MISC
3104-774327 CHECK DATE: 07/28/2022		07/20/2022	220728	368553	593.69		593.69	07/20/2022	INV	PD	MISC
3104-77470 CHECK DATE: 07/28/2022		07/20/2022	220728	368553	154.53		154.53	07/20/2022	INV	PD	MISC
16808 NATIONAL INDUSTRIAL MAINTENANCE INC					2,904.86						
28063 CHECK DATE: 07/28/2022	22000365	06/13/2022	220728	368554	13,857.00		13,857.00	07/27/2022	INV	PD	Emerge
1858 NATIONAL POWER RODDING CORP											
53367 CHECK DATE: 07/14/2022	22000448	06/30/2022	220714	368136	49,099.88		49,099.88	07/11/2022	INV	PD	2022 S
17946 NEW ERA SPREADING INC											
362 CHECK DATE: 07/14/2022	22000429	06/28/2022	220714	368137	54,592.38		54,592.38	07/11/2022	INV	PD	2022 B
1885 NORLAB INC											
86287 CHECK DATE: 07/07/2022		06/29/2022	220707	367937	988.00		988.00	06/29/2022	INV	PD	MISC
1896 NORTHERN ILL GAS CO DIV											

VENDOR INVOICE LIST

INVOICE	P.O.	INV DATE	WARRANT	CHECK #	INVOICE NET	PAID	AMOUNT	DUE DATE	TYPE	STS	DESCR
00-19-94-5205 CHECK DATE: 07/07/2022		06/29/2022	220707	367938	50.64		50.64	06/29/2022	INV	PD	50 S C
07-06-27-6265 CHECK DATE: 07/07/2022		07/05/2022	220707	367938	156.75		156.75	07/05/2022	INV	PD	1 E CA
07-98-40-2000 CHECK DATE: 07/07/2022		07/05/2022	220707	367938	49.13		49.13	07/05/2022	INV	PD	3322 M
09-97-97-1493 CHECK DATE: 07/07/2022		06/29/2022	220707	367938	50.75		50.75	06/29/2022	INV	PD	199 MI
13-59-97-1989 CHECK DATE: 07/07/2022		06/29/2022	220707	367938	283.27		283.27	06/29/2022	INV	PD	450 LA
15-21-61-2000 CHECK DATE: 07/14/2022		07/07/2022	220714	368138	1,307.16		1,307.16	07/07/2022	INV	PD	1021 M
16-47-97-2953 CHECK DATE: 07/21/2022		07/19/2022	220721	368358	50.60		50.60	07/19/2022	INV	PD	1100 N
20-02-26-6413 CHECK DATE: 07/07/2022		07/05/2022	220707	367938	161.59		161.59	07/05/2022	INV	PD	2750 M
22-85-69-4782 CHECK DATE: 07/28/2022		07/20/2022	220728	368556	488.99		488.99	07/20/2022	INV	PD	2001 A
24-17-48-7803 CHECK DATE: 07/07/2022		07/05/2022	220707	367938	161.70		161.70	07/05/2022	INV	PD	401 WO
27-23-80-1616 CHECK DATE: 07/14/2022		07/07/2022	220714	368138	48.94		48.94	07/07/2022	INV	PD	2704 L
33-51-04-1786 CHECK DATE: 07/07/2022		07/05/2022	220707	367938	178.34		178.34	07/05/2022	INV	PD	1021 W
37-09-62-6669 CHECK DATE: 07/07/2022		07/05/2022	220707	367938	62.45		62.45	07/05/2022	INV	PD	1021 W
42-02-45-0461 CHECK DATE: 07/07/2022		07/05/2022	220707	367938	49.09		49.09	07/05/2022	INV	PD	2500 M
53-24-22-2000 CHECK DATE: 07/07/2022		07/05/2022	220707	367938	1,820.94		1,820.94	07/05/2022	INV	PD	19 W C
53-49-21-2000 CHECK DATE: 07/21/2022		07/19/2022	220721	368358	49.28		49.28	07/19/2022	INV	PD	WS YOU
57-37-11-2000 CHECK DATE: 07/21/2022		07/19/2022	220721	368358	166.98		166.98	07/19/2022	INV	PD	105 TW
65-37-82-2000 CHECK DATE: 07/07/2022		07/05/2022	220707	367938	161.22		161.22	07/05/2022	INV	PD	815 CA

VENDOR INVOICE LIST

INVOICE	P.O.	INV DATE	WARRANT	CHECK #	INVOICE NET	PAID	AMOUNT	DUE DATE	TYPE	STS	DESCR
66-81-19-2906 CHECK DATE:	07/28/2022	07/22/2022	220728	368556	928.18		928.18	07/22/2022	INV	PD	8301 J
75-37-82-5210 CHECK DATE:	07/21/2022	07/19/2022	220721	368358	55.79		55.79	07/19/2022	INV	PD	2122 M
80-26-09-9090 CHECK DATE:	07/07/2022	07/05/2022	220707	367938	49.26		49.26	07/05/2022	INV	PD	106 FA
88-69-74-2099 CHECK DATE:	07/07/2022	07/05/2022	220707	367938	156.76		156.76	07/05/2022	INV	PD	1301 F
88-93-65-5062 CHECK DATE:	07/07/2022	07/05/2022	220707	367938	156.75		156.75	07/05/2022	INV	PD	NS CAM
90-91-56-2248 CHECK DATE:	07/07/2022	06/29/2022	220707	367938	49.12		49.12	06/29/2022	INV	PD	10 S C
99-12-22-6609 CHECK DATE:	07/21/2022	07/19/2022	220721	368358	59.10		59.10	07/19/2022	INV	PD	3500 C
				6,752.78							
1902 NORWALK TANK CO											
182306 CHECK DATE:	07/21/2022	07/13/2022	220721	368359	537.40		537.40	07/13/2022	INV	PD	MISC
182331 CHECK DATE:	07/21/2022	07/13/2022	220721	368359	80.00		80.00	07/13/2022	INV	PD	MISC
182332 CHECK DATE:	07/21/2022	07/13/2022	220721	368359	409.00		409.00	07/13/2022	INV	PD	MISC
182397 CHECK DATE:	07/21/2022	07/13/2022	220721	368359	28.62		28.62	07/13/2022	INV	PD	MISC
182526 CHECK DATE:	07/21/2022	07/13/2022	220721	368359	228.96		228.96	07/13/2022	INV	PD	MISC
				1,283.98							
17730 NTS TRENCH PLATE RENTAL CO											
465755 CHECK DATE:	07/21/2022	07/13/2022	220721	368360	120.00		120.00	07/13/2022	INV	PD	MISC
472588 CHECK DATE:	07/21/2022	07/13/2022	220721	368360	360.00		360.00	07/13/2022	INV	PD	MISC
				480.00							
18000 OCAMAR LANDSCAPING											
062422		07/05/2022	220707	367939	50.00		50.00	07/05/2022	INV	PD	MISC

VENDOR INVOICE LIST

INVOICE	P.O.	INV DATE	WARRANT	CHECK #	INVOICE NET	PAID	AMOUNT	DUE DATE	TYPE	STS	DESCR
CHECK	DATE:	07/07/2022									
100	CHECK	DATE:	07/13/2022	220721	368361	70.00	70.00	07/13/2022	INV	PD	MISC
101	CHECK	DATE:	07/13/2022	220721	368361	150.00	150.00	07/13/2022	INV	PD	MISC
102	CHECK	DATE:	07/13/2022	220721	368361	80.00	80.00	07/13/2022	INV	PD	MISC
104	CHECK	DATE:	07/13/2022	220721	368361	45.00	45.00	07/13/2022	INV	PD	MISC
105	CHECK	DATE:	07/20/2022	220728	368557	500.00	500.00	07/20/2022	INV	PD	MISC
106	CHECK	DATE:	07/20/2022	220728	368557	50.00	50.00	07/20/2022	INV	PD	MISC
107	CHECK	DATE:	07/20/2022	220728	368557	48.00	48.00	07/20/2022	INV	PD	MISC
108	CHECK	DATE:	07/20/2022	220728	368557	500.00	500.00	07/20/2022	INV	PD	MISC
62922A	CHECK	DATE:	07/05/2022	220707	367939	80.00	80.00	07/05/2022	INV	PD	MISC
62922B	CHECK	DATE:	07/05/2022	220707	367939	50.00	50.00	07/05/2022	INV	PD	MISC
62922C	CHECK	DATE:	07/05/2022	220707	367939	50.00	50.00	07/05/2022	INV	PD	MISC
62922D	CHECK	DATE:	07/05/2022	220707	367939	40.00	40.00	07/05/2022	INV	PD	MISC
62922E	CHECK	DATE:	07/05/2022	220707	367939	60.00	60.00	07/05/2022	INV	PD	MISC
62922F	CHECK	DATE:	07/05/2022	220707	367939	50.00	50.00	07/05/2022	INV	PD	MISC
62922G	CHECK	DATE:	07/05/2022	220707	367939	50.00	50.00	07/05/2022	INV	PD	MISC
62922H	CHECK	DATE:	07/05/2022	220707	367939	70.00	70.00	07/05/2022	INV	PD	MISC
93	CHECK	DATE:	06/29/2022	220707	367939	50.00	50.00	06/29/2022	INV	PD	MISC

VENDOR INVOICE LIST

INVOICE	P.O.	INV DATE	WARRANT	CHECK #	INVOICE NET	PAID	AMOUNT	DUE DATE	TYPE	STS	DESCR
17993 ODP BUSINESS SOLUTIONS LLC					1,993.00						
236517162001		06/29/2022	220707	367940	-11.18	-11.18	06/29/2022	CRM	PD	CREDIT	
CHECK DATE:	07/07/2022										
249146033001		06/29/2022	220707	367940	6.83	6.83	06/29/2022	INV	PD	MISC	
CHECK DATE:	07/07/2022										
249179489001		06/29/2022	220707	367940	102.45	102.45	06/29/2022	INV	PD	MISC	
CHECK DATE:	07/07/2022										
250623761001		07/13/2022	220721	368362	52.17	52.17	07/13/2022	INV	PD	MISC	
CHECK DATE:	07/21/2022										
250625584001		07/13/2022	220721	368362	15.69	15.69	07/13/2022	INV	PD	MISC	
CHECK DATE:	07/21/2022										
250794725001		07/11/2022	220714	368139	26.51	26.51	07/11/2022	INV	PD	MISC	
CHECK DATE:	07/14/2022										
251239389001		07/05/2022	220707	367940	34.82	34.82	07/05/2022	INV	PD	MISC	
CHECK DATE:	07/07/2022										
252032826001		07/07/2022	220714	368139	19.99	19.99	07/07/2022	INV	PD	MISC	
CHECK DATE:	07/14/2022										
252033601001		07/07/2022	220714	368139	6.19	6.19	07/07/2022	INV	PD	MISC	
CHECK DATE:	07/14/2022										
253257659001		07/11/2022	220714	368139	48.25	48.25	07/11/2022	INV	PD	MISC	
CHECK DATE:	07/14/2022										
254090201001		07/20/2022	220728	368558	25.85	25.85	07/20/2022	INV	PD	MISC	
CHECK DATE:	07/28/2022										
25467936001		07/20/2022	220728	368558	27.47	27.47	07/20/2022	INV	PD	MISC	
CHECK DATE:	07/28/2022										
1918 OESTREICH SERV CO, INC					355.04						
235966	22000004	03/09/2022	220707	367941	32.50	32.50	07/06/2022	INV	PD	HARDWA	
CHECK DATE:	07/07/2022										
236787	22000004	06/22/2022	220707	367941	125.00	125.00	07/06/2022	INV	PD	HARDWA	
CHECK DATE:	07/07/2022										
237050		07/11/2022	220714	368140	31.25	31.25	07/11/2022	INV	PD	MISC	
CHECK DATE:	07/14/2022										
237086		07/20/2022	220728	368559	25.00	25.00	07/20/2022	INV	PD	MISC	
CHECK DATE:	07/28/2022										

VENDOR INVOICE LIST

INVOICE	P.O.	INV DATE	WARRANT	CHECK #	INVOICE NET	PAID	AMOUNT	DUE DATE	TYPE	STS	DESCR
18028 OFFERMAN, MATTHEW					213.75						
2022	BOOTS	07/11/2022	220714	368141	108.49	108.49	07/11/2022	INV	PD	2022	B
CHECK DATE: 07/14/2022											
13189 OMEGA PLUMBING INC											
22294		07/20/2022	220728	368560	349.90	349.90	07/20/2022	INV	PD	MISC	
CHECK DATE: 07/28/2022											
22465		07/11/2022	220714	368142	275.00	275.00	07/11/2022	INV	PD	MISC	
CHECK DATE: 07/14/2022											
16072 ON TARGET SOLUTIONS GROUP INC					624.90						
3182		07/11/2022	220714	368143	10,612.50	10,612.50	07/11/2022	INV	PD	JUNE 2	
CHECK DATE: 07/14/2022											
3187		07/13/2022	220721	368363	3,037.50	3,037.50	07/13/2022	INV	PD	MISC	
CHECK DATE: 07/21/2022											
15020 ONE STEP INC					13,650.00						
186251		06/29/2022	220707	367942	28.00	28.00	06/29/2022	INV	PD	MISC	
CHECK DATE: 07/07/2022											
187075		06/29/2022	220707	367942	35.00	35.00	06/29/2022	INV	PD	MISC	
CHECK DATE: 07/07/2022											
1943 OXBO MUFFLER AND BRAKES					63.00						
5980		07/11/2022	220714	368144	240.00	240.00	07/11/2022	INV	PD	MISC	
CHECK DATE: 07/14/2022											
1950 PACE											
607358		07/11/2022	220714	368145	1,913.57	1,913.57	07/11/2022	INV	PD	MISC	
CHECK DATE: 07/14/2022											
607400		07/11/2022	220714	368145	7,075.02	7,075.02	07/11/2022	INV	PD	MISC	
CHECK DATE: 07/14/2022											
607401		07/11/2022	220714	368145	1,692.00	1,692.00	07/11/2022	INV	PD	MISC	
CHECK DATE: 07/14/2022											

VENDOR INVOICE LIST

INVOICE	P.O.	INV DATE	WARRANT	CHECK #	INVOICE NET	PAID	AMOUNT	DUE DATE	TYPE	STS	DESCR
					10,680.59						
15974 PACE ANALYTICAL SERVICES, LLC											
I9517220	22000362	06/30/2022	220714	368146	32.58	32.58	07/11/2022	INV	PD	2022	N
CHECK DATE:	07/14/2022										
I9517221	22000362	06/30/2022	220714	368146	6.52	6.52	07/11/2022	INV	PD	2022	N
CHECK DATE:	07/14/2022										
I9517755	22000360	07/01/2022	220714	368146	124.89	124.89	07/11/2022	INV	PD	2022	R
CHECK DATE:	07/14/2022										
I9517756	22000360	07/01/2022	220714	368146	374.67	374.67	07/11/2022	INV	PD	2022	R
CHECK DATE:	07/14/2022										
I9518131	22000361	07/07/2022	220714	368146	195.21	195.21	07/12/2022	INV	PD	2022	I
CHECK DATE:	07/14/2022										
I9518132	22000361	07/07/2022	220714	368146	191.95	191.95	07/12/2022	INV	PD	2022	I
CHECK DATE:	07/14/2022										
I9518133	22000361	07/07/2022	220714	368146	195.21	195.21	07/12/2022	INV	PD	2022	I
CHECK DATE:	07/14/2022										
I9518476	22000360	07/11/2022	220721	368364	624.45	624.45	07/15/2022	INV	PD	2022	R
CHECK DATE:	07/21/2022										
I9518787	22000361	07/12/2022	220721	368364	177.83	177.83	07/15/2022	INV	PD	2022	I
CHECK DATE:	07/21/2022										
I9519034	22000362	07/14/2022	220721	368364	13.03	13.03	07/15/2022	INV	PD	2022	N
CHECK DATE:	07/21/2022										
I9519093	22000361	07/14/2022	220721	368364	191.95	191.95	07/15/2022	INV	PD	2022	I
CHECK DATE:	07/21/2022										
I9519206	22000362	07/15/2022	220728	368561	56.47	56.47	07/27/2022	INV	PD	2022	N
CHECK DATE:	07/28/2022										
					2,184.76						
16116 PACE PAYMENTS INC											
JUNE 22 PACE PAYMENT		07/05/2022		4482	778.06	778.06	07/05/2022	DIR	PD	JUNE 2	
CHECK DATE:	07/05/2022										
8747 PACER SERVICE CENTER											
Q22022		07/11/2022	220714	368147	101.40	101.40	07/11/2022	INV	PD	MISC	
CHECK DATE:	07/14/2022										

VENDOR INVOICE LIST

INVOICE	P.O.	INV DATE	WARRANT	CHECK #	INVOICE NET	PAID	AMOUNT	DUE DATE	TYPE	STS	DESCR
16916 DON PALLISSARD											
05/19/2022		07/11/2022	220714	368148	30.00	30.00	07/11/2022	INV	PD	MISC	
CHECK DATE:		07/14/2022									
06/16/2022		07/11/2022	220714	368148	30.00	30.00	07/11/2022	INV	PD	MISC	
CHECK DATE:		07/14/2022									
					60.00						
13258 PART D ADVISORS INC											
11534		07/20/2022	220728	368562	8,227.27	8,227.27	07/20/2022	INV	PD	MISC	
CHECK DATE:		07/28/2022									
13978 PARTNERS AND PAWS VET SERVICES LLC											
102059		06/29/2022	220707	367943	240.00	240.00	06/29/2022	INV	PD	MISC	
CHECK DATE:		07/07/2022									
102198		06/29/2022	220707	367943	81.60	81.60	06/29/2022	INV	PD	MISC	
CHECK DATE:		07/07/2022									
103922		06/29/2022	220707	367943	186.87	186.87	06/29/2022	INV	PD	MISC	
CHECK DATE:		07/07/2022									
105029		06/29/2022	220707	367943	17.00	17.00	06/29/2022	INV	PD	MISC	
CHECK DATE:		07/07/2022									
					525.47						
16105 PASTERIS ENERGY INC											
COJ-12-6-2022	22000316	07/08/2022	220714	368149	1,500.00	1,500.00	07/11/2022	INV	PD	CONSUL	
CHECK DATE:		07/14/2022									
16222 PATRICK ENGINEERING INC											
15	22000099	07/12/2022	220721	368365	132,853.83	132,853.83	07/15/2022	INV	PD	PH II	
CHECK DATE:		07/21/2022									
16234 PAUL ADAMIC											
2022	PARAMEDIC LIC	07/11/2022	220714	368150	40.00	40.00	07/11/2022	INV	PD	MISC	
CHECK DATE:		07/14/2022									
11251 PAUL CONWAY SHIELDS											
0493374		06/29/2022	220707	367944	129.50	129.50	06/29/2022	INV	PD	MISC	
CHECK DATE:		07/07/2022									

VENDOR INVOICE LIST

INVOICE	P.O.	INV DATE	WARRANT	CHECK #	INVOICE NET	PAID	AMOUNT	DUE DATE	TYPE	STS	DESCR
0493499		07/11/2022	220714	368151	665.32		665.32	07/11/2022	INV	PD	MISC
CHECK DATE: 07/14/2022											
15777 PAYMENTUS GROUP INC					794.82						
INV-15-124674		07/21/2022		4486	785.46		785.46	07/21/2022	DIR	PD	JUNE 2
CHECK DATE: 07/21/2022											
INV-15-124677		07/21/2022		4484	92.51		92.51	07/21/2022	DIR	PD	JUNE P
CHECK DATE: 07/21/2022											
INV-15-124876		07/21/2022		4485	9,810.94		9,810.94	07/21/2022	DIR	PD	JUNE 2
CHECK DATE: 07/21/2022											
17815 PEERLESS NETWORK INC					10,688.91						
6942		07/20/2022	220728	368563	981.95		981.95	07/20/2022	INV	PD	MISC
CHECK DATE: 07/28/2022											
17092 PERFORMANCE PIPELINING INC											
2001.16	22000366	05/16/2022	220707	367945	241,020.88		241,020.88	07/06/2022	INV	PD	2020 S
CHECK DATE: 07/07/2022											
2201.1	22000476	06/30/2022	220707	367945	212,846.94		212,846.94	07/06/2022	INV	PD	2022 S
CHECK DATE: 07/07/2022											
12628 PHYSICIANS IMMEDIATE CARE-CHICAGO					453,867.82						
4271373		07/11/2022	220714	368152	1,495.00		1,495.00	07/11/2022	INV	PD	MISC
CHECK DATE: 07/14/2022											
11312 PITNEY BOWES											
7/22 POSTAGE		07/25/2022		4825	5,000.00		5,000.00	07/25/2022	DIR	PD	7/22 P
CHECK DATE: 07/25/2022											
16799 JENNIFER GARCIA PLASCENCIA											
04/2022-06/2022		07/20/2022	220728	368564	105.00		105.00	07/20/2022	INV	PD	MISC
CHECK DATE: 07/28/2022											
7425 PLUMBERS & PIPEFITTERS LOCAL 422											
06/01/22-06/30/22		07/11/2022	220714	368153	7,111.02		7,111.02	07/11/2022	INV	PD	MISC

VENDOR INVOICE LIST

INVOICE	P.O.	INV DATE	WARRANT	CHECK #	INVOICE NET	PAID	AMOUNT	DUE DATE	TYPE	STS	DESCR
CHECK DATE: 07/14/2022											
17536 POINT OF DIFFERENCE LLC											
1356		07/05/2022	220707	367946	10,000.00	10,000.00	07/05/2022	INV	PD	MISC	
CHECK DATE: 07/07/2022											
13642 POLLARDWATER											
0216525		07/13/2022	220721	368366	340.60	340.60	07/13/2022	INV	PD	MISC	
CHECK DATE: 07/21/2022											
0216527		07/13/2022	220721	368366	1,901.25	1,901.25	07/13/2022	INV	PD	MISC	
CHECK DATE: 07/21/2022											
				2,241.85							
2055 POLLEY'S AUTO & TRK SERV											
14595		07/20/2022	220728	368565	58.00	58.00	07/20/2022	INV	PD	MISC	
CHECK DATE: 07/28/2022											
14605		06/29/2022	220707	367947	38.00	38.00	06/29/2022	INV	PD	MISC	
CHECK DATE: 07/07/2022											
14650		07/20/2022	220728	368565	58.00	58.00	07/20/2022	INV	PD	MISC	
CHECK DATE: 07/28/2022											
14661		07/11/2022	220714	368154	38.00	38.00	07/11/2022	INV	PD	MISC	
CHECK DATE: 07/14/2022											
19527		07/13/2022	220721	368367	300.00	300.00	07/13/2022	INV	PD	MISC	
CHECK DATE: 07/21/2022											
				492.00							
7740 POMP'S TIRE SERVICE INC											
410961135		06/29/2022	220707	367948	1,850.64	1,850.64	06/29/2022	INV	PD	MISC	
CHECK DATE: 07/07/2022											
410961139		06/29/2022	220707	367948	1,194.40	1,194.40	06/29/2022	INV	PD	MISC	
CHECK DATE: 07/07/2022											
410961496		06/29/2022	220707	367948	554.84	554.84	06/29/2022	INV	PD	MISC	
CHECK DATE: 07/07/2022											
410961653		06/29/2022	220707	367948	580.92	580.92	06/29/2022	INV	PD	MISC	
CHECK DATE: 07/07/2022											
410964727		07/11/2022	220714	368155	961.28	961.28	07/11/2022	INV	PD	MISC	
CHECK DATE: 07/14/2022											

VENDOR INVOICE LIST

INVOICE	P.O.	INV DATE	WARRANT	CHECK #	INVOICE NET	PAID	AMOUNT	DUE DATE	TYPE	STS	DESCR
410966167		07/20/2022	220728	368566	2,711.01	2,711.01		07/20/2022	INV	PD	MISC
CHECK DATE: 07/28/2022											
690112163		06/29/2022	220707	367948	2,017.60	2,017.60		06/29/2022	INV	PD	MISC
CHECK DATE: 07/07/2022											
690112169		06/29/2022	220707	367948	844.14	844.14		06/29/2022	INV	PD	MISC
CHECK DATE: 07/07/2022											
690112432		07/11/2022	220714	368155	658.64	658.64		07/11/2022	INV	PD	MISC
CHECK DATE: 07/14/2022											
690112692		07/13/2022	220721	368368	164.10	164.10		07/13/2022	INV	PD	MISC
CHECK DATE: 07/21/2022											
690112833		07/11/2022	220714	368155	116.59	116.59		07/11/2022	INV	PD	MISC
CHECK DATE: 07/14/2022											
690112883		07/11/2022	220714	368155	106.00	106.00		07/11/2022	INV	PD	MISC
CHECK DATE: 07/14/2022											
690113003		07/20/2022	220728	368566	654.64	654.64		07/20/2022	INV	PD	MISC
CHECK DATE: 07/28/2022											
690113229		07/20/2022	220728	368566	187.25	187.25		07/20/2022	INV	PD	MISC
CHECK DATE: 07/28/2022											
690113381		07/20/2022	220728	368566	116.59	116.59		07/20/2022	INV	PD	MISC
CHECK DATE: 07/28/2022											
690113439		07/20/2022	220728	368566	84.80	84.80		07/20/2022	INV	PD	MISC
CHECK DATE: 07/28/2022											
690113561		07/20/2022	220728	368566	1,008.80	1,008.80		07/20/2022	INV	PD	MISC
CHECK DATE: 07/28/2022											
690113564		07/20/2022	220728	368566	726.86	726.86		07/20/2022	INV	PD	MISC
CHECK DATE: 07/28/2022											
					14,539.10						
18042 PRENDERGAST LAYDEN LTD											
003070		07/11/2022	220714	368156	42,725.00	42,725.00		07/11/2022	INV	PD	MAY 20
CHECK DATE: 07/14/2022											
10298 PRIORITY STAFFING, LTD											
19745		06/29/2022	220707	367949	1,002.54	1,002.54		06/29/2022	INV	PD	MISC
CHECK DATE: 07/07/2022											
19757		07/11/2022	220714	368157	1,063.30	1,063.30		07/11/2022	INV	PD	MISC
CHECK DATE: 07/14/2022											

VENDOR INVOICE LIST

INVOICE	P.O.	INV DATE	WARRANT	CHECK #	INVOICE NET	PAID	AMOUNT DUE DATE	TYPE	STS	DESCR
19769		07/11/2022	220714	368157	972.16		972.16 07/11/2022	INV	PD	MISC
CHECK DATE: 07/14/2022										
					3,038.00					
15047 PRO CHEM INC										
118746		07/07/2022	220714	368158	147.10		147.10 07/07/2022	INV	PD	MISC
CHECK DATE: 07/14/2022										
1948 PT FERRO CONSTR CO										
02585-0821-PAY5	22000058	06/03/2022	220714	50619	196,594.75		196,594.75 07/12/2022	INV	PD	2021 R
CHECK DATE: 07/14/2022										
2585-0821-PAY5	22000058	06/03/2022	220714	368159	54,297.95		54,297.95 07/12/2022	INV	PD	2021 R
CHECK DATE: 07/14/2022										
6687	22000232	07/01/2022	220707	367950	273.00		273.00 07/06/2022	INV	PD	2021 B
CHECK DATE: 07/07/2022										
6713	22000232	06/30/2022	220707	367950	300.00		300.00 07/06/2022	INV	PD	2021 B
CHECK DATE: 07/07/2022										
6741	22000232	06/30/2022	220714	368159	540.00		540.00 07/11/2022	INV	PD	2021 B
CHECK DATE: 07/14/2022										
6752	22000232	06/30/2022	220728	368567	1,290.60		1,290.60 07/25/2022	INV	PD	2021 B
CHECK DATE: 07/28/2022										
6770	22000232	07/11/2022	220728	368567	692.40		692.40 07/25/2022	INV	PD	2021 B
CHECK DATE: 07/28/2022										
6779	22000232	06/30/2022	220728	368567	558.00		558.00 07/25/2022	INV	PD	2021 B
CHECK DATE: 07/28/2022										
6792	22000232	06/30/2022	220728	368567	360.00		360.00 07/25/2022	INV	PD	2021 B
CHECK DATE: 07/28/2022										
6801	22000232	06/30/2022	220728	368567	1,707.00		1,707.00 07/25/2022	INV	PD	2021 B
CHECK DATE: 07/28/2022										
6810	22000232	06/30/2022	220728	368567	1,419.00		1,419.00 07/25/2022	INV	PD	2021 B
CHECK DATE: 07/28/2022										
6824	22000232	06/30/2022	220728	368567	1,899.60		1,899.60 07/25/2022	INV	PD	2021 B
CHECK DATE: 07/28/2022										
6859	22000232	07/18/2022	220728	368567	780.00		780.00 07/25/2022	INV	PD	2021 B
CHECK DATE: 07/28/2022										
6877	22000232	07/18/2022	220728	368567	455.00		455.00 07/25/2022	INV	PD	2021 B
CHECK DATE: 07/28/2022										

VENDOR INVOICE LIST

INVOICE	P.O.	INV DATE	WARRANT	CHECK #	INVOICE NET	PAID	AMOUNT	DUE DATE	TYPE	STS	DESCR
6886		22000232 07/18/2022	220728	368567	975.00		975.00	07/25/2022	INV	PD	2021 B
CHECK DATE: 07/28/2022											
6918		22000232 07/20/2022	220728	368567	1,105.00		1,105.00	07/27/2022	INV	PD	2021 B
CHECK DATE: 07/28/2022											
6932		22000232 07/21/2022	220728	368567	747.50		747.50	07/27/2022	INV	PD	2021 B
CHECK DATE: 07/28/2022											
6942		22000232 07/21/2022	220728	368567	1,007.50		1,007.50	07/27/2022	INV	PD	2021 B
CHECK DATE: 07/28/2022											
PAY4 & FINAL-072522	22000348	07/25/2022	220728	50620	67,597.82		67,597.82	07/27/2022	INV	PD	Mason
CHECK DATE: 07/28/2022											
PTF01-071222	22000529	07/12/2022	220714	50619	235,648.11		235,648.11	07/12/2022	INV	PD	Contra
CHECK DATE: 07/14/2022											
					568,248.23						
5004 PUBENTZ, WILLIAM											
2022 PREVENTATIVE CA		07/13/2022	220721	368369	200.00		200.00	07/13/2022	INV	PD	2022 P
CHECK DATE: 07/21/2022											
17972 PYROTECNICO FIREWORKS INC											
INV-C45406	22000581	07/04/2022	220721	368370	10,000.00		10,000.00	07/20/2022	INV	PD	Firewo
CHECK DATE: 07/21/2022											
10524 QUAD PLUS INC											
119461		07/13/2022	220721	368371	853.42		853.42	07/13/2022	INV	PD	MISC
CHECK DATE: 07/21/2022											
13186 QUADMED INC											
217141		06/29/2022	220707	367951	1,462.00		1,462.00	06/29/2022	INV	PD	MISC
CHECK DATE: 07/07/2022											
217270		06/29/2022	220707	367951	246.00		246.00	06/29/2022	INV	PD	MISC
CHECK DATE: 07/07/2022											
218124		07/11/2022	220714	368160	67.55		67.55	07/11/2022	INV	PD	MISC
CHECK DATE: 07/14/2022											
					1,775.55						
2124 R & R SEPTIC & SEWER SERV INC											
20-3942		07/07/2022	220714	368161	2,025.00		2,025.00	07/07/2022	INV	PD	MISC
CHECK DATE: 07/14/2022											

VENDOR INVOICE LIST

INVOICE	P.O.	INV DATE	WARRANT	CHECK #	INVOICE NET	PAID	AMOUNT	DUE DATE	TYPE	STS	DESCR
22-2342 CHECK DATE: 07/07/2022		06/29/2022	220707	367952	800.00	800.00	06/29/2022	INV	PD		MISC
22-2828 CHECK DATE: 07/21/2022		07/13/2022	220721	368372	1,885.00	1,885.00	07/13/2022	INV	PD		MISC
					4,710.00						
16022 RANDY RAMAN											
2022 BOOTS CHECK DATE: 07/07/2022		06/29/2022	220707	367953	200.00	200.00	06/29/2022	INV	PD		2022 B
15528 RATHBUN CSERVENYAK & KOZOL											
92395-92401 CHECK DATE: 07/21/2022		07/13/2022	220721	368373	12,789.00	12,789.00	07/13/2022	INV	PD		MISC
2157 RAY O'HERRON CO INC -DANVILLE											
2202778 CHECK DATE: 07/07/2022		06/29/2022	220707	367954	1,208.32	1,208.32	06/29/2022	INV	PD		MISC
2205547 CHECK DATE: 07/14/2022	22000676	07/06/2022	220714	368162	690.00	690.00	07/12/2022	INV	PD		BALLIS
2205959 CHECK DATE: 07/14/2022	22000641	07/07/2022	220714	368162	690.00	690.00	07/12/2022	INV	PD		BALLIS
					2,588.32						
15192 READY REFRESH											
02F6702356274 CHECK DATE: 07/07/2022		07/05/2022	220707	367955	41.98	41.98	07/05/2022	INV	PD		MISC
02G6704609403 CHECK DATE: 07/28/2022		07/20/2022	220728	368568	61.96	61.96	07/20/2022	INV	PD		MISC
12F0122703564 CHECK DATE: 07/07/2022		06/29/2022	220707	367955	379.74	379.74	06/29/2022	INV	PD		MISC
12G0122703564 CHECK DATE: 07/28/2022		07/20/2022	220728	368568	263.91	263.91	07/20/2022	INV	PD		MISC
32F8104614857 CHECK DATE: 07/14/2022		07/07/2022	220714	368163	70.92	70.92	07/07/2022	INV	PD		MISC
					818.51						
999177 REFUND MISC PERMITS											

VENDOR INVOICE LIST

INVOICE	P.O.	INV DATE	WARRANT	CHECK #	INVOICE NET	PAID AMOUNT	DUE DATE	TYPE	STS	DESCR
52377		07/11/2022	220714	368164	65.00	65.00	07/11/2022	INV PD		2905 A
CHECK DATE: 07/14/2022						PAYEE: NORTHWEST CEDAR				
999179 REFUND PARKING										
06/30/2022		07/11/2022	220714	368165	2.25	2.25	07/11/2022	INV PD		MISC
CHECK DATE: 07/14/2022						PAYEE: TYRONE JACKSON				
999172 REFUND-ADJUDICATION										
C9235-002800		07/11/2022	220714	368166	300.00	300.00	07/11/2022	INV PD		MISC
CHECK DATE: 07/14/2022						PAYEE: BRYANT GILBERT				
C9235-002808		06/29/2022	220707	367959	160.00	160.00	06/29/2022	INV PD		MISC
CHECK DATE: 07/07/2022						PAYEE: TODD WILLIAMSON				
C9235-002868		06/29/2022	220707	367957	50.00	50.00	06/29/2022	INV PD		MISC
CHECK DATE: 07/07/2022						PAYEE: ROBERT HOSKINS				
C9235-003241		07/11/2022	220714	368168	200.00	200.00	07/11/2022	INV PD		MISC
CHECK DATE: 07/14/2022						PAYEE: MARK HANKTON				
C9235-003319		07/11/2022	220714	368167	250.00	250.00	07/11/2022	INV PD		MISC
CHECK DATE: 07/14/2022						PAYEE: ISRAEL GONZALEZ				
C9235-003333		07/11/2022	220714	368169	250.00	250.00	07/11/2022	INV PD		MISC
CHECK DATE: 07/14/2022						PAYEE: MIGUEL CABALLERO				
C9235-003348		06/29/2022	220707	367958	150.00	150.00	06/29/2022	INV PD		MISC
CHECK DATE: 07/07/2022						PAYEE: STEVEN STARK				
C9235-003428		06/29/2022	220707	367956	250.00	250.00	06/29/2022	INV PD		MISC
CHECK DATE: 07/07/2022						PAYEE: ATLAS FREIGHT INC				
					1,610.00					
999168 REFUND-AMBULANCE										
JTIL-21-18588:1		07/11/2022	220714	368171	1,385.90	1,385.90	07/11/2022	INV PD		MONICA
CHECK DATE: 07/14/2022						PAYEE: BLUE CROSS BLUE SHIELD OF ILLINO				
JTIL-21-19563:1		06/29/2022	220707	367960	79.77	79.77	06/29/2022	INV PD		JEANET
CHECK DATE: 07/07/2022						PAYEE: ANTHEM BLUE CROSS BLUE SHIELD/CO				
JTIL-22-01714:1		07/11/2022	220714	368170	1,463.50	1,463.50	07/11/2022	INV PD		ALLEN
CHECK DATE: 07/14/2022						PAYEE: ALLEN THOMAS				
JTIL-22-02924:1		07/11/2022	220714	368172	124.83	124.83	07/11/2022	INV PD		SANDRA
CHECK DATE: 07/14/2022						PAYEE: SANDRA HOOGSTRA				
					3,054.00					
999178 REFUND-MISCELLANEOUS										

VENDOR INVOICE LIST

INVOICE	P.O.	INV DATE	WARRANT	CHECK #	INVOICE NET	PAID	AMOUNT	DUE DATE	TYPE	STS	DESCR
07/12/2022 CHECK DATE: 07/21/2022		07/13/2022	220721	368374	150.00		150.00	07/13/2022	INV	PD	MISC
											PAYEE: CARMEN ZAMANIEGO
999191 REFUND-WATER BILLS											
175529 CHECK DATE: 07/07/2022		07/05/2022	220707	367961	6,711.00		6,711.00	07/05/2022	INV	PD	EXP#00
											PAYEE: XTRA LEASE LLC
175759 CHECK DATE: 07/14/2022		07/11/2022	220714	368189	128.25		128.25	07/11/2022	INV	PD	UB 461
											PAYEE: PALMA, BRADLEY
175760 CHECK DATE: 07/14/2022		07/11/2022	220714	368191	128.76		128.76	07/11/2022	INV	PD	UB 200
											PAYEE: PHELAN, M THOMAS
175761 CHECK DATE: 07/14/2022		07/11/2022	220714	368185	127.71		127.71	07/11/2022	INV	PD	UB 152
											PAYEE: LIBERSHER, JEFFREY
175762 CHECK DATE: 07/14/2022		07/11/2022	220714	368197	40.22		40.22	07/11/2022	INV	PD	UB 227
											PAYEE: ZUELKE, DERIK
175763 CHECK DATE: 07/14/2022		07/11/2022	220714	368186	94.08		94.08	07/11/2022	INV	PD	UB 328
											PAYEE: LSL INVESTMENTS
175764 CHECK DATE: 07/14/2022		07/11/2022	220714	368194	33.56		33.56	07/11/2022	INV	PD	UB 448
											PAYEE: SLOTHOWER, STEVEN E
175765 CHECK DATE: 07/14/2022		07/11/2022	220714	368190	37.17		37.17	07/11/2022	INV	PD	UB 133
											PAYEE: PARSONS, DARYL L
175766 CHECK DATE: 07/14/2022		07/11/2022	220714	368187	75.12		75.12	07/11/2022	INV	PD	UB 859
											PAYEE: LUENING, VICKIE L
175767 CHECK DATE: 07/14/2022		07/11/2022	220714	368174	48.35		48.35	07/11/2022	INV	PD	UB 129
											PAYEE: AMOS, JESSICA
175768 CHECK DATE: 07/14/2022		07/11/2022	220714	368182	54.53		54.53	07/11/2022	INV	PD	UB 227
											PAYEE: JONES, LISA
175769 CHECK DATE: 07/14/2022		07/11/2022	220714	368179	65.36		65.36	07/11/2022	INV	PD	UB 473
											PAYEE: GRETHER, SHERRY
175770 CHECK DATE: 07/14/2022		07/11/2022	220714	368188	68.63		68.63	07/11/2022	INV	PD	UB 634
											PAYEE: NKANSAH, BRIGHT
175771 CHECK DATE: 07/14/2022		07/11/2022	220714	368177	5.52		5.52	07/11/2022	INV	PD	UB 146
											PAYEE: DELGADO, MARIA
175772 CHECK DATE: 07/14/2022		07/11/2022	220714	368192	82.90		82.90	07/11/2022	INV	PD	UB 247
											PAYEE: RYAN, PATRICK
175773 CHECK DATE: 07/14/2022		07/11/2022	220714	368193	95.12		95.12	07/11/2022	INV	PD	UB 169
											PAYEE: SCHOLTES, WILLIAM

VENDOR INVOICE LIST

INVOICE	P.O.	INV DATE	WARRANT	CHECK #	INVOICE NET	PAID AMOUNT	DUE DATE	TYPE	STS	DESCR
175774		07/11/2022	220714	368178	58.41	58.41	07/11/2022	INV PD	UB	513
CHECK DATE:	07/14/2022					PAYEE: DR HORTON CONSTRUCTION				
175775		07/11/2022	220714	368183	5.86	5.86	07/11/2022	INV PD	UB	245
CHECK DATE:	07/14/2022					PAYEE: KEIGHNER, GEORGE & DONNA				
175776		07/11/2022	220714	368196	83.13	83.13	07/11/2022	INV PD	UB	680
CHECK DATE:	07/14/2022					PAYEE: STAIRS, JOHN				
175777		07/11/2022	220714	368180	120.77	120.77	07/11/2022	INV PD	UB	439
CHECK DATE:	07/14/2022					PAYEE: GUZMAN, JOSE L				
175778		07/11/2022	220714	368184	171.80	171.80	07/11/2022	INV PD	UB	513
CHECK DATE:	07/14/2022					PAYEE: LENNAR HOMES				
175779		07/11/2022	220714	368173	134.86	134.86	07/11/2022	INV PD	UB	137
CHECK DATE:	07/14/2022					PAYEE: ACEVEDO, ADELA				
175780		07/11/2022	220714	368195	160.14	160.14	07/11/2022	INV PD	UB	377
CHECK DATE:	07/14/2022					PAYEE: SQUIRES, ROBERT & JULIE				
175781		07/11/2022	220714	368176	703.02	703.02	07/11/2022	INV PD	UB	318
CHECK DATE:	07/14/2022					PAYEE: CAMPBELL, RICHARD				
175782		07/11/2022	220714	368175	48.00	48.00	07/11/2022	INV PD	UB	411
CHECK DATE:	07/14/2022					PAYEE: BLOOMQUIST, NATHAN & JESSICA				
175783		07/11/2022	220714	368181	931.67	931.67	07/11/2022	INV PD	UB	219
CHECK DATE:	07/14/2022					PAYEE: JACKSON, JOYCE A				
176312		07/13/2022	220721	368380	2,000.00	2,000.00	07/13/2022	INV PD	EXP#00	
CHECK DATE:	07/21/2022					PAYEE: DRH CAMBRIDGE HOMES				
176313		07/13/2022	220721	368375	5,000.00	5,000.00	07/13/2022	INV PD	EXP#00	
CHECK DATE:	07/21/2022					PAYEE: DRH CAMBRIDGE				
176314		07/13/2022	220721	368381	5,000.00	5,000.00	07/13/2022	INV PD	EXP#00	
CHECK DATE:	07/21/2022					PAYEE: DRH CAMBRIDGE HOMES				
176315		07/13/2022	220721	368382	5,000.00	5,000.00	07/13/2022	INV PD	EXP#00	
CHECK DATE:	07/21/2022					PAYEE: DRH CAMBRIDGE HOMES				
176316		07/14/2022	220721	368376	5,000.00	5,000.00	07/14/2022	INV PD	EXP#00	
CHECK DATE:	07/21/2022					PAYEE: DRH CAMBRIDGE HOMES				
176317		07/14/2022	220721	368383	5,000.00	5,000.00	07/14/2022	INV PD	EXP#00	
CHECK DATE:	07/21/2022					PAYEE: DRH CAMBRIDGE HOMES				
176318		07/14/2022	220721	368384	5,000.00	5,000.00	07/14/2022	INV PD	EXP#00	
CHECK DATE:	07/21/2022					PAYEE: DRH CAMBRIDGE HOMES				
176319		07/14/2022	220721	368385	5,000.00	5,000.00	07/14/2022	INV PD	EXP#00	
CHECK DATE:	07/21/2022					PAYEE: DRH CAMBRIDGE HOMES				
176320		07/14/2022	220721	368386	5,000.00	5,000.00	07/14/2022	INV PD	EXP#00	

VENDOR INVOICE LIST

INVOICE	P.O.	INV DATE	WARRANT	CHECK #	INVOICE NET	PAID	AMOUNT	DUE DATE	TYPE	STS	DESCR
CHECK DATE: 07/21/2022											
176321		07/14/2022	220721	368387	5,000.00						
CHECK DATE: 07/21/2022											
176322		07/14/2022	220721	368388	2,000.00						
CHECK DATE: 07/21/2022											
176323		07/14/2022	220721	368389	2,000.00						
CHECK DATE: 07/21/2022											
176324		07/14/2022	220721	368390	2,000.00						
CHECK DATE: 07/21/2022											
176325		07/14/2022	220721	368391	2,000.00						
CHECK DATE: 07/21/2022											
176326		07/14/2022	220721	368392	2,000.00						
CHECK DATE: 07/21/2022											
176327		07/14/2022	220721	368393	2,000.00						
CHECK DATE: 07/21/2022											
176328		07/14/2022	220721	368394	2,000.00						
CHECK DATE: 07/21/2022											
176329		07/14/2022	220721	368395	2,000.00						
CHECK DATE: 07/21/2022											
176330		07/14/2022	220721	368396	5,000.00						
CHECK DATE: 07/21/2022											
176331		07/14/2022	220721	368377	5,000.00						
CHECK DATE: 07/21/2022											
176332		07/14/2022	220721	368397	5,000.00						
CHECK DATE: 07/21/2022											
176333		07/14/2022	220721	368398	5,000.00						
CHECK DATE: 07/21/2022											
176334		07/14/2022	220721	368399	5,000.00						
CHECK DATE: 07/21/2022											
176335		07/14/2022	220721	368400	5,000.00						
CHECK DATE: 07/21/2022											
176336		07/14/2022	220721	368401	5,000.00						
CHECK DATE: 07/21/2022											
176337		07/14/2022	220721	368402	5,000.00						
CHECK DATE: 07/21/2022											
176338		07/14/2022	220721	368403	5,000.00						
CHECK DATE: 07/21/2022											

VENDOR INVOICE LIST

INVOICE	P.O.	INV DATE	WARRANT	CHECK #	INVOICE NET	PAID	AMOUNT	DUE DATE	TYPE	STS	DESCR
176339		07/14/2022	220721	368378	5,000.00		5,000.00	07/14/2022	INV	PD	EXP#00
CHECK DATE: 07/21/2022						PAYEE: DRH	CAMBRIDGE HOMES				
176340		07/14/2022	220721	368404	5,000.00		5,000.00	07/14/2022	INV	PD	EXP#00
CHECK DATE: 07/21/2022						PAYEE: DRH	CAMBRIDGE HOMES				
176341		07/14/2022	220721	368379	5,000.00		5,000.00	07/14/2022	INV	PD	EXP#00
CHECK DATE: 07/21/2022						PAYEE: DRH	CAMBRIDGE HOMES				
176342		07/14/2022	220721	368405	2,000.00		2,000.00	07/14/2022	INV	PD	EXP#00
CHECK DATE: 07/21/2022						PAYEE: NVR	INC				
176343		07/14/2022	220721	368406	2,000.00		2,000.00	07/14/2022	INV	PD	EXP#00
CHECK DATE: 07/21/2022						PAYEE: NVR	INC				
176344		07/14/2022	220721	368407	5,000.00		5,000.00	07/14/2022	INV	PD	EXP#00
CHECK DATE: 07/21/2022						PAYEE: NVR	INC				
176345		07/14/2022	220721	368408	5,000.00		5,000.00	07/14/2022	INV	PD	EXP#00
CHECK DATE: 07/21/2022						PAYEE: NVR	INC				
176346		07/14/2022	220721	368409	5,000.00		5,000.00	07/14/2022	INV	PD	EXP#00
CHECK DATE: 07/21/2022						PAYEE: NVR	INC				
176347		07/14/2022	220721	368410	5,000.00		5,000.00	07/14/2022	INV	PD	EXP#00
CHECK DATE: 07/21/2022						PAYEE: NVR	INC				
176348		07/14/2022	220721	368411	5,000.00		5,000.00	07/14/2022	INV	PD	EXP#00
CHECK DATE: 07/21/2022						PAYEE: NVR	INC				
176349		07/14/2022	220721	368412	3,500.00		3,500.00	07/14/2022	INV	PD	EXP#00
CHECK DATE: 07/21/2022						PAYEE: NVR	INC				
176350		07/14/2022	220721	368413	3,500.00		3,500.00	07/14/2022	INV	PD	EXP#00
CHECK DATE: 07/21/2022						PAYEE: NVR	INC				
176351		07/14/2022	220721	368414	2,000.00		2,000.00	07/14/2022	INV	PD	EXP#00
CHECK DATE: 07/21/2022						PAYEE: NVR	INC				
176352		07/14/2022	220721	368415	2,000.00		2,000.00	07/14/2022	INV	PD	EXP#00
CHECK DATE: 07/21/2022						PAYEE: NVR	INC				
176353		07/14/2022	220721	368416	2,000.00		2,000.00	07/14/2022	INV	PD	EXP#00
CHECK DATE: 07/21/2022						PAYEE: NVR	INC				
176810		07/22/2022	220728	368623	124.11		124.11	07/22/2022	INV	PD	UB 114
CHECK DATE: 07/28/2022						PAYEE: WEIS, BRADLEY D					
176811		07/22/2022	220728	368588	120.93		120.93	07/22/2022	INV	PD	UB 356
CHECK DATE: 07/28/2022						PAYEE: DUKIC, MARTIN & SARAH					
176812		07/22/2022	220728	368625	367.32		367.32	07/22/2022	INV	PD	UB 210
CHECK DATE: 07/28/2022						PAYEE: WILL CO METRO					

VENDOR INVOICE LIST

INVOICE	P.O.	INV DATE	WARRANT	CHECK #	INVOICE NET	PAID	AMOUNT	DUE DATE	TYPE	STS	DESCR
176813		07/22/2022	220728	368605	127.13		127.13	07/22/2022	INV PD	UB	243
CHECK DATE:	07/28/2022					PAYEE:	MEDINA, BRYON				
176814		07/22/2022	220728	368595	124.47		124.47	07/22/2022	INV PD	UB	449
CHECK DATE:	07/28/2022					PAYEE:	HOLBA, BRENDAN				
176815		07/22/2022	220728	368569	58.72		58.72	07/22/2022	INV PD	UB	658
CHECK DATE:	07/28/2022					PAYEE:	AISHA JONES				
176816		07/22/2022	220728	368578	125.00		125.00	07/22/2022	INV PD	UB	468
CHECK DATE:	07/28/2022					PAYEE:	CANO, JENNY				
176817		07/22/2022	220728	368616	121.65		121.65	07/22/2022	INV PD	UB	424
CHECK DATE:	07/28/2022					PAYEE:	STROM, SHAUN & MICHELLE				
176818		07/22/2022	220728	368611	126.37		126.37	07/22/2022	INV PD	UB	350
CHECK DATE:	07/28/2022					PAYEE:	ROWLAND, JOANNE				
176819		07/22/2022	220728	368604	125.00		125.00	07/22/2022	INV PD	UB	744
CHECK DATE:	07/28/2022					PAYEE:	MARK MESZAROS				
176820		07/22/2022	220728	368606	90.64		90.64	07/22/2022	INV PD	UB	243
CHECK DATE:	07/28/2022					PAYEE:	MEDINA, BRYON				
176821		07/22/2022	220728	368571	125.00		125.00	07/22/2022	INV PD	UB	150
CHECK DATE:	07/28/2022					PAYEE:	ALLEN, THOMAS C				
176822		07/22/2022	220728	368603	125.00		125.00	07/22/2022	INV PD	UB	199
CHECK DATE:	07/28/2022					PAYEE:	LLC NORTH SHORE PROPCO				
176823		07/22/2022	220728	368596	125.06		125.06	07/22/2022	INV PD	UB	261
CHECK DATE:	07/28/2022					PAYEE:	JADRON, JOHN P				
176824		07/22/2022	220728	368598	124.33		124.33	07/22/2022	INV PD	UB	392
CHECK DATE:	07/28/2022					PAYEE:	KIEF, MARTIN				
176825		07/22/2022	220728	368615	123.25		123.25	07/22/2022	INV PD	UB	114
CHECK DATE:	07/28/2022					PAYEE:	SKAGGS, RAY				
176826		07/22/2022	220728	368618	125.26		125.26	07/22/2022	INV PD	UB	373
CHECK DATE:	07/28/2022					PAYEE:	TALLEY, CARL J				
176827		07/22/2022	220728	368572	64.72		64.72	07/22/2022	INV PD	UB	157
CHECK DATE:	07/28/2022					PAYEE:	AMERICAN TAX LIEN, LLC				
176828		07/22/2022	220728	368601	583.35		583.35	07/22/2022	INV PD	UB	195
CHECK DATE:	07/28/2022					PAYEE:	LANG, COLLIN & ADAM				
176829		07/22/2022	220728	368594	125.00		125.00	07/22/2022	INV PD	UB	345
CHECK DATE:	07/28/2022					PAYEE:	HARRIS, KIMBERLY				
176830		07/22/2022	220728	368621	75.86		75.86	07/22/2022	INV PD	UB	172
CHECK DATE:	07/28/2022					PAYEE:	VIGNA, JOHN				
176831		07/22/2022	220728	368587	145.84		145.84	07/22/2022	INV PD	UB	292

VENDOR INVOICE LIST

INVOICE	P.O.	INV DATE	WARRANT	CHECK #	INVOICE NET	PAID AMOUNT	DUE DATE	TYPE	STS	DESCR
CHECK DATE: 07/28/2022										PAYEE: DRESCHER, ANDREW & MICHELLE
176832	CHECK DATE: 07/28/2022	07/22/2022	220728	368613	20.56	20.56	07/22/2022	INV PD	UB	441
										PAYEE: SCHULTZ, JEFF
176833	CHECK DATE: 07/28/2022	07/22/2022	220728	368582	72.62	72.62	07/22/2022	INV PD	UB	341
										PAYEE: CHIRILLO, ZACHARY
176834	CHECK DATE: 07/28/2022	07/22/2022	220728	368579	52.09	52.09	07/22/2022	INV PD	UB	303
										PAYEE: CASTO, JEFFREY
176835	CHECK DATE: 07/28/2022	07/22/2022	220728	368599	67.94	67.94	07/22/2022	INV PD	UB	512
										PAYEE: KOCH, CAITLYN A
176836	CHECK DATE: 07/28/2022	07/22/2022	220728	368591	85.20	85.20	07/22/2022	INV PD	UB	202
										PAYEE: GIACOMI, PENNY
176837	CHECK DATE: 07/28/2022	07/22/2022	220728	368574	57.00	57.00	07/22/2022	INV PD	UB	227
										PAYEE: AUSTIN, DEIRDRE
176838	CHECK DATE: 07/28/2022	07/22/2022	220728	368602	69.80	69.80	07/22/2022	INV PD	UB	924
										PAYEE: LEASURE, ARTHUR
176839	CHECK DATE: 07/28/2022	07/22/2022	220728	368608	59.26	59.26	07/22/2022	INV PD	UB	206
										PAYEE: PENA, JINA
176840	CHECK DATE: 07/28/2022	07/22/2022	220728	368620	59.26	59.26	07/22/2022	INV PD	UB	182
										PAYEE: VERPLAETSE, SAMUEL
176841	CHECK DATE: 07/28/2022	07/22/2022	220728	368622	210.55	210.55	07/22/2022	INV PD	UB	594
										PAYEE: WCCC
176842	CHECK DATE: 07/28/2022	07/22/2022	220728	368624	65.29	65.29	07/22/2022	INV PD	UB	284
										PAYEE: WEZNER, MATTHEW R
176843	CHECK DATE: 07/28/2022	07/22/2022	220728	368626	220.55	220.55	07/22/2022	INV PD	UB	510
										PAYEE: WODOPIAN, DAVID
176844	CHECK DATE: 07/28/2022	07/22/2022	220728	368583	177.87	177.87	07/22/2022	INV PD	UB	436
										PAYEE: COCHRAN, STEVE
176845	CHECK DATE: 07/28/2022	07/22/2022	220728	368593	11.06	11.06	07/22/2022	INV PD	UB	439
										PAYEE: GRIFFIN, MJ
176846	CHECK DATE: 07/28/2022	07/22/2022	220728	368619	149.98	149.98	07/22/2022	INV PD	UB	297
										PAYEE: TUTTLE, AARON
176847	CHECK DATE: 07/28/2022	07/22/2022	220728	368573	227.00	227.00	07/22/2022	INV PD	UB	511
										PAYEE: AMYOT, BRANDON
176848	CHECK DATE: 07/28/2022	07/22/2022	220728	368585	50.23	50.23	07/22/2022	INV PD	UB	513
										PAYEE: DR HORTON CONSTRUCTION
176849	CHECK DATE: 07/28/2022	07/22/2022	220728	368576	438.01	438.01	07/22/2022	INV PD	UB	432
										PAYEE: BUCHELLY, CHRISTINA L

VENDOR INVOICE LIST

INVOICE	P.O.	INV DATE	WARRANT	CHECK #	INVOICE NET	PAID AMOUNT	DUE DATE	TYPE	STS	DESCR
176850		07/22/2022	220728	368597	60.84	60.84	07/22/2022	INV PD	UB	467
CHECK DATE: 07/28/2022						PAYEE: JENKINS, DONNA J				
176851		07/22/2022	220728	368580	80.07	80.07	07/22/2022	INV PD	UB	825
CHECK DATE: 07/28/2022						PAYEE: CHAPPLE, PATRICIA A				
176852		07/22/2022	220728	368581	18.87	18.87	07/22/2022	INV PD	UB	719
CHECK DATE: 07/28/2022						PAYEE: CHAVEZ, AURORA A				
176853		07/22/2022	220728	368592	62.86	62.86	07/22/2022	INV PD	UB	512
CHECK DATE: 07/28/2022						PAYEE: GONZALEZ, THERISA F				
176854		07/22/2022	220728	368600	1.03	1.03	07/22/2022	INV PD	UB	512
CHECK DATE: 07/28/2022						PAYEE: KOCH, CAITLYN A				
176855		07/22/2022	220728	368589	70.61	70.61	07/22/2022	INV PD	UB	317
CHECK DATE: 07/28/2022						PAYEE: FREDERICK, TERESA				
176856		07/22/2022	220728	368607	91.24	91.24	07/22/2022	INV PD	UB	729
CHECK DATE: 07/28/2022						PAYEE: MELENDEZ, EMMANUEL OTERO				
176857		07/22/2022	220728	368570	30.79	30.79	07/22/2022	INV PD	UB	361
CHECK DATE: 07/28/2022						PAYEE: ALDANA, SANDY				
176858		07/22/2022	220728	368612	4,034.13	4,034.13	07/22/2022	INV PD	UB	221
CHECK DATE: 07/28/2022						PAYEE: SAUCEDO, ISANDREA				
176859		07/22/2022	220728	368590	40.52	40.52	07/22/2022	INV PD	UB	444
CHECK DATE: 07/28/2022						PAYEE: GARCIA CHAVEZ, MARTHA				
177011		07/25/2022	220728	368609	80.26	80.26	07/25/2022	INV PD	UB	456
CHECK DATE: 07/28/2022						PAYEE: PENFOLD, STEVEN				
177012		07/25/2022	220728	368584	161.53	161.53	07/25/2022	INV PD	UB	511
CHECK DATE: 07/28/2022						PAYEE: CORRAL, SILVIA				
177013		07/25/2022	220728	368610	120.85	120.85	07/25/2022	INV PD	UB	216
CHECK DATE: 07/28/2022						PAYEE: RAMIREZ, FLAVIO				
177014		07/25/2022	220728	368586	51.21	51.21	07/25/2022	INV PD	UB	513
CHECK DATE: 07/28/2022						PAYEE: DR HORTON CONSTRUCTION				
177015		07/25/2022	220728	368575	45.78	45.78	07/25/2022	INV PD	UB	475
CHECK DATE: 07/28/2022						PAYEE: BOLDEN, TIBRA C				
177016		07/25/2022	220728	368577	779.61	779.61	07/25/2022	INV PD	UB	393
CHECK DATE: 07/28/2022						PAYEE: BUSTAMI, DONNA				
177017		07/25/2022	220728	368617	94.92	94.92	07/25/2022	INV PD	UB	663
CHECK DATE: 07/28/2022						PAYEE: SYLVESTER, CARL				
177018		07/25/2022	220728	368614	300.00	300.00	07/25/2022	INV PD	UB	424
CHECK DATE: 07/28/2022						PAYEE: SINCLAIR, JASON & JENNIFER				

VENDOR INVOICE LIST

INVOICE	P.O.	INV DATE	WARRANT	CHECK #	INVOICE NET	PAID AMOUNT	DUE DATE	TYPE	STS	DESCR
999193 REFUND-ZONING SIGN					186,687.34					
177104		07/26/2022	220728	368627	50.00	50.00	07/26/2022	INV PD	ZBA SI	
CHECK DATE:	07/28/2022					PAYEE: DIAZ, RUBEN				
177105		07/26/2022	220728	368628	50.00	50.00	07/26/2022	INV PD	ZBA SI	
CHECK DATE:	07/28/2022					PAYEE: KRIETER, MICHAEL				
177106		07/26/2022	220728	368629	50.00	50.00	07/26/2022	INV PD	ZBA SI	
CHECK DATE:	07/28/2022					PAYEE: QUAGLIANO, ROBERT & BARBARA				
14221 MID-TOWN PETROLEUM ACQUISITION LLC					150.00					
X360636-IN		06/29/2022	220707	367962	603.89	603.89	06/29/2022	INV PD	MISC	
CHECK DATE:	07/07/2022									
10369 REMPE-SHARPE CONSULTING ENGINEERS										
28469	22000340	06/21/2022	220707	367963	5,084.00	5,084.00	07/06/2022	INV PD	Downto	
CHECK DATE:	07/07/2022									
28510	22000340	07/12/2022	220721	368417	6,937.21	6,937.21	07/15/2022	INV PD	Downto	
CHECK DATE:	07/21/2022									
2207 RENDELS INC					12,021.21					
111268		07/11/2022	220714	368198	43.36	43.36	07/11/2022	INV PD	MISC	
CHECK DATE:	07/14/2022									
26112		06/29/2022	220707	367964	304.53	304.53	06/29/2022	INV PD	MISC	
CHECK DATE:	07/07/2022									
26242		07/11/2022	220714	368198	31.50	31.50	07/11/2022	INV PD	MISC	
CHECK DATE:	07/14/2022									
26243		07/11/2022	220714	368198	31.50	31.50	07/11/2022	INV PD	MISC	
CHECK DATE:	07/14/2022									
17919 RESOLUTE PARENT LLC					410.89					
69345		07/05/2022	220707	367965	6,900.00	6,900.00	07/05/2022	INV PD	MISC	
CHECK DATE:	07/07/2022									
12704 RIGGS, JOYCE										

VENDOR INVOICE LIST

INVOICE	P.O.	INV DATE	WARRANT	CHECK #	INVOICE NET	PAID	AMOUNT	DUE DATE	TYPE	STS	DESCR
2022 PREVENTATIVE CA CHECK DATE: 07/14/2022		07/11/2022	220714	368199	200.00	200.00	07/11/2022	INV	PD	2022	P
14093 RJN GROUP INC											
344128 CHECK DATE: 07/07/2022	22000292	04/14/2022	220707	367966	16,965.53	16,965.53	07/06/2022	INV	PD	2020	S
344129 CHECK DATE: 07/07/2022	22000292	05/13/2022	220707	367966	14,448.50	14,448.50	07/06/2022	INV	PD	2020	S
3609019 CHECK DATE: 07/07/2022	22000374	05/13/2022	220707	367966	19,763.04	19,763.04	07/06/2022	INV	PD	2021	S
380901 CHECK DATE: 07/07/2022	22000621	07/05/2022	220707	367966	42,826.98	42,826.98	07/06/2022	INV	PD	2022	S
380902 CHECK DATE: 07/07/2022	22000621	07/05/2022	220707	367966	57,111.00	57,111.00	07/06/2022	INV	PD	2022	S
380903 CHECK DATE: 07/21/2022	22000621	07/18/2022	220721	368418	61,515.00	61,515.00	07/20/2022	INV	PD	2022	S
381003R CHECK DATE: 07/14/2022	22000469	07/05/2022	220714	368200	4,392.04	4,392.04	07/11/2022	INV	PD	2022	S
381004 CHECK DATE: 07/21/2022	22000469	07/08/2022	220721	368418	9,954.36	9,954.36	07/20/2022	INV	PD	2022	S
					226,976.45						
13240 ROADS SAFE TRAFFIC SYSTEMS INC											
153537 CHECK DATE: 07/14/2022		07/11/2022	220714	368201	2,544.00	2,544.00	07/11/2022	INV	PD	MISC	
2245 ROD BAKER FORD SALES INC											
14290 CHECK DATE: 07/14/2022		07/11/2022	220714	368202	337.70	337.70	07/11/2022	INV	PD	MISC	
14427 CHECK DATE: 07/14/2022		07/11/2022	220714	368202	371.80	371.80	07/11/2022	INV	PD	MISC	
14520 CHECK DATE: 07/14/2022		07/11/2022	220714	368202	125.22	125.22	07/11/2022	INV	PD	MISC	
14757 CHECK DATE: 07/21/2022		07/13/2022	220721	368419	162.14	162.14	07/13/2022	INV	PD	MISC	
14775 CHECK DATE: 07/21/2022		07/13/2022	220721	368419	31.70	31.70	07/13/2022	INV	PD	MISC	

VENDOR INVOICE LIST

INVOICE	P.O.	INV DATE	WARRANT	CHECK #	INVOICE NET	PAID	AMOUNT	DUE DATE	TYPE	STS	DESCR
15067		07/20/2022	220728	368630	13.31		13.31	07/20/2022	INV	PD	MISC
CHECK DATE: 07/28/2022											
2261 RON TIRAPELLI FORD, INC.					1,041.87						
27896		07/11/2022	220714	368203	246.40		246.40	07/11/2022	INV	PD	MISC
CHECK DATE: 07/14/2022											
627482		07/13/2022	220721	368420	299.64		299.64	07/13/2022	INV	PD	MISC
CHECK DATE: 07/21/2022											
627492		07/13/2022	220721	368420	158.40		158.40	07/13/2022	INV	PD	MISC
CHECK DATE: 07/21/2022											
627703		07/11/2022	220714	368203	386.10		386.10	07/11/2022	INV	PD	MISC
CHECK DATE: 07/14/2022											
627737		07/11/2022	220714	368203	65.88		65.88	07/11/2022	INV	PD	MISC
CHECK DATE: 07/14/2022											
627748		07/11/2022	220714	368203	128.70		128.70	07/11/2022	INV	PD	MISC
CHECK DATE: 07/14/2022											
627826		07/11/2022	220714	368203	73.04		73.04	07/11/2022	INV	PD	MISC
CHECK DATE: 07/14/2022											
627849		07/11/2022	220714	368203	154.00		154.00	07/11/2022	INV	PD	MISC
CHECK DATE: 07/14/2022											
627850		07/11/2022	220714	368203	483.52		483.52	07/11/2022	INV	PD	MISC
CHECK DATE: 07/14/2022											
627867		07/11/2022	220714	368203	125.22		125.22	07/11/2022	INV	PD	MISC
CHECK DATE: 07/14/2022											
627868		07/11/2022	220714	368203	1,202.85		1,202.85	07/11/2022	INV	PD	MISC
CHECK DATE: 07/14/2022											
627932		07/11/2022	220714	368203	692.85		692.85	07/11/2022	INV	PD	MISC
CHECK DATE: 07/14/2022											
627946		07/11/2022	220714	368203	107.58		107.58	07/11/2022	INV	PD	MISC
CHECK DATE: 07/14/2022											
627964		07/11/2022	220714	368203	213.80		213.80	07/11/2022	INV	PD	MISC
CHECK DATE: 07/14/2022											
628039		07/13/2022	220721	368420	110.21		110.21	07/13/2022	INV	PD	MISC
CHECK DATE: 07/21/2022											
628105		07/13/2022	220721	368420	380.16		380.16	07/13/2022	INV	PD	MISC
CHECK DATE: 07/21/2022											

VENDOR INVOICE LIST

INVOICE	P.O.	INV DATE	WARRANT	CHECK #	INVOICE NET	PAID	AMOUNT	DUE DATE	TYPE	STS	DESCR
628198		07/20/2022	220728	368631	116.82	116.82	07/20/2022	INV	PD	MISC	
CHECK DATE:	07/28/2022										
628213		07/20/2022	220728	368631	183.69	183.69	07/20/2022	INV	PD	MISC	
CHECK DATE:	07/28/2022										
628247		07/20/2022	220728	368631	160.60	160.60	07/20/2022	INV	PD	MISC	
CHECK DATE:	07/28/2022										
628261		07/20/2022	220728	368631	690.40	690.40	07/20/2022	INV	PD	MISC	
CHECK DATE:	07/28/2022										
628262		07/20/2022	220728	368631	2,948.55	2,948.55	07/20/2022	INV	PD	MISC	
CHECK DATE:	07/28/2022										
628272		07/20/2022	220728	368631	2,100.56	2,100.56	07/20/2022	INV	PD	MISC	
CHECK DATE:	07/28/2022										
628273		07/20/2022	220728	368631	80.30	80.30	07/20/2022	INV	PD	MISC	
CHECK DATE:	07/28/2022										
628278		07/20/2022	220728	368631	44.94	44.94	07/20/2022	INV	PD	MISC	
CHECK DATE:	07/28/2022										
628283		07/20/2022	220728	368631	132.00	132.00	07/20/2022	INV	PD	MISC	
CHECK DATE:	07/28/2022										
628302		07/20/2022	220728	368631	33.46	33.46	07/20/2022	INV	PD	MISC	
CHECK DATE:	07/28/2022										
628304		07/20/2022	220728	368631	70.51	70.51	07/20/2022	INV	PD	MISC	
CHECK DATE:	07/28/2022										
15538 ROSARIO CIBELLA LTD				11,390.18							
41929		07/20/2022	220728	368632	246.50	246.50	07/20/2022	INV	PD	MISC	
CHECK DATE:	07/28/2022										
JUNE 2022		07/11/2022	220714	368204	3,533.20	3,533.20	07/11/2022	INV	PD	42264-	
CHECK DATE:	07/14/2022										
				3,779.70							
2279 RUETTIGER TONELLI, INC											
0000692	22000306	06/15/2022	220707	367967	10,831.84	10,831.84	07/06/2022	INV	PD	GIS	Ma
CHECK DATE:	07/07/2022										
14090 RUSH TRUCK CENTERS OF ILLINOIS INC											
3028230569		06/29/2022	220707	367968	688.90	688.90	06/29/2022	INV	PD	MISC	
CHECK DATE:	07/07/2022										

VENDOR INVOICE LIST

INVOICE	P.O.	INV DATE	WARRANT	CHECK #	INVOICE NET	PAID	AMOUNT	DUE DATE	TYPE	STS	DESCR
3028267984 CHECK DATE: 07/07/2022		06/29/2022	220707	367968	7.49	7.49	06/29/2022	INV	PD		MISC
3028328325 CHECK DATE: 07/28/2022		07/20/2022	220728	368633	5,399.00	5,399.00	07/20/2022	INV	PD		MISC
3028329947 CHECK DATE: 07/28/2022		07/20/2022	220728	368633	234.82	234.82	07/20/2022	INV	PD		MISC
3028364602 CHECK DATE: 07/28/2022		07/20/2022	220728	368633	1,107.64	1,107.64	07/20/2022	INV	PD		MISC
3028370739 CHECK DATE: 07/28/2022		07/20/2022	220728	368633	40.90	40.90	07/20/2022	INV	PD		MISC
3028380267 CHECK DATE: 07/14/2022		07/11/2022	220714	368205	780.00	780.00	07/11/2022	INV	PD		MISC
3028384088 CHECK DATE: 07/14/2022		07/11/2022	220714	368205	305.00	305.00	07/11/2022	INV	PD		MISC
3028403749 CHECK DATE: 07/14/2022		07/11/2022	220714	368205	630.00	630.00	07/11/2022	INV	PD		MISC
3028411289 CHECK DATE: 07/14/2022		07/11/2022	220714	368205	68.70	68.70	07/11/2022	INV	PD		MISC
3028422133 CHECK DATE: 07/28/2022		07/20/2022	220728	368633	5.49	5.49	07/20/2022	INV	PD		MISC
15497 RUSSO POWER EQUIPMENT					9,267.94						
SPI11162752 CHECK DATE: 07/28/2022		07/20/2022	220728	368634	126.98	126.98	07/20/2022	INV	PD		MISC
5435 SAM'S CLUB DIRECT											
JULY 2022 CHECK DATE: 07/28/2022		07/20/2022	220728	368635	497.58	497.58	07/20/2022	INV	PD		MISC
JUNE 2022 CHECK DATE: 07/14/2022		07/11/2022	220714	368206	1,325.47	1,325.47	07/11/2022	INV	PD		MISC
14163 SCHIELE GRAPHICS INC					1,823.05						
060654892 CHECK DATE: 07/14/2022		07/11/2022	220714	368207	2,625.00	2,625.00	07/11/2022	INV	PD		MISC

VENDOR INVOICE LIST

INVOICE	P.O.	INV DATE	WARRANT	CHECK #	INVOICE NET	PAID	AMOUNT	DUE DATE	TYPE	STS	DESCR
17602 SEASON AND TIME											
0000054		07/11/2022	220714	368208	100.00		100.00	07/11/2022	INV	PD	MISC
CHECK DATE:		07/14/2022									
2341 SECRETARY OF STATE											
TITLE FD616		07/11/2022	220714	368209	155.00		155.00	07/11/2022	INV	PD	MISC
CHECK DATE:		07/14/2022									
2345 SECRETARY OF STATE											
2022 ELENWOOD LINDER		07/20/2022	220728	368636	10.00		10.00	07/20/2022	INV	PD	NOTARY
CHECK DATE:		07/28/2022									
2022 RUETTIGER		07/20/2022	220728	368637	10.00		10.00	07/20/2022	INV	PD	NOTARY
CHECK DATE:		07/28/2022									
2022 TREVILLIAN		07/11/2022	220714	368211	10.00		10.00	07/11/2022	INV	PD	NOTARY
CHECK DATE:		07/14/2022									
					30.00						
2344 SECRETARY OF STATE POLICE											
UNIT 0552		06/29/2022	220707	367979	171.00		171.00	06/29/2022	INV	PD	PLATE
CHECK DATE:		07/07/2022									
UNIT 0553		06/29/2022	220707	367978	171.00		171.00	06/29/2022	INV	PD	PLATE
CHECK DATE:		07/07/2022									
UNIT 0563		06/29/2022	220707	367969	171.00		171.00	06/29/2022	INV	PD	PLATE
CHECK DATE:		07/07/2022									
UNIT 0563		07/11/2022	220714	368213	171.00		171.00	07/11/2022	INV	PD	MISC
CHECK DATE:		07/14/2022									
UNIT 0595		06/29/2022	220707	367972	151.00		151.00	06/29/2022	INV	PD	PLATE
CHECK DATE:		07/07/2022									
UNIT 0595		07/11/2022	220714	368216	171.00		171.00	07/11/2022	INV	PD	MISC
CHECK DATE:		07/14/2022									
UNIT 0610		06/29/2022	220707	367973	171.00		171.00	06/29/2022	INV	PD	PLATE
CHECK DATE:		07/07/2022									
UNIT 0612		06/29/2022	220707	367976	171.00		171.00	06/29/2022	INV	PD	PLATE
CHECK DATE:		07/07/2022									
UNIT 0668		06/29/2022	220707	367975	171.00		171.00	06/29/2022	INV	PD	PLATE
CHECK DATE:		07/07/2022									
UNIT 0669		06/29/2022	220707	367974	171.00		171.00	06/29/2022	INV	PD	PLATE

VENDOR INVOICE LIST

INVOICE	P.O.	INV DATE	WARRANT	CHECK #	INVOICE NET	PAID	AMOUNT	DUE DATE	TYPE	STS	DESCR
CHECK DATE: 07/07/2022											
UNIT 0695		06/29/2022	220707	367977	171.00	171.00	06/29/2022	INV	PD		PLATE
CHECK DATE: 07/07/2022											
UNIT 0713		06/29/2022	220707	367970	151.00	151.00	06/29/2022	INV	PD		PLATE
CHECK DATE: 07/07/2022											
UNIT 0713		07/11/2022	220714	368214	171.00	171.00	07/11/2022	INV	PD		MISC
CHECK DATE: 07/14/2022											
UNIT 0714		06/29/2022	220707	367971	151.00	151.00	06/29/2022	INV	PD		PLATE
CHECK DATE: 07/07/2022											
UNIT 0714		07/11/2022	220714	368215	171.00	171.00	07/11/2022	INV	PD		MISC
CHECK DATE: 07/14/2022											
UNIT 0715		06/29/2022	220707	367969	151.00	151.00	06/29/2022	INV	PD		PLATE
CHECK DATE: 07/07/2022											
UNIT 0715		07/11/2022	220714	368212	171.00	171.00	07/11/2022	INV	PD		MISC
CHECK DATE: 07/14/2022											
UNIT 0743		07/20/2022	220728	368639	151.00	151.00	07/20/2022	INV	PD		MISC
CHECK DATE: 07/28/2022											
UNIT 0745		07/20/2022	220728	368638	151.00	151.00	07/20/2022	INV	PD		MISC
CHECK DATE: 07/28/2022											
17380 SECURE-IDLE					3,129.00						
12497		07/20/2022	220728	368640	211.28	211.28	07/20/2022	INV	PD		MISC
CHECK DATE: 07/28/2022											
12553		07/20/2022	220728	368640	326.74	326.74	07/20/2022	INV	PD		MISC
CHECK DATE: 07/28/2022											
9461 SENTINEL TECHNOLOGIES INC					538.02						
P690797		07/11/2022	220714	368217	635.00	635.00	07/11/2022	INV	PD		MISC
CHECK DATE: 07/14/2022											
P691185	22000033	07/07/2022	220714	368217	7,392.00	7,392.00	07/12/2022	INV	PD		IT PRO
CHECK DATE: 07/14/2022											
2360 SERVICE INDUST SUPPLY INC					8,027.00						
129890		06/29/2022	220707	367980	288.00	288.00	06/29/2022	INV	PD		MISC
CHECK DATE: 07/07/2022											

VENDOR INVOICE LIST

INVOICE	P.O.	INV DATE	WARRANT	CHECK #	INVOICE NET	PAID	AMOUNT	DUE DATE	TYPE	STS	DESCR
130485		06/29/2022	220707	367980	168.00		168.00	06/29/2022	INV	PD	MISC
CHECK DATE: 07/07/2022											
16108 TIMOTHY SHAUGHNESSY					456.00						
07/15/2022		07/13/2022	220721	368421	87.96		87.96	07/13/2022	INV	PD	MISC
CHECK DATE: 07/21/2022											
14076 SHAW SUBURBAN MEDIA GROUP											
1989941		07/11/2022	220714	368218	441.60		441.60	07/11/2022	INV	PD	MISC
CHECK DATE: 07/14/2022											
1995592		07/13/2022	220721	368422	332.18		332.18	07/13/2022	INV	PD	MISC
CHECK DATE: 07/21/2022											
16855 SHEFFIELD SAFETY & LOSS CONTROL LLC					773.78						
20069544	22000475	07/14/2022	220721	368423	9,187.50		9,187.50	07/20/2022	INV	PD	2022 P
CHECK DATE: 07/21/2022											
20069544-A	22000378	07/14/2022	220721	368423	3,000.00		3,000.00	07/20/2022	INV	PD	Safety
CHECK DATE: 07/21/2022											
16931 SHEFFIELD SUPPLY & EQUIPMENT					12,187.50						
3404		07/13/2022	220721	368424	2,763.60		2,763.60	07/13/2022	INV	PD	MISC
CHECK DATE: 07/21/2022											
3540		06/29/2022	220707	367981	110.00		110.00	06/29/2022	INV	PD	MISC
CHECK DATE: 07/07/2022											
17449 SHERMCO INDUSTRIES INC					2,873.60						
22-09493		07/07/2022	220714	368219	2,050.00		2,050.00	07/07/2022	INV	PD	MISC
CHECK DATE: 07/14/2022											
2392 SHOREWOOD HOME & AUTO											
01-308280		07/11/2022	220714	368220	38.21		38.21	07/11/2022	INV	PD	MISC
CHECK DATE: 07/14/2022											
01-314370		06/29/2022	220707	367982	61.70		61.70	06/29/2022	INV	PD	MISC
CHECK DATE: 07/07/2022											

VENDOR INVOICE LIST

INVOICE	P.O.	INV DATE	WARRANT	CHECK #	INVOICE NET	PAID	AMOUNT	DUE DATE	TYPE	STS	DESCR
01-315796 CHECK DATE: 07/14/2022		07/11/2022	220714	368220	101.16	101.16	07/11/2022	INV	PD	MISC	
01-317346 CHECK DATE: 07/21/2022		07/13/2022	220721	368425	131.88	131.88	07/13/2022	INV	PD	MISC	
01-318721 CHECK DATE: 07/21/2022		07/13/2022	220721	368425	35.46	35.46	07/13/2022	INV	PD	MISC	
					368.41						
14215 SIERRA ITS											
#1186 CHECK DATE: 07/14/2022	22000033	06/25/2022	220714	368221	5,645.00	5,645.00	07/12/2022	INV	PD	IT	PRO
#1213 CHECK DATE: 07/28/2022	22000033	07/16/2022	220728	368641	2,000.00	2,000.00	07/25/2022	INV	PD	IT	PRO
1195 CHECK DATE: 07/14/2022	22000033	07/07/2022	220714	368221	1,858.75	1,858.75	07/12/2022	INV	PD	IT	PRO
1204 CHECK DATE: 07/28/2022	22000033	07/09/2022	220728	368641	1,645.00	1,645.00	07/25/2022	INV	PD	IT	PRO
					11,148.75						
17368 SILVER CROSS MEDICAL GROUP - OCC HEALTH											
1804 CHECK DATE: 07/21/2022		07/13/2022	220721	368426	494.00	494.00	07/13/2022	INV	PD	MISC	
8240 SMITH, CRAIG											
2022 BOOTS CHECK DATE: 07/21/2022		07/13/2022	220721	368427	110.01	110.01	07/13/2022	INV	PD	2022	B
2430 SNAP-ON INCORPORATED											
ARV/52564794 CHECK DATE: 07/21/2022		07/13/2022	220721	368428	204.77	204.77	07/13/2022	INV	PD	MISC	
ARV/53441637 CHECK DATE: 07/21/2022		07/13/2022	220721	368428	476.13	476.13	07/13/2022	INV	PD	MISC	
					680.90						
16998 SOUTHTOWN REFR/SOUTHWEST TOWN MECH/BUILDING AUTO											
SI2072357 CHECK DATE: 07/21/2022		07/13/2022	220721	368429	798.00	798.00	07/13/2022	INV	PD	MISC	

VENDOR INVOICE LIST

INVOICE	P.O.	INV DATE	WARRANT	CHECK #	INVOICE NET	PAID AMOUNT	DUE DATE	TYPE	STS	DESCR
17546 JENN SALES CORPORATION										
40828		07/11/2022	220714	368222	250.00	250.00	07/11/2022	INV	PD	MISC
CHECK DATE:	07/14/2022									
18021 STAND 1 ARMORY										
JPD062022	22000768	06/06/2022	220707	367983	2,820.00	2,820.00	07/06/2022	INV	PD	POLICE
CHECK DATE:	07/07/2022									
JPD062022A	22000730	06/06/2022	220707	367983	2,945.00	2,945.00	07/06/2022	INV	PD	POLICE
CHECK DATE:	07/07/2022									
					5,765.00					
2472 STANDARD EQUIPMENT CO INC										
P36070		06/29/2022	220707	367984	435.01	435.01	06/29/2022	INV	PD	MISC
CHECK DATE:	07/07/2022									
P36616		06/29/2022	220707	367984	849.90	849.90	06/29/2022	INV	PD	MISC
CHECK DATE:	07/07/2022									
P36921		07/13/2022	220721	368430	2,335.91	2,335.91	07/13/2022	INV	PD	MISC
CHECK DATE:	07/21/2022									
P36936		07/13/2022	220721	368430	82.40	82.40	07/13/2022	INV	PD	MISC
CHECK DATE:	07/21/2022									
P36937		07/13/2022	220721	368430	599.96	599.96	07/13/2022	INV	PD	MISC
CHECK DATE:	07/21/2022									
P36993		06/29/2022	220707	367984	111.50	111.50	06/29/2022	INV	PD	MISC
CHECK DATE:	07/07/2022									
P37040		06/29/2022	220707	367984	233.42	233.42	06/29/2022	INV	PD	MISC
CHECK DATE:	07/07/2022									
P37426		07/20/2022	220728	368643	304.81	304.81	07/20/2022	INV	PD	MISC
CHECK DATE:	07/28/2022									
P37565		07/20/2022	220728	368643	230.82	230.82	07/20/2022	INV	PD	MISC
CHECK DATE:	07/28/2022									
P37587		07/20/2022	220728	368643	537.56	537.56	07/20/2022	INV	PD	MISC
CHECK DATE:	07/28/2022									
P37602		07/20/2022	220728	368643	-247.39	-247.39	07/20/2022	CRM	PD	CREDIT
CHECK DATE:	07/28/2022									
PICPAK-A		07/20/2022	220728	368643	290.17	290.17	07/20/2022	INV	PD	MISC
CHECK DATE:	07/28/2022									

VENDOR INVOICE LIST

INVOICE	P.O.	INV DATE	WARRANT	CHECK #	INVOICE NET	PAID	AMOUNT	DUE DATE	TYPE	STS	DESCR
2474 STANDARD TRUCK PARTS INC					5,764.07						
1021075		07/11/2022	220714	368223	590.92	590.92	07/11/2022	INV	PD	MISC	
CHECK DATE:	07/14/2022										
1021087		07/11/2022	220714	368223	387.00	387.00	07/11/2022	INV	PD	MISC	
CHECK DATE:	07/14/2022										
1021088		07/11/2022	220714	368223	128.54	128.54	07/11/2022	INV	PD	MISC	
CHECK DATE:	07/14/2022										
1021089		07/11/2022	220714	368223	490.04	490.04	07/11/2022	INV	PD	MISC	
CHECK DATE:	07/14/2022										
1021642		06/29/2022	220707	367985	261.33	261.33	06/29/2022	INV	PD	MISC	
CHECK DATE:	07/07/2022										
1021672		06/29/2022	220707	367985	40.05	40.05	06/29/2022	INV	PD	MISC	
CHECK DATE:	07/07/2022										
1021676		06/29/2022	220707	367985	21.44	21.44	06/29/2022	INV	PD	MISC	
CHECK DATE:	07/07/2022										
1021683		06/29/2022	220707	367985	36.26	36.26	06/29/2022	INV	PD	MISC	
CHECK DATE:	07/07/2022										
1021688		06/29/2022	220707	367985	28.10	28.10	06/29/2022	INV	PD	MISC	
CHECK DATE:	07/07/2022										
1021700		06/29/2022	220707	367985	847.54	847.54	06/29/2022	INV	PD	MISC	
CHECK DATE:	07/07/2022										
1021719		07/11/2022	220714	368223	425.60	425.60	07/11/2022	INV	PD	MISC	
CHECK DATE:	07/14/2022										
1021722		07/11/2022	220714	368223	485.00	485.00	07/11/2022	INV	PD	MISC	
CHECK DATE:	07/14/2022										
1021725		07/11/2022	220714	368223	1,068.86	1,068.86	07/11/2022	INV	PD	MISC	
CHECK DATE:	07/14/2022										
1021760		07/11/2022	220714	368223	149.22	149.22	07/11/2022	INV	PD	MISC	
CHECK DATE:	07/14/2022										
1021767		07/11/2022	220714	368223	461.62	461.62	07/11/2022	INV	PD	MISC	
CHECK DATE:	07/14/2022										
1021768		07/11/2022	220714	368223	506.76	506.76	07/11/2022	INV	PD	MISC	
CHECK DATE:	07/14/2022										
1021771		07/11/2022	220714	368223	24.94	24.94	07/11/2022	INV	PD	MISC	
CHECK DATE:	07/14/2022										

VENDOR INVOICE LIST

INVOICE	P.O.	INV DATE	WARRANT	CHECK #	INVOICE NET	PAID	AMOUNT	DUE DATE	TYPE	STS	DESCR
1021777		07/11/2022	220714	368223	312.56		312.56	07/11/2022	INV	PD	MISC
CHECK	DATE: 07/14/2022										
1021778		07/11/2022	220714	368223	475.04		475.04	07/11/2022	INV	PD	MISC
CHECK	DATE: 07/14/2022										
1021779		07/11/2022	220714	368223	449.18		449.18	07/11/2022	INV	PD	MISC
CHECK	DATE: 07/14/2022										
1021786		07/11/2022	220714	368223	115.76		115.76	07/11/2022	INV	PD	MISC
CHECK	DATE: 07/14/2022										
1021787		07/11/2022	220714	368223	866.05		866.05	07/11/2022	INV	PD	MISC
CHECK	DATE: 07/14/2022										
1021788		07/11/2022	220714	368223	170.09		170.09	07/11/2022	INV	PD	MISC
CHECK	DATE: 07/14/2022										
1021789		07/11/2022	220714	368223	-38.40		-38.40	07/11/2022	CRM	PD	CREDIT
CHECK	DATE: 07/14/2022										
1021791		07/11/2022	220714	368223	246.84		246.84	07/11/2022	INV	PD	MISC
CHECK	DATE: 07/14/2022										
1021803		07/11/2022	220714	368223	502.24		502.24	07/11/2022	INV	PD	MISC
CHECK	DATE: 07/14/2022										
1021804		07/11/2022	220714	368223	74.08		74.08	07/11/2022	INV	PD	MISC
CHECK	DATE: 07/14/2022										
1021805		07/11/2022	220714	368223	376.80		376.80	07/11/2022	INV	PD	MISC
CHECK	DATE: 07/14/2022										
1021824		07/11/2022	220714	368223	1,054.59		1,054.59	07/11/2022	INV	PD	MISC
CHECK	DATE: 07/14/2022										
1021829		07/20/2022	220728	368644	616.40		616.40	07/20/2022	INV	PD	MISC
CHECK	DATE: 07/28/2022										
1021840		07/20/2022	220728	368644	15.44		15.44	07/20/2022	INV	PD	MISC
CHECK	DATE: 07/28/2022										
1021847		07/20/2022	220728	368644	206.64		206.64	07/20/2022	INV	PD	MISC
CHECK	DATE: 07/28/2022										
1021855		07/20/2022	220728	368644	152.00		152.00	07/20/2022	INV	PD	MISC
CHECK	DATE: 07/28/2022										
1021866		07/20/2022	220728	368644	576.47		576.47	07/20/2022	INV	PD	MISC
CHECK	DATE: 07/28/2022										
1021867		07/20/2022	220728	368644	885.06		885.06	07/20/2022	INV	PD	MISC
CHECK	DATE: 07/28/2022										
1021885		07/20/2022	220728	368644	733.86		733.86	07/20/2022	INV	PD	MISC

VENDOR INVOICE LIST

INVOICE	P.O.	INV DATE	WARRANT	CHECK #	INVOICE NET	PAID	AMOUNT	DUE DATE	TYPE	STS	DESCR
CHECK DATE:	07/28/2022										
1021898		07/20/2022	220728	368644	373.68	373.68	07/20/2022	INV	PD	MISC	
CHECK DATE:	07/28/2022										
1021899		07/20/2022	220728	368644	-120.00	-120.00	07/20/2022	CRM	PD	CREDIT	
CHECK DATE:	07/28/2022										
1021906		07/20/2022	220728	368644	167.30	167.30	07/20/2022	INV	PD	MISC	
CHECK DATE:	07/28/2022										
1021914		07/20/2022	220728	368644	988.52	988.52	07/20/2022	INV	PD	MISC	
CHECK DATE:	07/28/2022										
1021917		07/20/2022	220728	368644	582.04	582.04	07/20/2022	INV	PD	MISC	
CHECK DATE:	07/28/2022										
1021929		07/20/2022	220728	368644	543.04	543.04	07/20/2022	INV	PD	MISC	
CHECK DATE:	07/28/2022										
1021939		07/20/2022	220728	368644	780.64	780.64	07/20/2022	INV	PD	MISC	
CHECK DATE:	07/28/2022										
1021940		07/20/2022	220728	368644	908.74	908.74	07/20/2022	INV	PD	MISC	
CHECK DATE:	07/28/2022										
1021941		07/20/2022	220728	368644	217.96	217.96	07/20/2022	INV	PD	MISC	
CHECK DATE:	07/28/2022										
1021946		07/20/2022	220728	368644	36.96	36.96	07/20/2022	INV	PD	MISC	
CHECK DATE:	07/28/2022										
1021949		07/20/2022	220728	368644	665.41	665.41	07/20/2022	INV	PD	MISC	
CHECK DATE:	07/28/2022										
1021951		07/20/2022	220728	368644	44.21	44.21	07/20/2022	INV	PD	MISC	
CHECK DATE:	07/28/2022										
1021969		07/20/2022	220728	368644	234.84	234.84	07/20/2022	INV	PD	MISC	
CHECK DATE:	07/28/2022										
17367 STARCHASE LLC				19,167.26							
20132313		06/29/2022	220707	367986	840.00	840.00	06/29/2022	INV	PD	MISC	
CHECK DATE:	07/07/2022										
15637 ILLINOIS DEPARTMENT OF INNOVATION & TECHNOLOGY											
T2230061		07/13/2022	220721	368431	956.15	956.15	07/13/2022	INV	PD	MISC	
CHECK DATE:	07/21/2022										

VENDOR INVOICE LIST

INVOICE	P.O.	INV DATE	WARRANT	CHECK #	INVOICE NET	PAID AMOUNT	DUE DATE	TYPE	STS	DESCR
13881	STEFANSKI, JACOB									
2021	PREVENTATIVE CA	07/13/2022	220721	368432	91.02	91.02	07/13/2022	INV	PD	2021 P
	CHECK DATE: 07/21/2022									
2022	PREVENTATIVE CA	07/11/2022	220714	368224	108.98	108.98	07/11/2022	INV	PD	2022 P
	CHECK DATE: 07/14/2022									
					200.00					
11894	STERICYCLE INC									
4011096208		07/13/2022	220721	368433	1,620.68	1,620.68	07/13/2022	INV	PD	MISC
	CHECK DATE: 07/21/2022									
2509	STEVE SPIESS CONSTRUCTION INC									
5164	22000549	07/20/2022	220728	368645	119,778.75	119,778.75	07/27/2022	INV	PD	Larawa
	CHECK DATE: 07/28/2022									
5167	22000548	07/18/2022	220728	368645	713,503.60	713,503.60	07/27/2022	INV	PD	Fairvi
	CHECK DATE: 07/28/2022									
					833,282.35					
12400	STIP BROS EXCAVATING INC									
48351	22000460	05/27/2022	220707	367987	30,600.00	30,600.00	07/06/2022	INV	PD	Lead S
	CHECK DATE: 07/07/2022									
48368	22000460	05/27/2022	220707	367987	113,400.00	113,400.00	07/06/2022	INV	PD	Lead S
	CHECK DATE: 07/07/2022									
48402	22000451	07/14/2022	220721	368434	6,426.13	6,426.13	07/15/2022	INV	PD	2022 O
	CHECK DATE: 07/21/2022									
48403	22000451	07/14/2022	220721	368434	6,594.13	6,594.13	07/15/2022	INV	PD	2022 O
	CHECK DATE: 07/21/2022									
					157,020.26					
10399	STOLLER INTERNATIONAL INC									
P20414		07/20/2022	220728	368646	395.81	395.81	07/20/2022	INV	PD	MISC
	CHECK DATE: 07/28/2022									
2523	STRAND ASSOC INC									
0185065	22000608	07/06/2022	220721	368435	38,919.59	38,919.59	07/20/2022	INV	PD	CSO LT
	CHECK DATE: 07/21/2022									
0186040	22000275	07/14/2022	220728	368647	1,501.50	1,501.50	07/27/2022	INV	PD	PSA-Co
	CHECK DATE: 07/28/2022									

VENDOR INVOICE LIST

INVOICE	P.O.	INV DATE	WARRANT	CHECK #	INVOICE NET	PAID	AMOUNT	DUE DATE	TYPE	STS	DESCR
0186041		22000157 07/14/2022	220728	368647	1,104.72	1,104.72	07/27/2022	INV	PD	2021	N
CHECK	DATE: 07/28/2022										
0186042		22000607 07/14/2022	220728	368647	23,603.50	23,603.50	07/27/2022	INV	PD	ESTP	M
CHECK	DATE: 07/28/2022										
11947 STRYKER EMS EQUIPMENT-				65,129.31							
3802892M		06/29/2022	220707	367988	274.85	274.85	06/29/2022	INV	PD	MISC	
CHECK	DATE: 07/07/2022										
3813583M		07/11/2022	220714	368225	243.39	243.39	07/11/2022	INV	PD	MISC	
CHECK	DATE: 07/14/2022										
3823490M		07/13/2022	220721	368436	30.77	30.77	07/13/2022	INV	PD	MISC	
CHECK	DATE: 07/21/2022										
4027 SUBURBAN LABORATORIES, INC				549.01							
203858		06/29/2022	220707	367989	47.00	47.00	06/29/2022	INV	PD	MISC	
CHECK	DATE: 07/07/2022										
203859		06/29/2022	220707	367989	47.00	47.00	06/29/2022	INV	PD	MISC	
CHECK	DATE: 07/07/2022										
203860		06/29/2022	220707	367989	47.00	47.00	06/29/2022	INV	PD	MISC	
CHECK	DATE: 07/07/2022										
203861		06/29/2022	220707	367989	47.00	47.00	06/29/2022	INV	PD	MISC	
CHECK	DATE: 07/07/2022										
203863		06/29/2022	220707	367989	47.00	47.00	06/29/2022	INV	PD	MISC	
CHECK	DATE: 07/07/2022										
203865		06/29/2022	220707	367989	47.00	47.00	06/29/2022	INV	PD	MISC	
CHECK	DATE: 07/07/2022										
203867		06/29/2022	220707	367989	47.00	47.00	06/29/2022	INV	PD	MISC	
CHECK	DATE: 07/07/2022										
203869		06/29/2022	220707	367989	47.00	47.00	06/29/2022	INV	PD	MISC	
CHECK	DATE: 07/07/2022										
203871		06/29/2022	220707	367989	47.00	47.00	06/29/2022	INV	PD	MISC	
CHECK	DATE: 07/07/2022										
203873		06/29/2022	220707	367989	47.00	47.00	06/29/2022	INV	PD	MISC	
CHECK	DATE: 07/07/2022										
203874		06/29/2022	220707	367989	47.00	47.00	06/29/2022	INV	PD	MISC	

VENDOR INVOICE LIST

INVOICE	P.O.	INV DATE	WARRANT	CHECK #	INVOICE NET	PAID	AMOUNT	DUE DATE	TYPE	STS	DESCR
CHECK DATE:	07/07/2022										
203875		06/29/2022	220707	367989	47.00		47.00	06/29/2022	INV	PD	MISC
CHECK DATE:	07/07/2022										
203876		06/29/2022	220707	367989	47.00		47.00	06/29/2022	INV	PD	MISC
CHECK DATE:	07/07/2022										
203877		06/29/2022	220707	367989	47.00		47.00	06/29/2022	INV	PD	MISC
CHECK DATE:	07/07/2022										
203878		06/29/2022	220707	367989	47.00		47.00	06/29/2022	INV	PD	MISC
CHECK DATE:	07/07/2022										
203879		06/29/2022	220707	367989	47.00		47.00	06/29/2022	INV	PD	MISC
CHECK DATE:	07/07/2022										
203880		06/29/2022	220707	367989	47.00		47.00	06/29/2022	INV	PD	MISC
CHECK DATE:	07/07/2022										
203881		06/29/2022	220707	367989	47.00		47.00	06/29/2022	INV	PD	MISC
CHECK DATE:	07/07/2022										
203882		06/29/2022	220707	367989	47.00		47.00	06/29/2022	INV	PD	MISC
CHECK DATE:	07/07/2022										
203883		06/29/2022	220707	367989	47.00		47.00	06/29/2022	INV	PD	MISC
CHECK DATE:	07/07/2022										
203884		06/29/2022	220707	367989	47.00		47.00	06/29/2022	INV	PD	MISC
CHECK DATE:	07/07/2022										
203908	22000122	06/27/2022	220707	367989	20.00		20.00	07/06/2022	INV	PD	LAB-20
CHECK DATE:	07/07/2022										
203909	22000122	06/27/2022	220707	367989	20.00		20.00	07/06/2022	INV	PD	LAB-20
CHECK DATE:	07/07/2022										
203910	22000122	06/27/2022	220707	367989	20.00		20.00	07/06/2022	INV	PD	LAB-20
CHECK DATE:	07/07/2022										
203911	22000122	06/27/2022	220707	367989	40.00		40.00	07/06/2022	INV	PD	LAB-20
CHECK DATE:	07/07/2022										
203912	22000122	06/27/2022	220707	367989	20.00		20.00	07/06/2022	INV	PD	LAB-20
CHECK DATE:	07/07/2022										
203913	22000122	06/27/2022	220707	367989	40.00		40.00	07/06/2022	INV	PD	LAB-20
CHECK DATE:	07/07/2022										
203921	22000122	06/27/2022	220707	367989	20.00		20.00	07/06/2022	INV	PD	LAB-20
CHECK DATE:	07/07/2022										
203922	22000122	06/27/2022	220707	367989	20.00		20.00	07/06/2022	INV	PD	LAB-20
CHECK DATE:	07/07/2022										

VENDOR INVOICE LIST

INVOICE	P.O.	INV DATE	WARRANT	CHECK #	INVOICE NET	PAID	AMOUNT	DUE DATE	TYPE	STS	DESCR
203923		22000122 06/27/2022	220707	367989	40.00		40.00	07/06/2022	INV	PD	LAB-20
CHECK DATE:	07/07/2022										
203924		22000122 06/27/2022	220707	367989	20.00		20.00	07/06/2022	INV	PD	LAB-20
CHECK DATE:	07/07/2022										
203938		22000122 06/28/2022	220707	367989	20.00		20.00	07/06/2022	INV	PD	LAB-20
CHECK DATE:	07/07/2022										
203939		22000122 06/28/2022	220707	367989	20.00		20.00	07/06/2022	INV	PD	LAB-20
CHECK DATE:	07/07/2022										
203940		22000122 06/28/2022	220707	367989	20.00		20.00	07/06/2022	INV	PD	LAB-20
CHECK DATE:	07/07/2022										
203941		22000122 06/28/2022	220707	367989	20.00		20.00	07/06/2022	INV	PD	LAB-20
CHECK DATE:	07/07/2022										
203942		22000122 06/28/2022	220707	367989	20.00		20.00	07/06/2022	INV	PD	LAB-20
CHECK DATE:	07/07/2022										
203943		22000122 06/28/2022	220707	367989	40.00		40.00	07/06/2022	INV	PD	LAB-20
CHECK DATE:	07/07/2022										
203944		22000122 06/28/2022	220707	367989	40.00		40.00	07/06/2022	INV	PD	LAB-20
CHECK DATE:	07/07/2022										
203969		22000122 06/28/2022	220707	367989	20.00		20.00	07/06/2022	INV	PD	LAB-20
CHECK DATE:	07/07/2022										
203970		22000122 06/28/2022	220707	367989	20.00		20.00	07/06/2022	INV	PD	LAB-20
CHECK DATE:	07/07/2022										
203971		22000122 06/28/2022	220707	367989	20.00		20.00	07/06/2022	INV	PD	LAB-20
CHECK DATE:	07/07/2022										
203972		22000122 06/28/2022	220707	367989	20.00		20.00	07/06/2022	INV	PD	LAB-20
CHECK DATE:	07/07/2022										
203973		22000122 06/28/2022	220707	367989	20.00		20.00	07/06/2022	INV	PD	LAB-20
CHECK DATE:	07/07/2022										
203974		22000122 06/28/2022	220707	367989	20.00		20.00	07/06/2022	INV	PD	LAB-20
CHECK DATE:	07/07/2022										
203975		22000122 06/28/2022	220707	367989	20.00		20.00	07/06/2022	INV	PD	LAB-20
CHECK DATE:	07/07/2022										
203976		22000122 06/28/2022	220707	367989	20.00		20.00	07/06/2022	INV	PD	LAB-20
CHECK DATE:	07/07/2022										
203978		22000122 06/28/2022	220707	367989	20.00		20.00	07/06/2022	INV	PD	LAB-20
CHECK DATE:	07/07/2022										

VENDOR INVOICE LIST

INVOICE	P.O.	INV DATE	WARRANT	CHECK #	INVOICE NET	PAID	AMOUNT	DUE DATE	TYPE	STS	DESCR
203979		22000122 06/28/2022	220707	367989	20.00		20.00	07/06/2022	INV	PD	LAB-20
CHECK	DATE: 07/07/2022										
203980		22000122 06/28/2022	220707	367989	20.00		20.00	07/06/2022	INV	PD	LAB-20
CHECK	DATE: 07/07/2022										
203981		22000703 06/28/2022	220707	367989	40.00		40.00	07/06/2022	INV	PD	Lockpo
CHECK	DATE: 07/07/2022										
203982		22000703 06/28/2022	220707	367989	40.00		40.00	07/06/2022	INV	PD	Lockpo
CHECK	DATE: 07/07/2022										
203983		22000703 06/28/2022	220707	367989	40.00		40.00	07/06/2022	INV	PD	Lockpo
CHECK	DATE: 07/07/2022										
203984		22000703 06/28/2022	220707	367989	40.00		40.00	07/06/2022	INV	PD	Lockpo
CHECK	DATE: 07/07/2022										
204018		22000233 06/29/2022	220707	367989	146.77		146.77	07/06/2022	INV	PD	2022 B
CHECK	DATE: 07/07/2022										
204020		22000233 06/29/2022	220707	367989	146.77		146.77	07/06/2022	INV	PD	2022 B
CHECK	DATE: 07/07/2022										
204021		22000233 06/29/2022	220707	367989	146.77		146.77	07/06/2022	INV	PD	2022 B
CHECK	DATE: 07/07/2022										
204406		22000704 06/30/2022	220714	368226	345.00		345.00	07/11/2022	INV	PD	Joliet
CHECK	DATE: 07/14/2022										
204413		07/20/2022	220728	368648	20.00		20.00	07/20/2022	INV	PD	MISC
CHECK	DATE: 07/28/2022										
204534		22000703 07/11/2022	220728	368648	240.00		240.00	07/27/2022	INV	PD	Lockpo
CHECK	DATE: 07/28/2022										
204537		22000703 07/11/2022	220721	368437	40.00		40.00	07/15/2022	INV	PD	Lockpo
CHECK	DATE: 07/21/2022										
204538		22000703 07/11/2022	220721	368437	40.00		40.00	07/15/2022	INV	PD	Lockpo
CHECK	DATE: 07/21/2022										
204556		22000122 07/11/2022	220721	368437	20.00		20.00	07/15/2022	INV	PD	LAB-20
CHECK	DATE: 07/21/2022										
204557		22000122 07/11/2022	220721	368437	20.00		20.00	07/15/2022	INV	PD	LAB-20
CHECK	DATE: 07/21/2022										
204558		22000122 07/11/2022	220721	368437	20.00		20.00	07/15/2022	INV	PD	LAB-20
CHECK	DATE: 07/21/2022										
204559		22000122 07/11/2022	220721	368437	20.00		20.00	07/15/2022	INV	PD	LAB-20
CHECK	DATE: 07/21/2022										
204560		22000122 07/11/2022	220721	368437	20.00		20.00	07/15/2022	INV	PD	LAB-20

VENDOR INVOICE LIST

INVOICE	P.O.	INV DATE	WARRANT	CHECK #	INVOICE NET	PAID	AMOUNT	DUE DATE	TYPE	STS	DESCR
CHECK DATE:	07/21/2022										
204561	22000122	07/11/2022	220721	368437	20.00		20.00	07/15/2022	INV	PD	LAB-20
CHECK DATE:	07/21/2022										
204562	22000122	07/11/2022	220721	368437	20.00		20.00	07/15/2022	INV	PD	LAB-20
CHECK DATE:	07/21/2022										
204563	22000122	07/11/2022	220721	368437	20.00		20.00	07/15/2022	INV	PD	LAB-20
CHECK DATE:	07/21/2022										
204564	22000122	07/11/2022	220721	368437	20.00		20.00	07/15/2022	INV	PD	LAB-20
CHECK DATE:	07/21/2022										
204565	22000122	07/11/2022	220721	368437	20.00		20.00	07/15/2022	INV	PD	LAB-20
CHECK DATE:	07/21/2022										
204566	22000122	07/11/2022	220721	368437	20.00		20.00	07/15/2022	INV	PD	LAB-20
CHECK DATE:	07/21/2022										
204569	22000122	07/11/2022	220721	368437	40.00		40.00	07/15/2022	INV	PD	LAB-20
CHECK DATE:	07/21/2022										
204579	22000703	07/11/2022	220721	368437	40.00		40.00	07/15/2022	INV	PD	Lockpo
CHECK DATE:	07/21/2022										
204580	22000122	07/11/2022	220721	368437	40.00		40.00	07/15/2022	INV	PD	LAB-20
CHECK DATE:	07/21/2022										
204581	22000703	07/11/2022	220721	368437	40.00		40.00	07/15/2022	INV	PD	Lockpo
CHECK DATE:	07/21/2022										
204643	22000703	07/15/2022	220728	368648	320.00		320.00	07/27/2022	INV	PD	Lockpo
CHECK DATE:	07/28/2022										
204647	22000122	07/18/2022	220728	368648	20.00		20.00	07/27/2022	INV	PD	LAB-20
CHECK DATE:	07/28/2022										
204648	22000122	07/18/2022	220728	368648	20.00		20.00	07/27/2022	INV	PD	LAB-20
CHECK DATE:	07/28/2022										
204649	22000122	07/18/2022	220728	368648	20.00		20.00	07/27/2022	INV	PD	LAB-20
CHECK DATE:	07/28/2022										
204650	22000122	07/18/2022	220728	368648	20.00		20.00	07/27/2022	INV	PD	LAB-20
CHECK DATE:	07/28/2022										
204651	22000122	07/18/2022	220728	368648	20.00		20.00	07/27/2022	INV	PD	LAB-20
CHECK DATE:	07/28/2022										
204652	22000122	07/18/2022	220728	368648	20.00		20.00	07/27/2022	INV	PD	LAB-20
CHECK DATE:	07/28/2022										
204653	22000122	07/18/2022	220728	368648	20.00		20.00	07/27/2022	INV	PD	LAB-20
CHECK DATE:	07/28/2022										

VENDOR INVOICE LIST

INVOICE	P.O.	INV DATE	WARRANT	CHECK #	INVOICE NET	PAID	AMOUNT	DUE DATE	TYPE	STS	DESCR
204654		22000122 07/18/2022	220728	368648	20.00		20.00	07/27/2022	INV	PD	LAB-20
CHECK DATE:	07/28/2022										
204655		22000122 07/18/2022	220728	368648	20.00		20.00	07/27/2022	INV	PD	LAB-20
CHECK DATE:	07/28/2022										
204679		22000122 07/18/2022	220728	368648	20.00		20.00	07/25/2022	INV	PD	LAB-20
CHECK DATE:	07/28/2022										
204680		22000122 07/18/2022	220728	368648	20.00		20.00	07/25/2022	INV	PD	LAB-20
CHECK DATE:	07/28/2022										
204681		22000122 07/18/2022	220728	368648	20.00		20.00	07/25/2022	INV	PD	LAB-20
CHECK DATE:	07/28/2022										
204682		22000122 07/18/2022	220728	368648	20.00		20.00	07/25/2022	INV	PD	LAB-20
CHECK DATE:	07/28/2022										
204683		22000122 07/18/2022	220728	368648	20.00		20.00	07/25/2022	INV	PD	LAB-20
CHECK DATE:	07/28/2022										
204684		22000703 07/18/2022	220728	368648	320.00		320.00	07/25/2022	INV	PD	Lockpo
CHECK DATE:	07/28/2022										
204685		22000703 07/18/2022	220728	368648	40.00		40.00	07/25/2022	INV	PD	Lockpo
CHECK DATE:	07/28/2022										
204686		22000122 07/18/2022	220728	368648	40.00		40.00	07/25/2022	INV	PD	LAB-20
CHECK DATE:	07/28/2022										
204687		22000122 07/18/2022	220728	368648	40.00		40.00	07/25/2022	INV	PD	LAB-20
CHECK DATE:	07/28/2022										
204688		22000122 07/18/2022	220728	368648	40.00		40.00	07/25/2022	INV	PD	LAB-20
CHECK DATE:	07/28/2022										
204689		22000122 07/18/2022	220728	368648	20.00		20.00	07/25/2022	INV	PD	LAB-20
CHECK DATE:	07/28/2022										
204690		22000122 07/18/2022	220728	368648	40.00		40.00	07/25/2022	INV	PD	LAB-20
CHECK DATE:	07/28/2022										
204695		22000703 07/18/2022	220728	368648	40.00		40.00	07/25/2022	INV	PD	Lockpo
CHECK DATE:	07/28/2022										
204696		22000703 07/18/2022	220728	368648	40.00		40.00	07/25/2022	INV	PD	Lockpo
CHECK DATE:	07/28/2022										
204697		22000703 07/18/2022	220728	368648	40.00		40.00	07/25/2022	INV	PD	Lockpo
CHECK DATE:	07/28/2022										
204698		22000703 07/18/2022	220728	368648	40.00		40.00	07/25/2022	INV	PD	Lockpo
CHECK DATE:	07/28/2022										

VENDOR INVOICE LIST

INVOICE	P.O.	INV DATE	WARRANT	CHECK #	INVOICE NET	PAID	AMOUNT	DUE DATE	TYPE	STS	DESCR
204699		22000122 07/18/2022	220728	368648	40.00		40.00	07/25/2022	INV	PD	LAB-20
CHECK DATE:	07/28/2022										
204700		22000122 07/18/2022	220728	368648	40.00		40.00	07/25/2022	INV	PD	LAB-20
CHECK DATE:	07/28/2022										
204701		22000122 07/18/2022	220728	368648	40.00		40.00	07/25/2022	INV	PD	LAB-20
CHECK DATE:	07/28/2022										
204702		22000122 07/18/2022	220728	368648	40.00		40.00	07/25/2022	INV	PD	LAB-20
CHECK DATE:	07/28/2022										
204703		22000122 07/18/2022	220728	368648	40.00		40.00	07/25/2022	INV	PD	LAB-20
CHECK DATE:	07/28/2022										
204704		22000703 07/18/2022	220728	368648	320.00		320.00	07/25/2022	INV	PD	Lockpo
CHECK DATE:	07/28/2022										
204705		22000703 07/18/2022	220728	368648	40.00		40.00	07/25/2022	INV	PD	Lockpo
CHECK DATE:	07/28/2022										
204706		22000703 07/18/2022	220728	368648	40.00		40.00	07/25/2022	INV	PD	Lockpo
CHECK DATE:	07/28/2022										
204708		22000703 07/18/2022	220728	368648	40.00		40.00	07/25/2022	INV	PD	Lockpo
CHECK DATE:	07/28/2022										
204709		22000703 07/18/2022	220728	368648	40.00		40.00	07/25/2022	INV	PD	Lockpo
CHECK DATE:	07/28/2022										
204710		22000703 07/18/2022	220728	368648	40.00		40.00	07/25/2022	INV	PD	Lockpo
CHECK DATE:	07/28/2022										
204711		22000703 07/18/2022	220728	368648	40.00		40.00	07/25/2022	INV	PD	Lockpo
CHECK DATE:	07/28/2022										
2541 SUMBAUM'S SCHWINN CYCLERY				5,372.31							
06/13/22 & 6/17/22		07/11/2022	220714	368227	1,809.99		1,809.99	07/11/2022	INV	PD	MISC
CHECK DATE:	07/14/2022										
773468		07/13/2022	220721	368438	60.00		60.00	07/13/2022	INV	PD	MISC
CHECK DATE:	07/21/2022										
17461 SUMMIT LAWCARE INC				1,869.99							
33		07/11/2022	220714	368228	80.00		80.00	07/11/2022	INV	PD	MISC
CHECK DATE:	07/14/2022										
34		07/11/2022	220714	368228	80.00		80.00	07/11/2022	INV	PD	MISC
CHECK DATE:	07/14/2022										

VENDOR INVOICE LIST

INVOICE	P.O.	INV DATE	WARRANT	CHECK #	INVOICE NET	PAID AMOUNT	DUE DATE	TYPE	STS	DESCR
35	CHECK DATE: 07/14/2022	07/11/2022	220714	368228	80.00	80.00	07/11/2022	INV	PD	MISC
36	CHECK DATE: 07/14/2022	07/11/2022	220714	368228	80.00	80.00	07/11/2022	INV	PD	MISC
15197 SUN BAN INC				320.00						
COJ2122A	CHECK DATE: 07/07/2022	07/05/2022	220707	367990	1,400.00	1,400.00	07/05/2022	INV	PD	MISC
9857 SUNBELT PUMP & POWER RENTALS										
108699053-0033	CHECK DATE: 07/21/2022	07/13/2022	220721	368439	2,133.44	2,133.44	07/13/2022	INV	PD	MISC
13671 SZYMANSKI, DAVID										
06/09/22-06/13/22	CHECK DATE: 07/21/2022	07/13/2022	220721	368440	850.68	850.68	07/13/2022	INV	PD	MISC
06/10-06/12 2022	CHECK DATE: 07/07/2022	06/29/2022	220707	367991	2,158.60	2,158.60	06/29/2022	INV	PD	MISC
12651 T & D TROPHY AWARDS				3,009.28						
26317	CHECK DATE: 07/07/2022	06/29/2022	220707	367992	130.00	130.00	06/29/2022	INV	PD	MISC
26329	CHECK DATE: 07/14/2022	07/11/2022	220714	368229	78.00	78.00	07/11/2022	INV	PD	MISC
17345 T-MOBILE USA INC				208.00						
9498465772	CHECK DATE: 07/21/2022	07/13/2022	220721	368441	25.00	25.00	07/13/2022	INV	PD	CR#949
17028 TANNER LEE										
105	CHECK DATE: 07/21/2022	07/13/2022	220721	368442	120.00	120.00	07/13/2022	INV	PD	MISC
2577 TERMINAL SUPPLY CO										

VENDOR INVOICE LIST

INVOICE	P.O.	INV DATE	WARRANT	CHECK #	INVOICE NET	PAID	AMOUNT	DUE DATE	TYPE	STS	DESCR
27342-03		06/29/2022	220707	367993	35.88		35.88	06/29/2022	INV	PD	MISC
CHECK DATE:	07/07/2022										
51765-00		07/13/2022	220721	368443	1,888.94		1,888.94	07/13/2022	INV	PD	MISC
CHECK DATE:	07/21/2022										
56448-00		07/11/2022	220714	368230	849.38		849.38	07/11/2022	INV	PD	MISC
CHECK DATE:	07/14/2022										
17418 THE LAKOTA GROUP INC				2,774.20							
21043-05		07/20/2022	220728	368649	640.00		640.00	07/20/2022	INV	PD	MISC
CHECK DATE:	07/28/2022										
17772 THE NEW YORK TIMES COMPANY											
06/23/22-07/20/22		07/11/2022	220714	368231	28.50		28.50	07/11/2022	INV	PD	ACCOUN
CHECK DATE:	07/14/2022										
12548 THOMSON WEST											
846605618		07/11/2022	220714	368232	328.54		328.54	07/11/2022	INV	PD	MISC
CHECK DATE:	07/14/2022										
846608747		07/11/2022	220714	368232	1,992.22		1,992.22	07/11/2022	INV	PD	MISC
CHECK DATE:	07/14/2022										
13589 TIFCO INDUSTRIES INC				2,320.76							
71774848		07/13/2022	220721	368444	686.04		686.04	07/13/2022	INV	PD	MISC
CHECK DATE:	07/21/2022										
2647 TIRE TRACKS											
2108809		06/29/2022	220707	367994	951.23		951.23	06/29/2022	INV	PD	MISC
CHECK DATE:	07/07/2022										
2108811		06/29/2022	220707	367994	142.97		142.97	06/29/2022	INV	PD	MISC
CHECK DATE:	07/07/2022										
2108828		06/29/2022	220707	367994	814.80		814.80	06/29/2022	INV	PD	MISC
CHECK DATE:	07/07/2022										
2108884		07/11/2022	220714	368233	349.20		349.20	07/11/2022	INV	PD	MISC
CHECK DATE:	07/14/2022										
2108904		07/11/2022	220714	368233	679.45		679.45	07/11/2022	INV	PD	MISC
CHECK DATE:	07/14/2022										

VENDOR INVOICE LIST

INVOICE	P.O.	INV DATE	WARRANT	CHECK #	INVOICE NET	PAID AMOUNT	DUE DATE	TYPE	STS	DESCR
2109028 CHECK DATE: 07/21/2022		07/13/2022	220721	368445	1,087.12	1,087.12	07/13/2022	INV	PD	MISC
2109030 CHECK DATE: 07/21/2022		07/13/2022	220721	368445	567.45	567.45	07/13/2022	INV	PD	MISC
2109037 CHECK DATE: 07/21/2022		07/13/2022	220721	368445	325.86	325.86	07/13/2022	INV	PD	MISC
2109047 CHECK DATE: 07/21/2022		07/13/2022	220721	368445	142.97	142.97	07/13/2022	INV	PD	MISC
2109057 CHECK DATE: 07/28/2022		07/20/2022	220728	368650	551.00	551.00	07/20/2022	INV	PD	MISC
					5,612.05					
2665 TRAFFIC CONTROL & PROTECTION INC										
111987 CHECK DATE: 07/07/2022		07/05/2022	220707	367995	161.40	161.40	07/05/2022	INV	PD	MISC
13030 TREADSTONE TIRE RECYCLING LLC										
18181 CHECK DATE: 07/28/2022		07/20/2022	220728	368651	90.00	90.00	07/20/2022	INV	PD	MISC
18186 CHECK DATE: 07/28/2022		07/20/2022	220728	368651	244.00	244.00	07/20/2022	INV	PD	MISC
					334.00					
15365 TRESSLER LLP										
448632-35 CHECK DATE: 07/21/2022		07/13/2022	220721	368446	7,399.25	7,399.25	07/13/2022	INV	PD	MISC
449063 CHECK DATE: 07/21/2022		07/13/2022	220721	368446	10,074.00	10,074.00	07/13/2022	INV	PD	MISC
					17,473.25					
3854 TRI-COUNTY STOCKDALE CO										
350777 CHECK DATE: 07/07/2022		07/05/2022	220707	367996	680.00	680.00	07/05/2022	INV	PD	MISC
9199 TRI-K SUPPLIES INC										
119308 CHECK DATE: 07/14/2022		07/11/2022	220714	368234	295.08	295.08	07/11/2022	INV	PD	MISC

VENDOR INVOICE LIST

INVOICE	P.O.	INV DATE	WARRANT	CHECK #	INVOICE NET	PAID	AMOUNT	DUE DATE	TYPE	STS	DESCR
119363		06/29/2022	220707	367997	330.85		330.85	06/29/2022	INV	PD	MISC
CHECK DATE:	07/07/2022										
119395		07/13/2022	220721	368447	804.37		804.37	07/13/2022	INV	PD	MISC
CHECK DATE:	07/21/2022										
119430		07/13/2022	220721	368447	520.20		520.20	07/13/2022	INV	PD	MISC
CHECK DATE:	07/21/2022										
119431		07/20/2022	220728	368652	394.00		394.00	07/20/2022	INV	PD	MISC
CHECK DATE:	07/28/2022										
119439		07/13/2022	220721	368447	178.80		178.80	07/13/2022	INV	PD	MISC
CHECK DATE:	07/21/2022										
17646 TRICO MECHANICAL INC					2,523.30						
6577		06/29/2022	220707	367998	426.00		426.00	06/29/2022	INV	PD	MISC
CHECK DATE:	07/07/2022										
6578		06/29/2022	220707	367998	222.00		222.00	06/29/2022	INV	PD	MISC
CHECK DATE:	07/07/2022										
6617		07/20/2022	220728	368653	852.00		852.00	07/20/2022	INV	PD	MISC
CHECK DATE:	07/28/2022										
6647		07/20/2022	220728	368653	2,992.00		2,992.00	07/20/2022	INV	PD	MISC
CHECK DATE:	07/28/2022										
6650		07/20/2022	220728	368653	568.00		568.00	07/20/2022	INV	PD	MISC
CHECK DATE:	07/28/2022										
11861 TRIZNA, MICHAEL					5,060.00						
04/2022-06/2022		07/20/2022	220728	368654	105.00		105.00	07/20/2022	INV	PD	MISC
CHECK DATE:	07/28/2022										
16784 TROTTER AND ASSOCIATES INC											
20162	22000364	06/30/2022	220728	368655	4,324.75		4,324.75	07/27/2022	INV	PD	PH 1 L
CHECK DATE:	07/28/2022										
14082 TYLER TECHNOLOGIES INC											
045-385480		07/20/2022	220728	368656	120,114.90		120,114.90	07/20/2022	INV	PD	MISC
CHECK DATE:	07/28/2022										
2718 UNDERGROUND PIPE & VALVE											

VENDOR INVOICE LIST

INVOICE	P.O.	INV DATE	WARRANT	CHECK #	INVOICE NET	PAID AMOUNT	DUE DATE	TYPE	STS	DESCR
055250 CHECK DATE: 07/07/2022	22000771	06/15/2022	220707	367999	3,920.00	3,920.00	07/06/2022	INV	PD	PURCHA
055260 CHECK DATE: 07/07/2022		06/29/2022	220707	367999	2,770.00	2,770.00	06/29/2022	INV	PD	MISC
055352 CHECK DATE: 07/21/2022		07/13/2022	220721	368448	60.00	60.00	07/13/2022	INV	PD	MISC
055433 CHECK DATE: 07/14/2022		07/07/2022	220714	368235	1,165.00	1,165.00	07/07/2022	INV	PD	MISC
055447 CHECK DATE: 07/14/2022		07/07/2022	220714	368235	60.00	60.00	07/07/2022	INV	PD	MISC
055510 CHECK DATE: 07/14/2022		07/07/2022	220714	368235	75.00	75.00	07/07/2022	INV	PD	MISC
055561 CHECK DATE: 07/14/2022		07/11/2022	220714	368235	1,010.00	1,010.00	07/11/2022	INV	PD	MISC
055585 CHECK DATE: 07/21/2022		07/13/2022	220721	368448	1,901.00	1,901.00	07/13/2022	INV	PD	MISC
055592 CHECK DATE: 07/14/2022		07/11/2022	220714	368235	1,401.00	1,401.00	07/11/2022	INV	PD	MISC
055614 CHECK DATE: 07/21/2022		07/13/2022	220721	368448	1,075.00	1,075.00	07/13/2022	INV	PD	MISC
055676 CHECK DATE: 07/28/2022		07/20/2022	220728	368657	530.00	530.00	07/20/2022	INV	PD	MISC
055713 CHECK DATE: 07/21/2022		07/13/2022	220721	368448	500.00	500.00	07/13/2022	INV	PD	MISC
055767 CHECK DATE: 07/28/2022		07/20/2022	220728	368657	200.00	200.00	07/20/2022	INV	PD	MISC
				14,667.00						
18041 UNI-BELL PVC PIPE ASSOCIATION										
2022-12 CHECK DATE: 07/14/2022		07/11/2022	220714	368236	99.00	99.00	07/11/2022	INV	PD	MISC
13950 UNIDOS MARKETING NETWORK										
310 N OTTAWA ST CHECK DATE: 07/28/2022		07/20/2022	220728	368658	850.00	850.00	07/20/2022	INV	PD	MISC
15218 UNIFYHR LLC										

VENDOR INVOICE LIST

INVOICE	P.O.	INV DATE	WARRANT	CHECK #	INVOICE NET	PAID AMOUNT	DUE DATE	TYPE	STS	DESCR
19332		07/13/2022	220721	368449	1,937.50	1,937.50	07/13/2022	INV	PD	MISC
CHECK DATE: 07/21/2022										
2727 UNITED LAB INC										
INV351972		07/07/2022	220714	368237	769.80	769.80	07/07/2022	INV	PD	MISC
CHECK DATE: 07/14/2022										
15553 UPS										
000032887272	22000410	07/02/2022	220707	368000	54.66	54.66	07/06/2022	INV	PD	2022 B
CHECK DATE: 07/07/2022										
00003E2887292		07/20/2022	220728	368659	115.30	115.30	07/20/2022	INV	PD	MISC
CHECK DATE: 07/28/2022										
				169.96						
12207 US BANK CORPORATE TRUST SERVICES										
US BANK XFER JUNE		07/19/2022		4480	1,501,628.68	1,501,628.68	07/19/2022	DIR	PD	US BAN
CHECK DATE: 07/19/2022										
11967 US GAS										
388886		06/29/2022	220707	368001	115.71	115.71	06/29/2022	INV	PD	MISC
CHECK DATE: 07/07/2022										
389136		06/29/2022	220707	368001	61.61	61.61	06/29/2022	INV	PD	MISC
CHECK DATE: 07/07/2022										
389137		06/29/2022	220707	368001	93.81	93.81	06/29/2022	INV	PD	MISC
CHECK DATE: 07/07/2022										
389138		06/29/2022	220707	368001	133.74	133.74	06/29/2022	INV	PD	MISC
CHECK DATE: 07/07/2022										
396625		07/11/2022	220714	368238	236.25	236.25	07/11/2022	INV	PD	MISC
CHECK DATE: 07/14/2022										
396626		07/11/2022	220714	368238	68.25	68.25	07/11/2022	INV	PD	MISC
CHECK DATE: 07/14/2022										
396627		07/11/2022	220714	368238	42.00	42.00	07/11/2022	INV	PD	MISC
CHECK DATE: 07/14/2022										
396628		07/11/2022	220714	368238	152.25	152.25	07/11/2022	INV	PD	MISC
CHECK DATE: 07/14/2022										
396629		07/11/2022	220714	368238	199.50	199.50	07/11/2022	INV	PD	MISC
CHECK DATE: 07/14/2022										

VENDOR INVOICE LIST

INVOICE	P.O.	INV DATE	WARRANT	CHECK #	INVOICE NET	PAID	AMOUNT	DUE DATE	TYPE	STS	DESCR
396630		07/11/2022	220714	368238	68.25	68.25	07/11/2022	INV	PD		MISC
CHECK DATE:	07/14/2022										
396631		07/11/2022	220714	368238	173.25	173.25	07/11/2022	INV	PD		MISC
CHECK DATE:	07/14/2022										
396632		07/11/2022	220714	368238	73.50	73.50	07/11/2022	INV	PD		MISC
CHECK DATE:	07/14/2022										
396633		07/11/2022	220714	368238	52.50	52.50	07/11/2022	INV	PD		MISC
CHECK DATE:	07/14/2022										
396634		07/11/2022	220714	368238	99.75	99.75	07/11/2022	INV	PD		MISC
CHECK DATE:	07/14/2022										
					1,570.37						
7800 HD SUPPLY FACILITIES MAINTENANCE LTD											
010918		06/29/2022	220707	368002	769.46	769.46	06/29/2022	INV	PD		MISC
CHECK DATE:	07/07/2022										
011118		06/29/2022	220707	368002	545.85	545.85	06/29/2022	INV	PD		MISC
CHECK DATE:	07/07/2022										
014630		07/13/2022	220721	368450	601.88	601.88	07/13/2022	INV	PD		MISC
CHECK DATE:	07/21/2022										
014675		07/13/2022	220721	368450	634.10	634.10	07/13/2022	INV	PD		MISC
CHECK DATE:	07/21/2022										
018573		07/07/2022	220714	368239	1,034.64	1,034.64	07/07/2022	INV	PD		MISC
CHECK DATE:	07/14/2022										
019003		07/07/2022	220714	368239	23.00	23.00	07/07/2022	INV	PD		MISC
CHECK DATE:	07/14/2022										
					3,608.93						
16714 USALCO MICHIGAN CITY PLANT LLC											
20234821	22000295	06/29/2022	220707	368003	4,241.10	4,241.10	07/06/2022	INV	PD	2022	A
CHECK DATE:	07/07/2022										
20234822	22000295	06/29/2022	220707	368003	4,241.10	4,241.10	07/06/2022	INV	PD	2022	A
CHECK DATE:	07/07/2022										
20234823	22000295	06/29/2022	220707	368003	4,665.21	4,665.21	07/06/2022	INV	PD	2022	A
CHECK DATE:	07/07/2022										
20234824	22000295	06/29/2022	220707	368003	4,229.84	4,229.84	07/06/2022	INV	PD	2022	A
CHECK DATE:	07/07/2022										
20235777	22000295	07/06/2022	220721	368451	4,246.73	4,246.73	07/15/2022	INV	PD	2022	A

VENDOR INVOICE LIST

INVOICE	P.O.	INV DATE	WARRANT	CHECK #	INVOICE NET	PAID AMOUNT	DUE DATE	TYPE	STS	DESCR
CHECK DATE:	07/21/2022									
20235778	22000295	07/06/2022	220721	368451	4,246.73	4,246.73	07/15/2022	INV	PD	2022 A
CHECK DATE:	07/21/2022									
20235779	22000295	07/06/2022	220721	368451	4,246.73	4,246.73	07/15/2022	INV	PD	2022 A
CHECK DATE:	07/21/2022									
20236357	22000295	07/13/2022	220728	368660	4,169.79	4,169.79	07/27/2022	INV	PD	2022 A
CHECK DATE:	07/28/2022									
20236477	22000295	07/18/2022	220728	368660	4,241.10	4,241.10	07/25/2022	INV	PD	2022 A
CHECK DATE:	07/28/2022									
15141 USONA DEVELOPMENT LLC				38,528.33						
2022-01	22000723	06/25/2022	220707	368004	10,257.50	10,257.50	07/06/2022	INV	PD	CONSUL
CHECK DATE:	07/07/2022									
17788 UTHE & UTHE INC										
7030642		07/11/2022	220714	368240	65.00	65.00	07/11/2022	INV	PD	MISC
CHECK DATE:	07/14/2022									
7074492		07/11/2022	220714	368240	65.00	65.00	07/11/2022	INV	PD	MISC
CHECK DATE:	07/14/2022									
7074492		07/11/2022	220714	368240	75.00	75.00	07/11/2022	INV	PD	MISC
CHECK DATE:	07/14/2022									
7222068		07/11/2022	220714	368240	75.00	75.00	07/11/2022	INV	PD	MISC
CHECK DATE:	07/14/2022									
7222483		07/11/2022	220714	368240	75.00	75.00	07/11/2022	INV	PD	MISC
CHECK DATE:	07/14/2022									
7292398		07/20/2022	220728	368661	75.00	75.00	07/20/2022	INV	PD	MISC
CHECK DATE:	07/28/2022									
7292438		07/20/2022	220728	368661	75.00	75.00	07/20/2022	INV	PD	MISC
CHECK DATE:	07/28/2022									
7313512		07/20/2022	220728	368661	75.00	75.00	07/20/2022	INV	PD	MISC
CHECK DATE:	07/28/2022									
7313514		07/20/2022	220728	368661	75.00	75.00	07/20/2022	INV	PD	MISC
CHECK DATE:	07/28/2022									
7318023		07/20/2022	220728	368661	75.00	75.00	07/20/2022	INV	PD	MISC
CHECK DATE:	07/28/2022									
7325005		07/20/2022	220728	368661	75.00	75.00	07/20/2022	INV	PD	MISC

VENDOR INVOICE LIST

INVOICE	P.O.	INV DATE	WARRANT	CHECK #	INVOICE NET	PAID AMOUNT	DUE DATE	TYPE	STS	DESCR
CHECK DATE: 07/28/2022										
7334318 & 7331476		07/20/2022	220728	368661	150.00	150.00	07/20/2022	INV PD	MISC	
CHECK DATE: 07/28/2022										
18031 UTILITY ASSOCIATES INC					955.00					
ONS-2022-38422		07/22/2022		4481	25,600.00	25,600.00	07/22/2022	DIR PD	PAYMEN	
CHECK DATE: 07/22/2022										
15069 V3 COMPANIES										
622498	22000294	07/08/2022	220721	368452	11,210.00	11,210.00	07/20/2022	INV PD	PSA ES	
CHECK DATE: 07/21/2022										
15638 VANCO PAYMENT SOLUTIONS										
00012657254		07/15/2022		4483	1,585.04	1,585.04	07/15/2022	DIR PD	JUNE V	
CHECK DATE: 07/15/2022										
2763 VARDAL SURVEYING SYSTEMS										
89629		07/05/2022	220707	368005	35.22	35.22	07/05/2022	INV PD	MISC	
CHECK DATE: 07/07/2022										
89692		07/13/2022	220721	368453	687.05	687.05	07/13/2022	INV PD	MISC	
CHECK DATE: 07/21/2022										
89721		07/20/2022	220728	368662	632.50	632.50	07/20/2022	INV PD	MISC	
CHECK DATE: 07/28/2022										
16139 VERIZON CONNECT FLEET USA LLC					1,354.77					
332000029318		06/29/2022	220707	368006	1,505.00	1,505.00	06/29/2022	INV PD	MISC	
CHECK DATE: 07/07/2022										
354000029037		07/20/2022	220728	368663	1,505.00	1,505.00	07/20/2022	INV PD	MISC	
CHECK DATE: 07/28/2022										
8769 VERIZON WIRELESS					3,010.00					
9909201163		06/29/2022	220707	368007	694.90	694.90	06/29/2022	INV PD	MISC	
CHECK DATE: 07/07/2022										
9909601090		07/11/2022	220714	368241	353.23	353.23	07/11/2022	INV PD	ACCOUN	
CHECK DATE: 07/14/2022										

VENDOR INVOICE LIST

INVOICE	P.O.	INV DATE	WARRANT	CHECK #	INVOICE NET	PAID AMOUNT	DUE DATE	TYPE	STS	DESCR
JUN 22 VERIZON BILL CHECK DATE: 07/15/2022		07/15/2022		4487	30,668.59	30,668.59	07/15/2022	DIR	PD	JUNE 2
					31,716.72					
17076 VERIZON WIRELESS SERVICES, LLC										
22294059-40184609 CHECK DATE: 07/14/2022		07/11/2022	220714	368242	50.00	50.00	07/11/2022	INV	PD	CR#22-
7676 VERMEER ILLINOIS INC										
PJ0685 CHECK DATE: 07/14/2022		07/11/2022	220714	368243	281.11	281.11	07/11/2022	INV	PD	MISC
18048 VILLAGE OF BRADLEY										
2022 QTR 3 & 4 CHECK DATE: 07/21/2022		07/13/2022	220721	368454	21,427.19	21,427.19	07/13/2022	INV	PD	2022 3
2022 QTR 4 OT CHECK DATE: 07/21/2022		07/13/2022	220721	368454	1,817.40	1,817.40	07/13/2022	INV	PD	2022 4
					23,244.59					
17537 VILLAGE OF MANTENO										
2022 QTR 3 & 4 SALAR CHECK DATE: 07/21/2022		07/13/2022	220721	368455	48,416.67	48,416.67	07/13/2022	INV	PD	2022 4
2022 QTR 4 OT CHECK DATE: 07/21/2022		07/13/2022	220721	368455	3,172.58	3,172.58	07/13/2022	INV	PD	2022 4
					51,589.25					
15908 VONAGE BUSINESS INC										
2181885 CHECK DATE: 07/14/2022	22000011	07/01/2022	220714	368244	12,462.40	12,462.40	07/12/2022	INV	PD	VONAGE
13596 VSA INC										
453697 CHECK DATE: 07/07/2022		06/29/2022	220707	368008	115.14	115.14	06/29/2022	INV	PD	MISC
453737 CHECK DATE: 07/14/2022		07/11/2022	220714	368245	346.50	346.50	07/11/2022	INV	PD	MISC
					461.64					
10509 WAREHOUSE DIRECT INC										

VENDOR INVOICE LIST

INVOICE	P.O.	INV DATE	WARRANT	CHECK #	INVOICE NET	PAID	AMOUNT	DUE DATE	TYPE	STS	DESCR
5219322-0 CHECK DATE: 07/14/2022		07/11/2022	220714	368246	14.99	14.99	07/11/2022	INV	PD	MISC	
5232661-0 CHECK DATE: 07/14/2022		07/11/2022	220714	368246	35.72	35.72	07/11/2022	INV	PD	MISC	
5234199-0 CHECK DATE: 07/07/2022		06/29/2022	220707	368009	22,354.35	22,354.35	06/29/2022	INV	PD	MISC	
5241495-0 CHECK DATE: 07/07/2022		06/29/2022	220707	368009	2,359.50	2,359.50	06/29/2022	INV	PD	MISC	
5250001-0 CHECK DATE: 07/21/2022		07/13/2022	220721	368456	323.01	323.01	07/13/2022	INV	PD	MISC	
5250015-0 CHECK DATE: 07/21/2022		07/13/2022	220721	368456	19.90	19.90	07/13/2022	INV	PD	MISC	
5262290-0 CHECK DATE: 07/07/2022		06/29/2022	220707	368009	81.20	81.20	06/29/2022	INV	PD	MISC	
5264368-0 CHECK DATE: 07/14/2022		07/07/2022	220714	368246	573.00	573.00	07/07/2022	INV	PD	MISC	
5268209-1 CHECK DATE: 07/28/2022		07/20/2022	220728	368664	6.13	6.13	07/20/2022	INV	PD	MISC	
5270267-0 CHECK DATE: 07/14/2022		07/11/2022	220714	368246	286.50	286.50	07/11/2022	INV	PD	MISC	
5270504-0 CHECK DATE: 07/07/2022		06/29/2022	220707	368009	51.11	51.11	06/29/2022	INV	PD	MISC	
5270504-1 CHECK DATE: 07/14/2022		07/11/2022	220714	368246	18.99	18.99	07/11/2022	INV	PD	MISC	
5270504-2 CHECK DATE: 07/21/2022		07/13/2022	220721	368456	5.85	5.85	07/13/2022	INV	PD	MISC	
5273228-0 CHECK DATE: 07/14/2022		07/11/2022	220714	368246	268.23	268.23	07/11/2022	INV	PD	MISC	
5277884-0 CHECK DATE: 07/21/2022		07/13/2022	220721	368456	87.94	87.94	07/13/2022	INV	PD	MISC	
5281464-0 CHECK DATE: 07/21/2022		07/13/2022	220721	368456	13.98	13.98	07/13/2022	INV	PD	MISC	
C5250001-0 CHECK DATE: 07/21/2022		07/13/2022	220721	368456	-13.77	-13.77	07/13/2022	CRM	PD	CREDIT	

26,486.63

8139 WASTE MANAGEMENT INC

VENDOR INVOICE LIST

INVOICE	P.O.	INV DATE	WARRANT	CHECK #	INVOICE NET	PAID AMOUNT	DUE DATE	TYPE	STS	DESCR
6358090-2007-9 CHECK DATE: 07/14/2022		07/11/2022	220714	368247	1,121,219.25	1,121,219.25	07/11/2022	INV	PD	MISC
4557 WATER ENVIRONMENT FEDERATION										
01799094 CHECK DATE: 07/14/2022		07/11/2022	220714	368248	170.00	170.00	07/11/2022	INV	PD	MISC
2830 WATERWORKS & SEWERAGE FND										
123635-335310 CHECK DATE: 07/14/2022		07/11/2022	220714	368249	249.42	249.42	07/11/2022	INV	PD	2049 O
229847-488100 CHECK DATE: 07/28/2022		07/20/2022	220728	368665	245.73	245.73	07/20/2022	INV	PD	450 LA
257-114350 CHECK DATE: 07/07/2022		06/29/2022	220707	368010	26.54	26.54	06/29/2022	INV	PD	815 CA
257-138380 CHECK DATE: 07/07/2022		06/29/2022	220707	368010	22.94	22.94	06/29/2022	INV	PD	30 N B
257-138390 CHECK DATE: 07/07/2022		06/29/2022	220707	368010	177.17	177.17	06/29/2022	INV	PD	201 W
257-202170 CHECK DATE: 07/21/2022		07/13/2022	220721	368457	347.27	347.27	07/13/2022	INV	PD	1203 C
257-210220 CHECK DATE: 07/21/2022		07/13/2022	220721	368457	472.88	472.88	07/13/2022	INV	PD	1 W SI
257-210250 CHECK DATE: 07/21/2022		07/13/2022	220721	368457	855.15	855.15	07/13/2022	INV	PD	1021 M
257-210260 CHECK DATE: 07/21/2022		07/13/2022	220721	368457	4,826.44	4,826.44	07/13/2022	INV	PD	1021 M
257-210270 CHECK DATE: 07/21/2022		07/13/2022	220721	368457	97.37	97.37	07/13/2022	INV	PD	1021 M
257-256030 CHECK DATE: 07/14/2022		07/11/2022	220714	368249	191.82	191.82	07/11/2022	INV	PD	2293 E
257-266790 CHECK DATE: 07/14/2022		07/11/2022	220714	368249	7.06	7.06	07/11/2022	INV	PD	4375 B
257-29030 CHECK DATE: 07/21/2022		07/13/2022	220721	368457	22.85	22.85	07/13/2022	INV	PD	110 N
257-292290 CHECK DATE: 07/21/2022		07/13/2022	220721	368457	3,038.03	3,038.03	07/13/2022	INV	PD	150 W

VENDOR INVOICE LIST

INVOICE	P.O.	INV DATE	WARRANT	CHECK #	INVOICE NET	PAID	AMOUNT	DUE DATE	TYPE	STS	DESCR
257-29300		07/13/2022	220721	368457	566.99		566.99	07/13/2022	INV	PD	150 W
CHECK DATE: 07/21/2022											
257-296570		07/13/2022	220721	368457	107.02		107.02	07/13/2022	INV	PD	7196 C
CHECK DATE: 07/21/2022											
257-30420		07/11/2022	220714	368249	275.79		275.79	07/11/2022	INV	PD	50 E J
CHECK DATE: 07/14/2022											
257-31010		07/13/2022	220721	368457	591.18		591.18	07/13/2022	INV	PD	101 E
CHECK DATE: 07/21/2022											
257-33030		07/20/2022	220728	368665	469.95		469.95	07/20/2022	INV	PD	10 S C
CHECK DATE: 07/28/2022											
257-41920		07/20/2022	220728	368665	26.62		26.62	07/20/2022	INV	PD	921 E
CHECK DATE: 07/28/2022											
257-454700		07/13/2022	220721	368457	252.94		252.94	07/13/2022	INV	PD	1599 J
CHECK DATE: 07/21/2022											
257-46740		07/20/2022	220728	368665	23.90		23.90	07/20/2022	INV	PD	319 GR
CHECK DATE: 07/28/2022											
257-510570		07/13/2022	220721	368457	194.49		194.49	07/13/2022	INV	PD	90 E J
CHECK DATE: 07/21/2022											
257-510571		07/13/2022	220721	368457	7.52		7.52	07/13/2022	INV	PD	63 MAY
CHECK DATE: 07/21/2022											
257-510846		07/13/2022	220721	368457	7.06		7.06	07/13/2022	INV	PD	921 E
CHECK DATE: 07/21/2022											
257-510853		07/13/2022	220721	368457	7.06		7.06	07/13/2022	INV	PD	107 TW
CHECK DATE: 07/21/2022											
257-510854		07/13/2022	220721	368457	7.06		7.06	07/13/2022	INV	PD	2605 I
CHECK DATE: 07/21/2022											
257-510855		07/13/2022	220721	368457	7.06		7.06	07/13/2022	INV	PD	1900 D
CHECK DATE: 07/21/2022											
257-510856		07/20/2022	220728	368665	21.17		21.17	07/20/2022	INV	PD	1301 F
CHECK DATE: 07/28/2022											
257-510857		07/13/2022	220721	368457	7.06		7.06	07/13/2022	INV	PD	4403 M
CHECK DATE: 07/21/2022											
257-510858		07/13/2022	220721	368457	7.06		7.06	07/13/2022	INV	PD	4000 C
CHECK DATE: 07/21/2022											
257-510859		07/13/2022	220721	368457	7.06		7.06	07/13/2022	INV	PD	2501 C
CHECK DATE: 07/21/2022											
257-510860		07/13/2022	220721	368457	7.06		7.06	07/13/2022	INV	PD	2051 O

VENDOR INVOICE LIST

INVOICE	P.O.	INV DATE	WARRANT	CHECK #	INVOICE NET	PAID	AMOUNT	DUE DATE	TYPE	STS	DESCR
CHECK DATE: 07/21/2022											
257-510861		07/20/2022	220728	368665	35.29	35.29	07/20/2022	INV	PD	8300	B
CHECK DATE: 07/28/2022											
257-512454		07/13/2022	220721	368457	397.72	397.72	07/13/2022	INV	PD	1021	M
CHECK DATE: 07/21/2022											
257-512933		07/11/2022	220714	368249	67.69	67.69	07/11/2022	INV	PD	50	S C
CHECK DATE: 07/14/2022											
257-512999		07/20/2022	220728	368665	192.61	192.61	07/20/2022	INV	PD	1203	C
CHECK DATE: 07/28/2022											
2709-23340		07/13/2022	220721	368457	279.08	279.08	07/13/2022	INV	PD	818	E
CHECK DATE: 07/21/2022											
2709-27100		07/13/2022	220721	368457	51.09	51.09	07/13/2022	INV	PD	15	E J
CHECK DATE: 07/21/2022											
2709-27170		07/13/2022	220721	368457	83.66	83.66	07/13/2022	INV	PD	402	N
CHECK DATE: 07/21/2022											
2709-27180		07/20/2022	220728	368665	6.83	6.83	07/20/2022	INV	PD	402	N
CHECK DATE: 07/28/2022											
2709-28100		07/20/2022	220728	368665	191.63	191.63	07/20/2022	INV	PD	19	W C
CHECK DATE: 07/28/2022											
2709-282750		07/20/2022	220728	368665	6.83	6.83	07/20/2022	INV	PD	7	N BR
CHECK DATE: 07/28/2022											
2709-28960		07/20/2022	220728	368665	20.48	20.48	07/20/2022	INV	PD	1-9	E
CHECK DATE: 07/28/2022											
2709-295870		07/13/2022	220721	368457	7.06	7.06	07/13/2022	INV	PD	150	W
CHECK DATE: 07/21/2022											
2709-30570		07/20/2022	220728	368665	20.48	20.48	07/20/2022	INV	PD	141	E
CHECK DATE: 07/28/2022											
2709-312360		06/29/2022	220707	368010	160.36	160.36	06/29/2022	INV	PD	661	MA
CHECK DATE: 07/07/2022											
2709-449940		07/13/2022	220721	368457	3,563.49	3,563.49	07/13/2022	INV	PD	8301	J
CHECK DATE: 07/21/2022											
2709-481060		07/20/2022	220728	368665	63.20	63.20	07/20/2022	INV	PD	2001	N
CHECK DATE: 07/28/2022											
2709-7930		07/20/2022	220728	368665	376.27	376.27	07/20/2022	INV	PD	8686	D
CHECK DATE: 07/28/2022											
67855-211700		07/20/2022	220728	368665	210.04	210.04	07/20/2022	INV	PD	125	HO
CHECK DATE: 07/28/2022											

VENDOR INVOICE LIST

INVOICE	P.O.	INV DATE	WARRANT	CHECK #	INVOICE NET	PAID	AMOUNT	DUE DATE	TYPE	STS	DESCR
67855-419480		07/20/2022	220728	368665	220.22	220.22	07/20/2022	INV	PD		2300 M
CHECK DATE: 07/28/2022											
					19,128.75						
9295 SHANA WENDT											
07/06/2022		07/11/2022	220714	368250	43.31	43.31	07/11/2022	INV	PD		MISC
CHECK DATE: 07/14/2022											
2853 WEST SIDE TRACTOR SALES CO											
J97616		07/11/2022	220714	368251	508.76	508.76	07/11/2022	INV	PD		MISC
CHECK DATE: 07/14/2022											
J97660		07/11/2022	220714	368251	8.16	8.16	07/11/2022	INV	PD		MISC
CHECK DATE: 07/14/2022											
J97714		07/11/2022	220714	368251	64.45	64.45	07/11/2022	INV	PD		MISC
CHECK DATE: 07/14/2022											
J97742		07/11/2022	220714	368251	706.78	706.78	07/11/2022	INV	PD		MISC
CHECK DATE: 07/14/2022											
J97746		07/11/2022	220714	368251	-75.00	-75.00	07/11/2022	CRM	PD		CREDIT
CHECK DATE: 07/14/2022											
					1,213.15						
18054 WETZEL, ADAM											
JULY 2022		07/20/2022	220728	368666	25.00	25.00	07/20/2022	INV	PD		MISC
CHECK DATE: 07/28/2022											
13839 WEX BANK											
82170165		07/26/2022		4803	3,050.03	3,050.03	07/26/2022	DIR	PD		JUNE W
CHECK DATE: 07/26/2022											
17691 WGI INC											
75419	22000057	07/18/2022	220728	368667	9,006.00	9,006.00	07/25/2022	INV	PD		Assess
CHECK DATE: 07/28/2022											
14009 WHITE CAP LP											
10016352311		06/29/2022	220707	368011	75.00	75.00	06/29/2022	INV	PD		MISC
CHECK DATE: 07/07/2022											
10016379735		07/13/2022	220721	368458	67.19	67.19	07/13/2022	INV	PD		MISC

VENDOR INVOICE LIST

INVOICE	P.O.	INV DATE	WARRANT	CHECK #	INVOICE NET	PAID AMOUNT	DUE DATE	TYPE	STS	DESCR
CHECK DATE: 07/21/2022										
5894 WHOLESALE DIRECT INC					142.19					
000257988		07/11/2022	220714	368252	409.69	409.69	07/11/2022	INV PD	MISC	
CHECK DATE: 07/14/2022										
000257989		07/11/2022	220714	368252	800.84	800.84	07/11/2022	INV PD	MISC	
CHECK DATE: 07/14/2022										
1374 WILL CO CENTER FOR ECONOMIC DEVELMT					1,210.53					
33385		07/13/2022	220721	368459	4,166.67	4,166.67	07/13/2022	INV PD	MISC	
CHECK DATE: 07/21/2022										
17913 WILL COUNTY DEPUTY										
2022 QTR 4 LAROCCO		07/13/2022	220721	368460	25,500.00	25,500.00	07/13/2022	INV PD	2022 4	
CHECK DATE: 07/21/2022										
2022 QTR 4 OT		07/13/2022	220721	368460	5,406.66	5,406.66	07/13/2022	INV PD	2022 4	
CHECK DATE: 07/21/2022										
2892 WILL COUNTY RECORDER					30,906.66					
40636017		07/11/2022	220714	368253	165.00	165.00	07/11/2022	INV PD	MISC	
CHECK DATE: 07/14/2022										
40636155		07/11/2022	220714	368253	984.00	984.00	07/11/2022	INV PD	MISC	
CHECK DATE: 07/14/2022										
40637505		07/11/2022	220714	368253	82.00	82.00	07/11/2022	INV PD	MISC	
CHECK DATE: 07/14/2022										
40638827		07/11/2022	220714	368253	492.00	492.00	07/11/2022	INV PD	MISC	
CHECK DATE: 07/14/2022										
40639164		07/11/2022	220714	368253	205.00	205.00	07/11/2022	INV PD	MISC	
CHECK DATE: 07/14/2022										
40639519		07/11/2022	220714	368253	82.00	82.00	07/11/2022	INV PD	MISC	
CHECK DATE: 07/14/2022										
40640310		07/11/2022	220714	368253	636.00	636.00	07/11/2022	INV PD	MISC	
CHECK DATE: 07/14/2022										
40640315		07/11/2022	220714	368253	984.00	984.00	07/11/2022	INV PD	MISC	
CHECK DATE: 07/14/2022										

VENDOR INVOICE LIST

INVOICE	P.O.	INV DATE	WARRANT	CHECK #	INVOICE NET	PAID	AMOUNT	DUE DATE	TYPE	STS	DESCR
40640746 CHECK DATE: 07/14/2022		07/11/2022	220714	368253	85.00	85.00	07/11/2022	INV	PD		MISC
40640922 CHECK DATE: 07/14/2022		07/11/2022	220714	368253	329.00	329.00	07/11/2022	INV	PD		MISC
40641398 CHECK DATE: 07/14/2022		07/11/2022	220714	368253	615.00	615.00	07/11/2022	INV	PD		MISC
40641406 CHECK DATE: 07/14/2022		07/11/2022	220714	368253	615.00	615.00	07/11/2022	INV	PD		MISC
40641413 CHECK DATE: 07/14/2022		07/11/2022	220714	368253	41.00	41.00	07/11/2022	INV	PD		MISC
					5,315.00						
11035 WILL COUNTY STATES ATTORNEY											
2021 17CF-2 CHECK DATE: 07/14/2022		07/11/2022	220714	368254	1,650.00	1,650.00	07/11/2022	INV	PD		MISC
2022 QTR 4 CAPELLI CHECK DATE: 07/21/2022		07/13/2022	220721	368461	22,500.00	22,500.00	07/13/2022	INV	PD		2022 4
					24,150.00						
2896 WILL COUNTY TREASURER											
JOLIET2022 CHECK DATE: 07/14/2022		07/11/2022	220714	368255	45,263.83	45,263.83	07/11/2022	INV	PD		MISC
17859 WILL-GRUNDY MEDICAL CLINIC											
1095 CHECK DATE: 07/07/2022		06/29/2022	220707	368012	4,932.13	4,932.13	06/29/2022	INV	PD		MISC
2901 WILLETT HOFMANN & ASSOC											
31370 CHECK DATE: 07/14/2022	22000337	06/30/2022	220714	368256	1,410.75	1,410.75	07/12/2022	INV	PD		2022-2
31385 CHECK DATE: 07/14/2022		07/11/2022	220714	368256	3,000.00	3,000.00	07/11/2022	INV	PD		MISC
31496 CHECK DATE: 07/14/2022	22000337	07/07/2022	220714	368256	1,975.05	1,975.05	07/12/2022	INV	PD		2022-2
					6,385.80						
9695 WILLIAMS BROTHERS CONSTRUCTION, INC											

VENDOR INVOICE LIST

INVOICE	P.O.	INV DATE	WARRANT	CHECK #	INVOICE NET	PAID	AMOUNT	DUE DATE	TYPE	STS	DESCR
2507-0920-PAY18 CHECK DATE: 07/14/2022	22000352	07/08/2022	220714	368257	328,755.26	328,755.26		07/12/2022	INV	PD	WSTP I
2571-0621-PMT6 CHECK DATE: 07/14/2022	22000280	07/05/2022	220714	368257	41,429.04	41,429.04		07/11/2022	INV	PD	Aux Sa
15723 TYLER WILSON					370,184.30						
2022 PARAMEDIC LIC CHECK DATE: 07/14/2022		07/11/2022	220714	368258	41.00	41.00		07/11/2022	INV	PD	MISC
15937 AMANDA WINGERTER											
2022 PREVENTATIVE CA CHECK DATE: 07/21/2022		07/13/2022	220721	368462	200.00	200.00		07/13/2022	INV	PD	2022 P
7155 WINKLE ENVIRONMENTAL SERVICE											
51729 CHECK DATE: 07/14/2022		07/11/2022	220714	368259	324.00	324.00		07/11/2022	INV	PD	MISC
51730 CHECK DATE: 07/14/2022		07/11/2022	220714	368259	94.00	94.00		07/11/2022	INV	PD	MISC
51731 CHECK DATE: 07/14/2022		07/11/2022	220714	368259	90.00	90.00		07/11/2022	INV	PD	MISC
15580 WINZER FRANCHISE CORP					508.00						
147152 CHECK DATE: 07/21/2022		07/13/2022	220721	368463	1,586.25	1,586.25		07/13/2022	INV	PD	MISC
159390 CHECK DATE: 07/07/2022		06/29/2022	220707	368014	679.13	679.13		06/29/2022	INV	PD	MISC
246686 CHECK DATE: 07/28/2022		07/20/2022	220728	368668	166.65	166.65		07/20/2022	INV	PD	MISC
2978 WORK ZONE SAFETY INC					2,432.03						
55864 CHECK DATE: 07/14/2022		07/07/2022	220714	368260	1,200.00	1,200.00		07/07/2022	INV	PD	MISC
55865 CHECK DATE: 07/14/2022		07/07/2022	220714	368260	900.00	900.00		07/07/2022	INV	PD	MISC
56060		07/07/2022	220714	368260	900.00	900.00		07/07/2022	INV	PD	MISC

VENDOR INVOICE LIST

INVOICE	P.O.	INV DATE	WARRANT	CHECK #	INVOICE NET	PAID AMOUNT	DUE DATE	TYPE	STS	DESCR
CHECK DATE: 07/14/2022										
56077		07/07/2022	220714	368260	1,046.44	1,046.44	07/07/2022	INV PD	MISC	
CHECK DATE: 07/14/2022										
56078		07/07/2022	220714	368260	2,085.20	2,085.20	07/07/2022	INV PD	MISC	
CHECK DATE: 07/14/2022										
56079		07/07/2022	220714	368260	1,200.00	1,200.00	07/07/2022	INV PD	MISC	
CHECK DATE: 07/14/2022										
56080		07/07/2022	220714	368260	900.00	900.00	07/07/2022	INV PD	MISC	
CHECK DATE: 07/14/2022										
56081		07/07/2022	220714	368260	1,200.00	1,200.00	07/07/2022	INV PD	MISC	
CHECK DATE: 07/14/2022										
56082		07/07/2022	220714	368260	900.00	900.00	07/07/2022	INV PD	MISC	
CHECK DATE: 07/14/2022										
56083		07/07/2022	220714	368260	1,200.00	1,200.00	07/07/2022	INV PD	MISC	
CHECK DATE: 07/14/2022										
56132		07/07/2022	220714	368260	900.00	900.00	07/07/2022	INV PD	MISC	
CHECK DATE: 07/14/2022										
56158		07/07/2022	220714	368260	1,200.00	1,200.00	07/07/2022	INV PD	MISC	
CHECK DATE: 07/14/2022										
56200		07/13/2022	220721	368464	192.50	192.50	07/13/2022	INV PD	MISC	
CHECK DATE: 07/21/2022										
56232		07/13/2022	220721	368464	117.28	117.28	07/13/2022	INV PD	MISC	
CHECK DATE: 07/21/2022										
17433 XYLEM VUE INC					13,941.42					
XVUE-PIN-000619	22000480	07/18/2022	220728	368669	3,264.00	3,264.00	07/27/2022	INV PD	2022 A	
CHECK DATE: 07/28/2022										
					3,264.00					
1,822 INVOICES					16,369,891.18					

** END OF REPORT - Generated by Paul Conrad **



City of Joliet

150 West Jefferson Street
Joliet, IL 60432

Memo

File #: TMP-4311

Agenda Date:8/16/2022

City of Joliet
Travel Expenditures (Object #515800)
For the month of
July 2022

<u>Employee/Title</u>	<u>Travel Dates</u>	<u>Check#</u>	<u>Amount</u>	<u>Vendor</u>	<u>Item</u>	<u>Destination</u>
Byrne, John	MPO					
	05/22/22-05/27/2022	367875	80.79	Byrne, John	Meals	ILEAS MMF Less Leath Instructor Training Moline, Illinois
German, Jeffrey	MPO					
	06/12/2022-06/18/2022	368313	438.66	German, Jeffrey	Meals and Parking	Cellebrite CERT-F Class Vienna, Virginia
Szymanski, David	MPO					
	06/09/2022-06/13/2022	368440	850.68	Szymanski, David	Airfare and Hotel	Excon Competition Las Vegas, Nevada
Bernhard, Jayne	Community Development Planner					
	07/14/2022-07/17/2022	368687	483.88	Bernhard, Jayne	Hotel, Meals, Parking, and Mileage	National Alliance of Preservation Commissions Conference Cincinnati Ohio
Smith, Katherine	Economic Development Specialist					
	07/17/2022-07/23/2022	368823	1,547.89	Smith, Katherine	Airfare, Hotel, Auto Rental, mileage, and Meals	Certified Public Communicator Program Fort Worth, Texas
Floyd, Joshua	Axon System Administrator					
	05/23/2022-05/27/2022	368720	2,051.32	Joshua, Floyd	Airfare, Hotel, and Parking	Axon Accelerate Phoenix, Arizona
Hughes, Nicole	Records Management Specialist					
	07/21/2022-07/21/2022	368520	35.00	Hughes, Nicole	Mileage	Kendall County Recorder's office Yorkville, Illinois
Public Works & Public Utilities						
	10/01/2021-12/31/2021	368524	106.95	Illinois State Toll Highway	Tolls	IPASS Tolls
Aloisio, Justin	MPO					
	06/05/2022-06/10/2022	4798	583.00	Bankcard	Hotel	NAPWDA Workshop Crawfordsville, Indiana
Willis, Dan	MPO					
	06/05/2022-06/10/2022	4798	583.00	Bankcard	Hotel	NAPWDA Workshop Crawfordsville, Indiana
Stapleton, Adam	MPO					
	06/05/2022-06/10/2022	4798	583.00	Bankcard	Hotel	NAPWDA Workshop Crawfordsville, Indiana
Trevillian, Bruce	Police Sergeant					
	06/05/2022-06/10/2022	4798	665.50	Bankcard	Hotel	NAPWDA Workshop Crawfordsville, Indiana
German, Jeffrey	MPO					
	06/12/2022-06/18/2022	4798	1,799.92	Bankcard	Hotel	Cellebrite CERT-F Class Vienna, Virginia
Refund						
	06/13/2022-06/17/2022	4798	(421.30)	Bankcard	Hotel Refund	
Refund						
	05/23/2022-05/25/2022	4798	(225.13)	Bankcard	Hotel Refund	
Smith, Katherine	Community Development Planner					
	07/17/2022-07/23/2022	4798	205.98	Bankcard	Airfare	Certified Public Communicator Program Fort Worth, Texas



City of Joliet

150 West Jefferson Street
Joliet, IL 60432

Memo

File #: TMP-4312

Agenda Date: 8/16/2022

HUMAN RESOURCES DIVISION
PHONE: (815) 724-4020
FAX: (815) 724-4039



**150 WEST JEFFERSON STREET
JOLIET, ILLINOIS 60432-4158**

DATE: August 16, 2022
TO: City Council Finance Committee
FROM: Kathy Franson, Director of HR
SUBJECT: Personnel Summary Update

Local 440:

- **Public Safety Dispatcher (57-21):** Eight spots are open due to the resignation of Traci Sass, promotion of Denita Draper, transfer of Andrea Tatroe, the resignation of Richard Blunt, the resignation of Alaina Cardenas, the job change of Jennifer Chizmark, the job change of Christina VanGessel, and the resignation of Mary Wold. Selected candidates are in the process of testing for the required job requirements for the remaining positions.
- **Parking Enforcement Officer (45-22):** One position is open due to a budget approved position. Ana Mejia has accepted the position effective 7/1/2022.
- **Parking Deck Attendant (48-22):** One position is open due to the resignation of Anna Ryan. A verbal offer has been accepted for a potential candidate and onboarding requirements are in process.
- **Custodian (54-22):** One position is open due to the job change of Anna Mejia. Martina Rosiles has accepted the position effective 8/9/2022.
- **Building Safety Inspector- HVAC (58-22):** One position is open due to the resignation of Anthony Devea. Applications are being reviewed from a pool of external candidates.
- **Public Safety Clerk I (59-22):** One position is open due to the job change of Deborah Taylor-Cottle. Applications are being reviewed from a pool of external candidates.
- **Equipment Operator I (60-22):** One position is open due to the job change of James Foster. Korey Calkins accepted the position effective 7/15/2022.
- **Wastewater Plant Operator I (61-22):** One position is open due to the job change of Wesley Contreras. Zach McAllister has accepted the position effective 7/1/2022.
- **Maintenance Worker (62-22):** One position is open due to the job change of John Ohlson. Jalen Green has accepted the position effective 7/15/2022.
- **Secretary I (63-22):** One position is open due to the job change of Cindy DeVivo. Applications are being reviewed from a pool of internal candidates.
- **Maintenance Worker (66-22):** One position is open due to the job change of Korey Calkins. Ryan Evans has accepted the position effective 8/12/2022.

- **Parking Enforcement Officer (69-22):** One position is open due to the retirement of Barb Hannon. Applications are being reviewed from a pool of internal candidates.
- **Public Safety Clerk II (70-22):** One position is open due to the resignation of Andreanna Armitage. Applications are being reviewed from a pool of external candidates.
- **Parking Deck Attendant (71-22):** One position is open due to the job change of Jalen Green. A verbal offer has been accepted for a potential candidate and onboarding requirements are in process

Other Postings:

- **Compliance Officer (26-22):** One position is open due to a new budget approved position. Applications are being reviewed from a pool of external candidates.
- **General Laborer- Union Station (65-22):** One position is open due to the resignation of Mary Saad. A verbal offer has been accepted for a potential candidate and onboarding requirements are in process.
- **General Laborer- Union Station (67-22):** One position is open due to the resignation of Donald Dantzler. Applications are being reviewed from a pool of external candidates.
- **School Crossing Guard Coordinator (68-22):** One position is open due to the resignation of Kelly Krall. Applications are being reviewed from a pool of external candidates.
- **GIS Coordinator (72-22):** One position is open due to a budget approved position. Applications are being reviewed from a pool of external candidates.
- **General Laborer- Union Station (73-22):** One position is open due to the termination of Zane Carmine. Applications are being reviewed from a pool of external candidates.
- **E.M.A. Coordinator/ Training Facility Director (74-22):** One position is open due to a budget approved position. Applications are being reviewed from a pool of external candidates.

If you have any questions, please feel free to contact me at (815) 724-4022.

August 2022

DEPARTMENT	EMPLOYEE	DATE OF OCCURRENCE	PROJECTED RETURN DATE	STATUS
<u>W/C Absences:</u>				
Fire	J. Baxter	04/01/2022	N/A	Under physician's care
	C. Keenan	06/03/2022	N/A	Under physician's care
	B. Hoolehan	07/01/2022	N/A	Under physician's care
	F. Patula	07/08/2022	N/A	Under physician's care
	J. Nagra	07/07/2022	N/A	Under physician's care
	D. Wunderlich	07/12/2022	N/A	Under physician's care
Police	D. Wooton	04/02/2021	N/A	Under physician's care
	R. Maurer	05/04/2021	N/A	Under physician's care
	J. Sinnot	11/22/2021	N/A	Under physician's care
Roadways	A. Schultz	01/26/2021	N/A	Under physician's care
Sewer	T. Juricic	07/27/2021	N/A	Under physician's care

*PT- Physical Therapy

*TD- Transitional Duty

August 2022

<u>DEPARTMENT</u>	<u>EMPLOYEE</u>	<u>DATE OF OCCURRENCE</u>	<u>PROJECTED RETURN DATE</u>	<u>STATUS</u>
<u>Transitional Duty:</u>				
Fire	E. Kobe	06/29/2021	N/A	Next appt 08/16/22
	B. Bornemann	04/29/2022	N/A	In PT
Police	N. Lowden	08/28/2021	N/A	Under physician's care
	B. Sanchez	06/16/2022	N/A	Under physician's care
	S. Diehl	06/30/2022	N/A	Under physician's care
	J. Price	07/01/2022	N/A	Under physician's care
	F. Coleman	07/11/2022	N/A	Under physician's care

*PT- Physical Therapy

*TD- Transitional Duty