


2024 PROJECTDOX PERFORMANCE

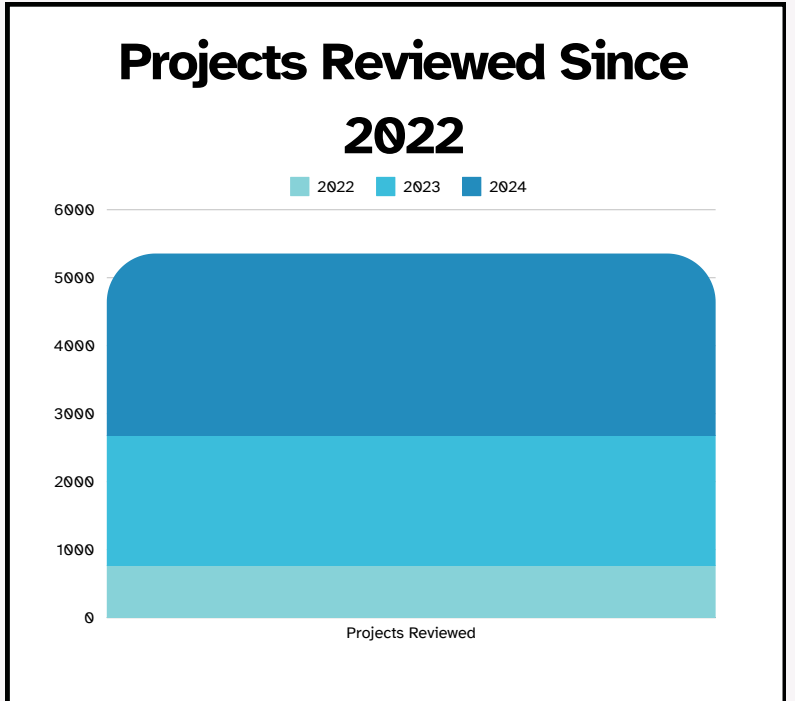
REPORT

This report evaluates the performance of content within ProjectDox from January 1, 2024 to current date of September 18, 2024.

 **Projects Reviewed**
💡 **2,433**



 **External Users**
👤 **1,550**



 **Internal Users**
👤 **74**




- ### Review Types:
1. Comm/Industrial/Res. New Builds, Remodels & Additions
 2. Solar
 3. Signs
 4. Parking Lots
 5. Fences
 6. Capital Improvement Projects
 7. Engineering Development
 8. PUD & Plats (Coming Soon!)

Workflows

 **Planning** 

 **Engineering** 

Building 

Capital Improvement Projects

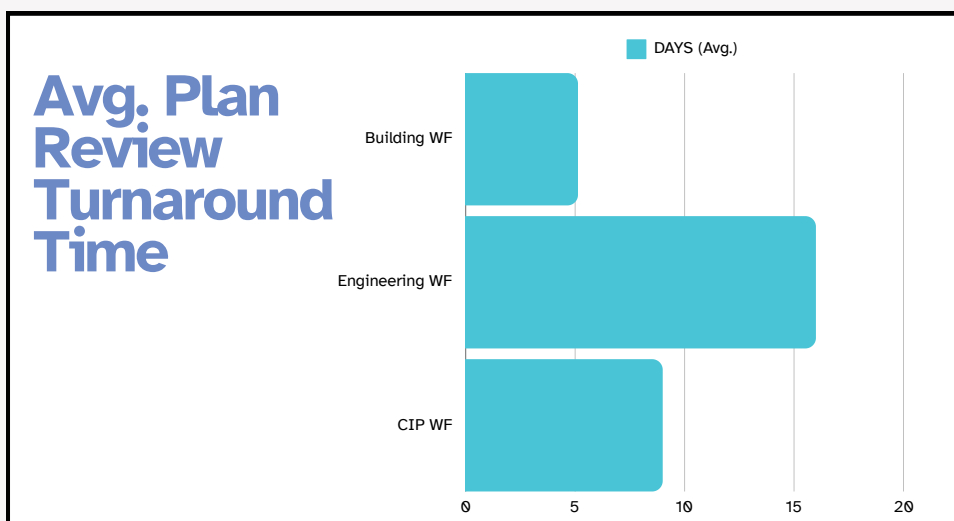
Plan Reviews Completed

Plan Reviews Received FYTD
5,210
17.74% compared to a year ago

Plan Reviews Completed FYTD
5,066
20.76% compared to a year ago

Internal User Departments/Third Party Reviewers:

Public Works
Public Utilities
Planning & Zoning
Building & Inspections
Neighborhood Services
GIS
Police/Fire
Management
Local Assessors
Consultants
Legal Department
City Collector



Estimated 12+ Trees Saved & Significant Decrease in Emissions from Travel